

US00D765199S

(12) **United States Design Patent** (10) **Patent No.:** **US D765,199 S**
Cardani (45) **Date of Patent:** **** Aug. 30, 2016**

(54) **GOLF CLUB HEAD FOR A PUTTER**

(71) Applicant: **NIKE, Inc.**, Beaverton, OR (US)

(72) Inventor: **Jason Cardani**, Portland, OR (US)

(73) Assignee: **NIKE, Inc.**, Beaverton, OR (US)

(**) Term: **14 Years**

(21) Appl. No.: **29/525,354**

(22) Filed: **Apr. 29, 2015**

(51) **LOC (10) Cl.** **21-02**

(52) **U.S. Cl.**
USPC **D21/759**

(58) **Field of Classification Search**
USPC D21/736-746, 759, 752
CPC A63B 53/00; A63B 53/04; A63B 53/007;
A63B 53/065; A63B 53/0487
See application file for complete search history.

(56) **References Cited**

U.S. PATENT DOCUMENTS

D235,668 S	7/1975	Swash	
D496,418 S	9/2004	Tang et al.	
D510,395 S *	10/2005	Miraflor	D21/759
D515,647 S	2/2006	Morgulis	
D527,433 S *	8/2006	Hueber	D21/743
D529,564 S *	10/2006	Grace	D21/759
D533,609 S	12/2006	Moore et al.	
D537,134 S	2/2007	Imamoto	
D538,364 S *	3/2007	Frame	D21/736
D542,873 S	5/2007	Oldknow	
D564,606 S	3/2008	Oldknow et al.	
D571,879 S	6/2008	Jones et al.	
D571,886 S	6/2008	Stites et al.	
D572,331 S	7/2008	Oldknow et al.	
D574,456 S *	8/2008	Chen	D21/759
D574,457 S *	8/2008	Stites	D21/759
D574,907 S	8/2008	Jones et al.	
D575,366 S *	8/2008	Rollinson	D21/744
D585,511 S *	1/2009	Cameron	D21/743

D587,326 S	2/2009	Ines et al.	
D587,771 S	3/2009	Kuan et al.	
D591,806 S	5/2009	Cameron	
D595,793 S *	7/2009	Rollinson	D21/736
D603,008 S	10/2009	Donahue	
D624,616 S	9/2010	Rife	
D629,476 S	12/2010	Serrano et al.	
D630,690 S	1/2011	Rollinson	
D636,829 S	4/2011	Cardani	
D642,643 S *	8/2011	Nicolette	D21/759
D643,485 S	8/2011	Nicolette et al.	
D643,486 S	8/2011	Serrano et al.	
D643,487 S	8/2011	Serrano et al.	

(Continued)

OTHER PUBLICATIONS

Edwin Watts Golf Catalog, Spring 2010; pp. 7, published Spring 2010.

(Continued)

Primary Examiner — Mitchell Siegel

(74) *Attorney, Agent, or Firm* — Banner & Witcoff, Ltd.

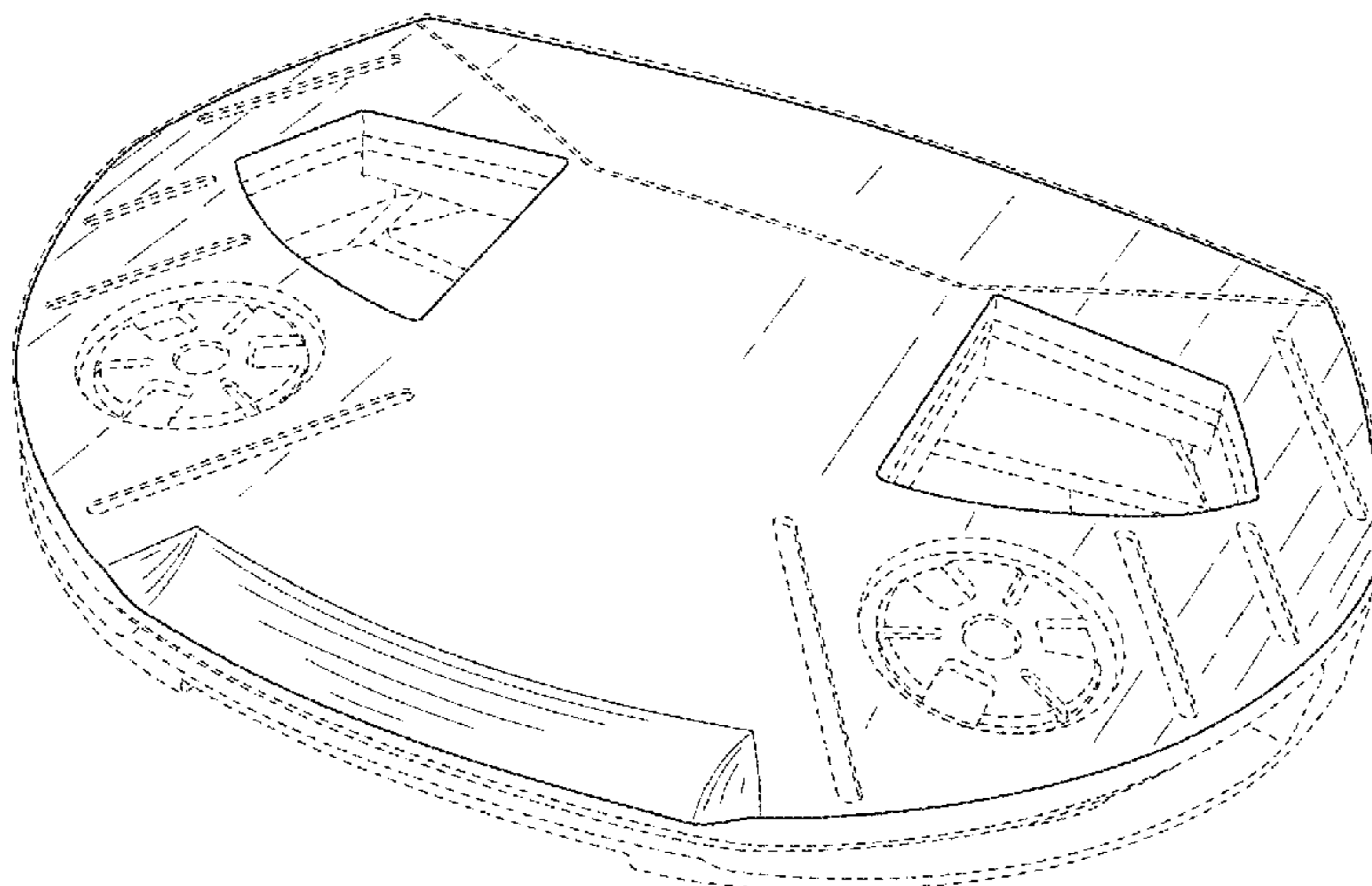
(57) **CLAIM**

The ornamental design for a golf club head for a putter, as shown and described.

DESCRIPTION

FIG. 1 is a bottom perspective view of a golf club head for a putter showing my new design;
FIG. 2 is a bottom view thereof;
FIG. 3 is a front view thereof;
FIG. 4 is a rear view thereof;
FIG. 5 is a toe end view thereof; and,
FIG. 6 is a heel end view thereof.
The unshaded regions within the shaded area form no part of the claimed design. The broken lines showing the remainder of the golf club are for environmental purposes only and form no part of the claimed design.

1 Claim, 4 Drawing Sheets



(56)

References Cited

U.S. PATENT DOCUMENTS

D646,737 S * 10/2011 Pimentel D21/736
D648,407 S * 11/2011 Teramoto D21/743
D661,754 S * 6/2012 Cameron D21/759
D673,630 S * 1/2013 Schweigert D21/752
D673,632 S * 1/2013 Schweigert D21/759
D680,179 S * 4/2013 Solheim D21/752
D696,739 S * 12/2013 Stokke D21/759
8,608,587 B2 * 12/2013 Henrikson A63B 53/0466
473/324
D707,771 S * 6/2014 Cameron D21/759
D714,894 S * 10/2014 Tang D21/759

D720,418 S * 12/2014 Chen D21/759
D730,464 S * 5/2015 Cameron D21/743
D730,465 S * 5/2015 Cameron D21/759
2013/0203522 A1 8/2013 Franklin et al.
2015/0080147 A1 3/2015 Cameron
2015/0080148 A1 3/2015 Cameron

OTHER PUBLICATIONS

Golfsmith Catalog, Spring 2010; pp. 25, published Spring 2010.
Golfsmith Catalog, Spring 2010; pp. 34, published Spring 2010.
Golfsmith Catalog, Spring 2010; pp. 29, published Spring 2010.

* cited by examiner

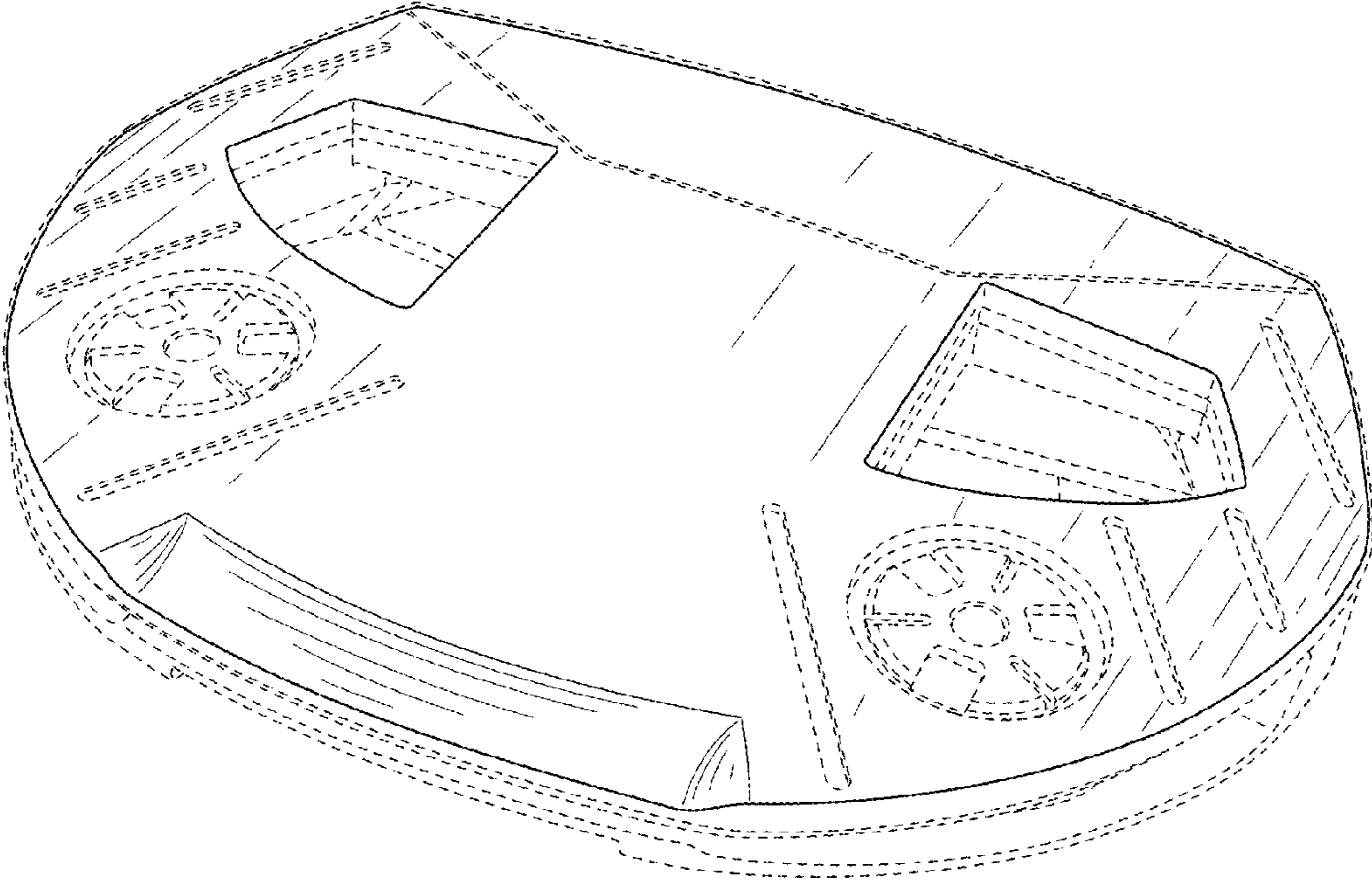


FIG. 1

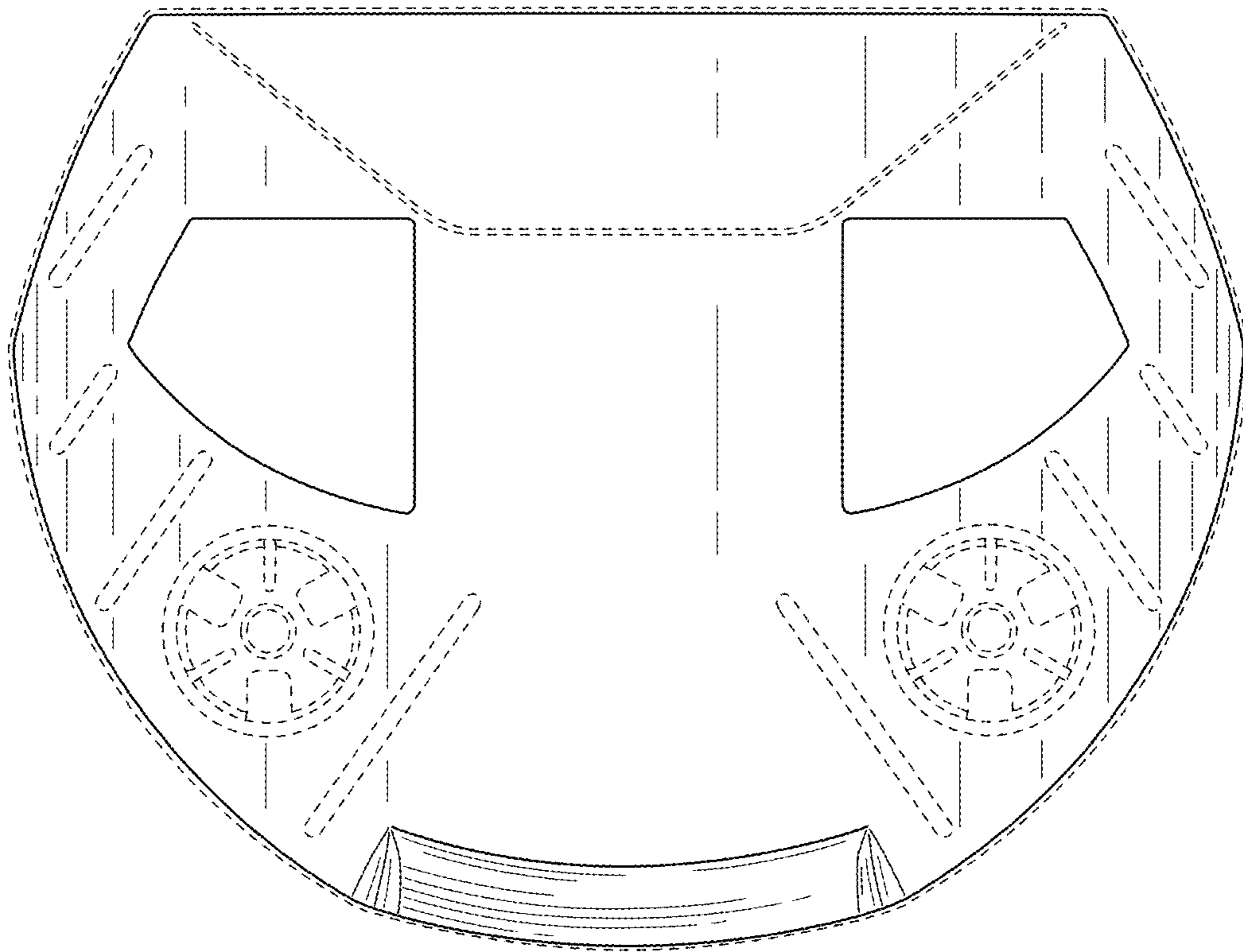


FIG. 2

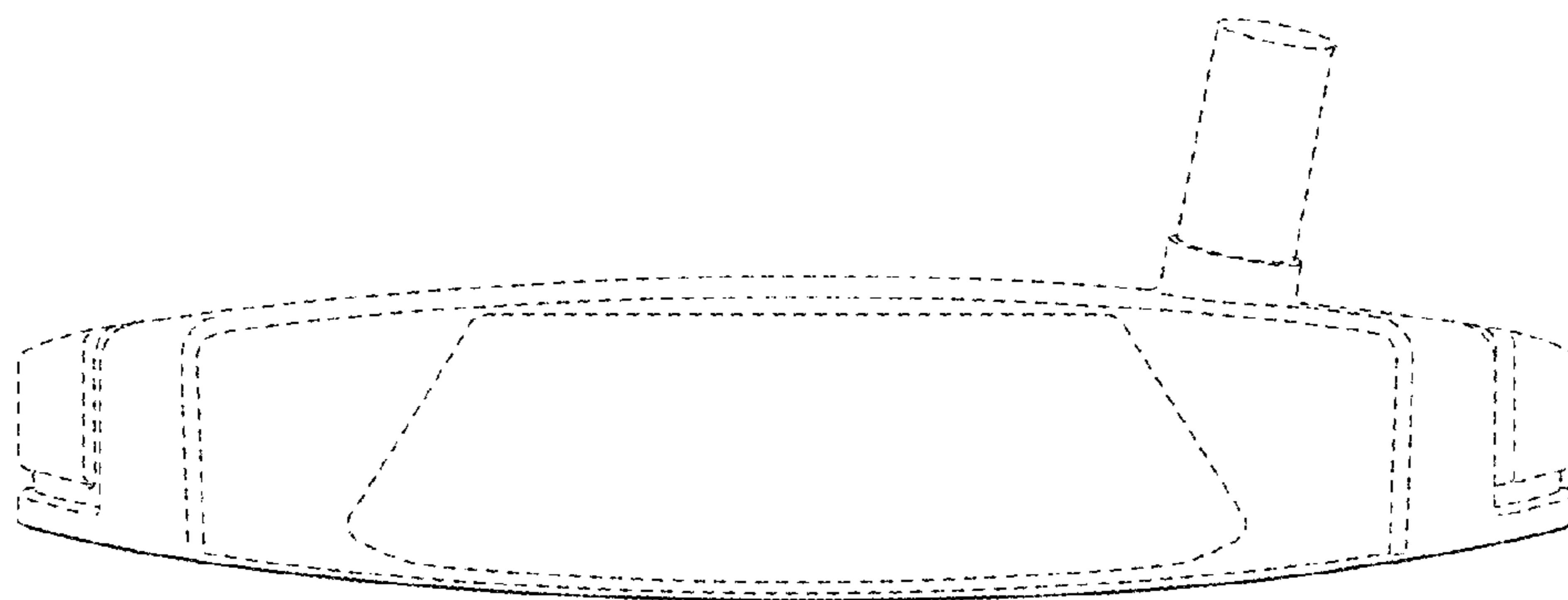


FIG. 3

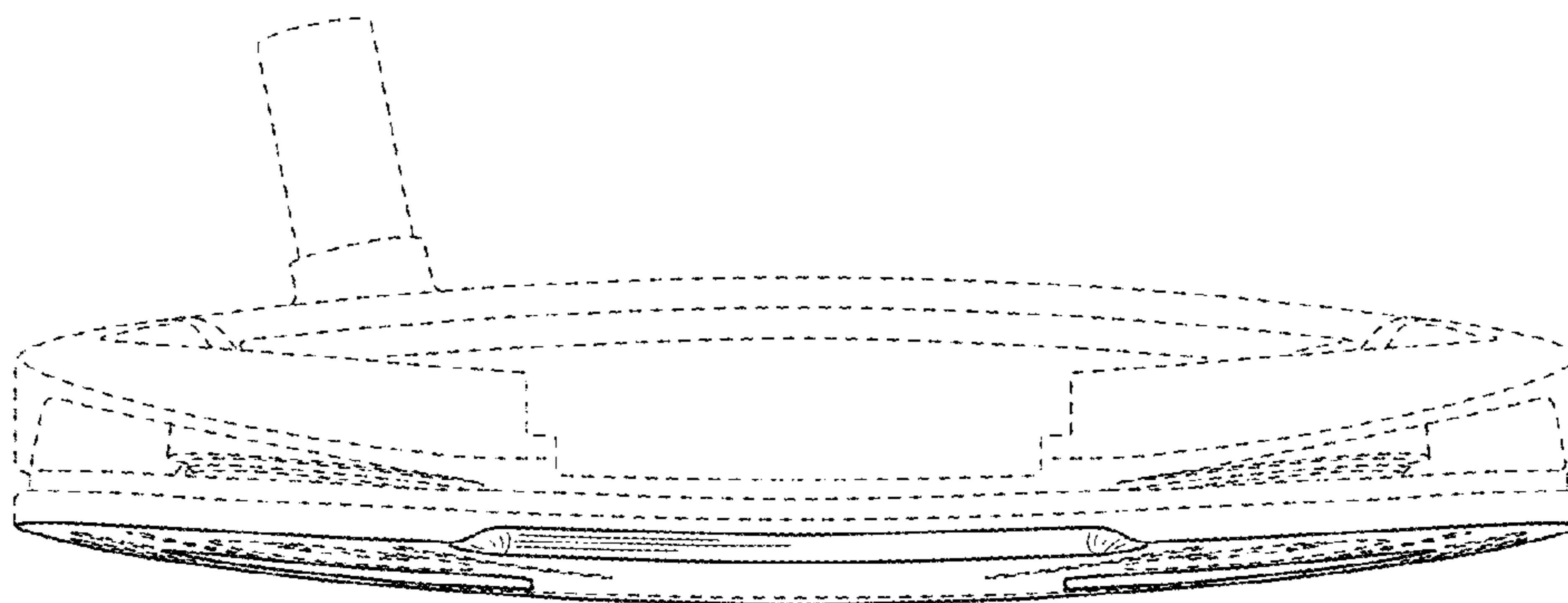


FIG. 4

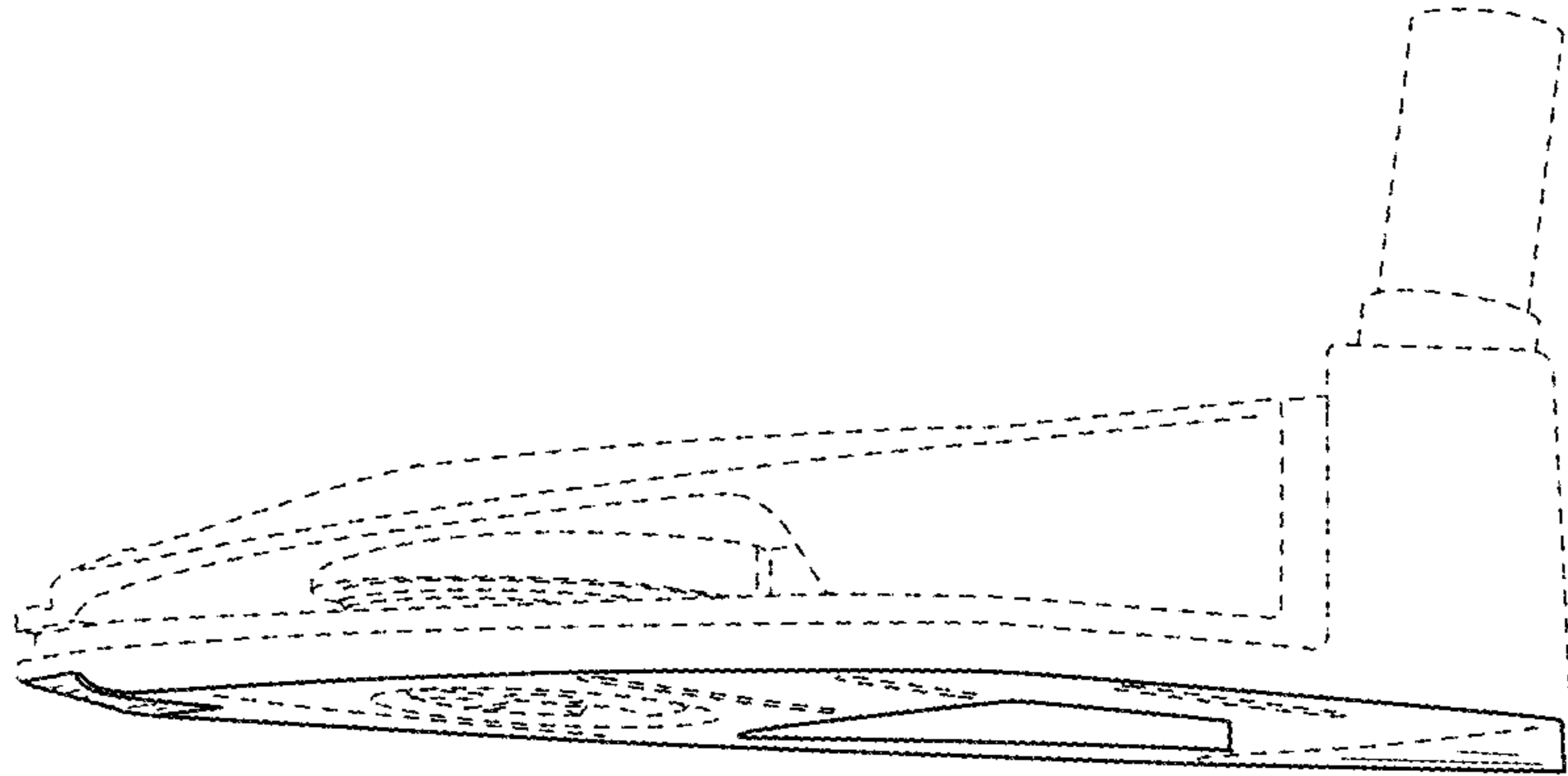


FIG. 5

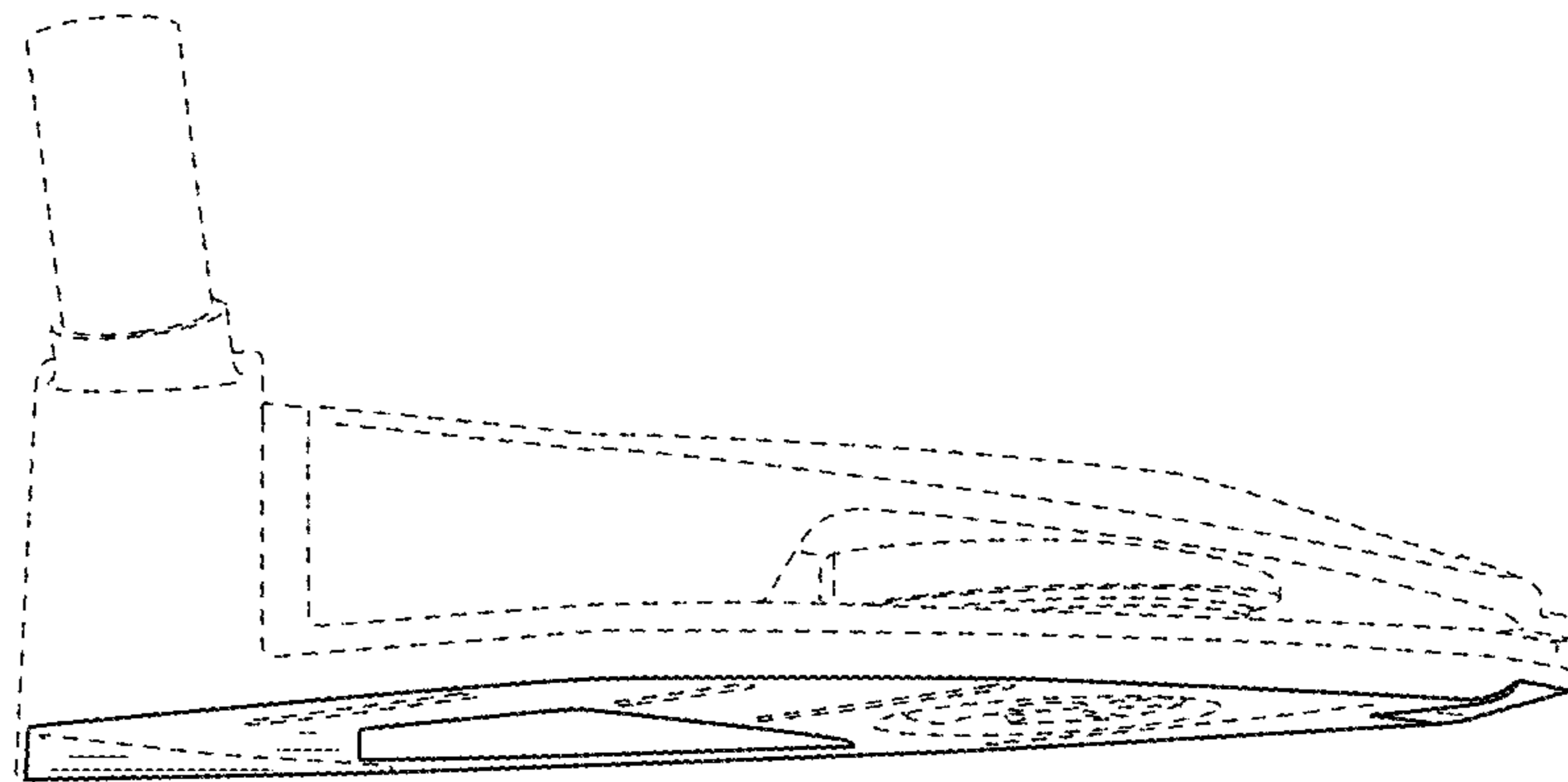


FIG. 6