



US00D765196S

(12) **United States Design Patent**
Bonfigli

(10) **Patent No.:** **US D765,196 S**

(45) **Date of Patent:** **** Aug. 30, 2016**

- (54) **ADJUSTABLE SPORTS PADDLE**
- (71) Applicant: **Mark Bonfigli**, Shelburne, VT (US)
- (72) Inventor: **Mark Bonfigli**, Shelburne, VT (US)
- (**) Term: **15 Years**
- (21) Appl. No.: **29/527,343**
- (22) Filed: **May 18, 2015**
- (51) **LOC (10) Cl.** **21-02**
- (52) **U.S. Cl.**
USPC **D21/731**
- (58) **Field of Classification Search**
USPC D21/729-732
CPC A63B 59/40-59/48
See application file for complete search history.

- 4,130,277 A * 12/1978 Marks A63B 59/80
473/527
- 4,353,550 A * 10/1982 Krosnick A63B 59/80
473/527
- 4,379,554 A * 4/1983 Schuyler A63B 59/48
473/530
- D307,930 S * 5/1990 Sokol D21/731
- D344,314 S * 2/1994 Malkoun D21/731
- D359,780 S * 6/1995 Sokol D21/731
- D501,521 S * 2/2005 Reynolds D21/731

* cited by examiner

Primary Examiner — Mitchell Siegel

(74) *Attorney, Agent, or Firm* — Fulwider Patton LLP

(57) **CLAIM**

The ornamental design for an adjustable sports paddle, as shown and described.

DESCRIPTION

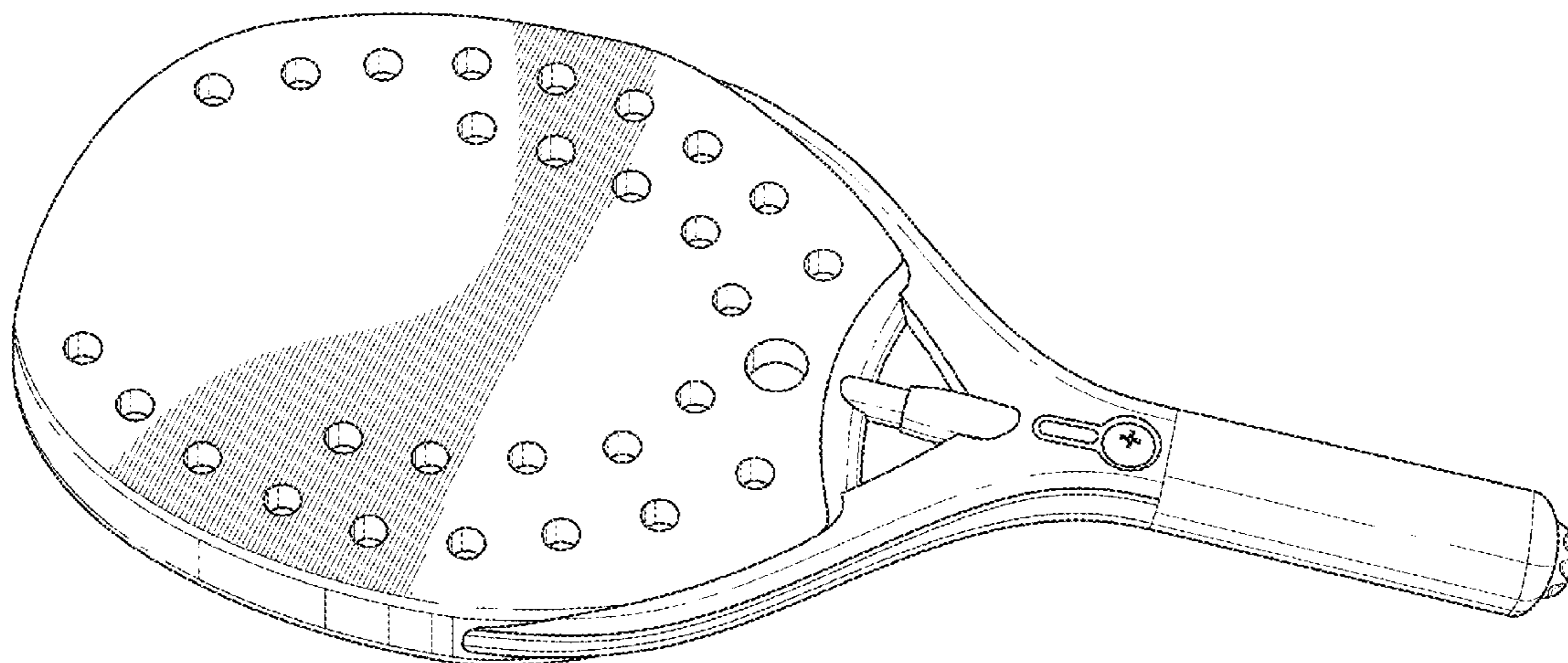
FIG. 1 is a top perspective view of an adjustable sports paddle showing my new design;
 FIG. 2 is a top view thereof;
 FIG. 3 is a bottom view thereof;
 FIG. 4 is a left side view thereof;
 FIG. 5 is a right side view thereof;
 FIG. 6 is a front view thereof; and,
 FIG. 7 is a rear view thereof.

1 Claim, 5 Drawing Sheets

(56) **References Cited**

U.S. PATENT DOCUMENTS

- 2,156,477 A * 5/1939 Keller A63B 59/40
473/530
- 2,328,366 A * 8/1943 Timmermann A63B 59/40
473/529
- D191,405 S * 9/1961 Wagner D21/731
- 3,879,250 A * 4/1975 Rankin, Jr. A63B 59/80
156/228



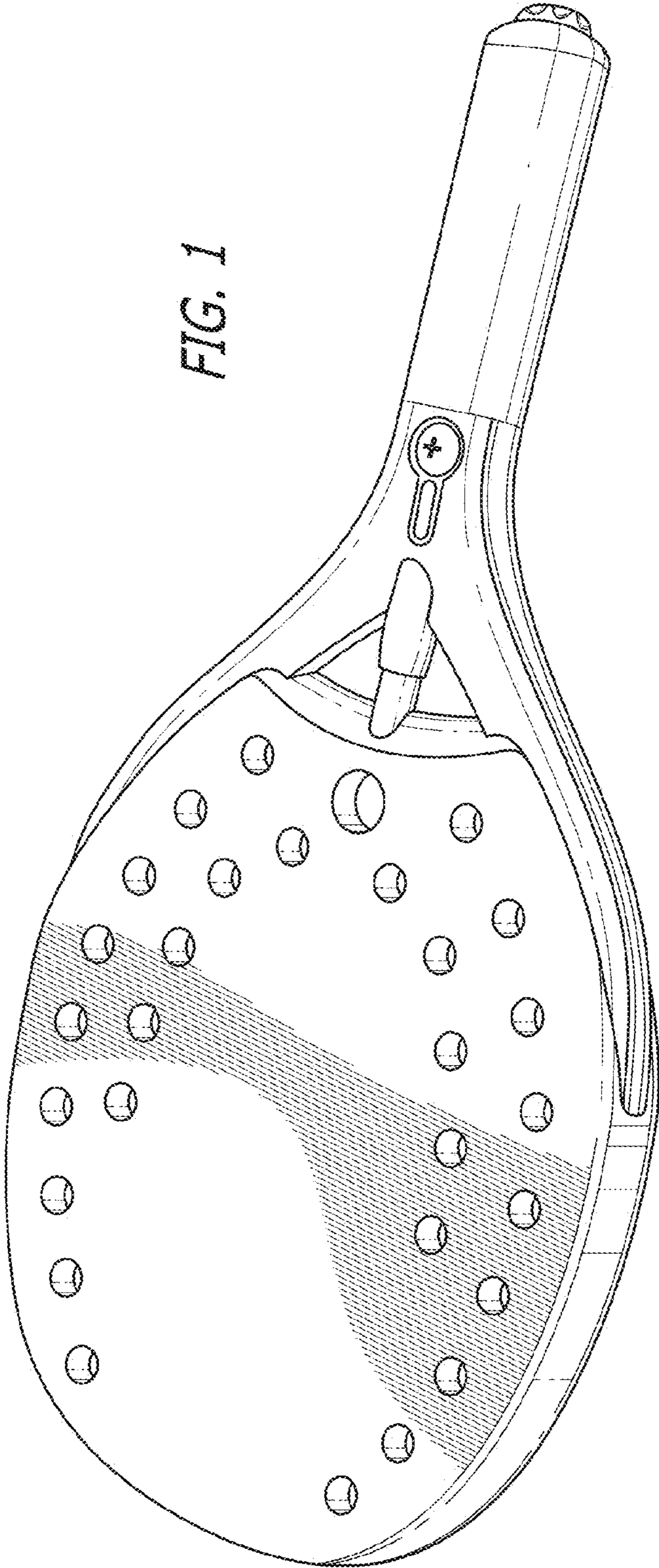


FIG. 1

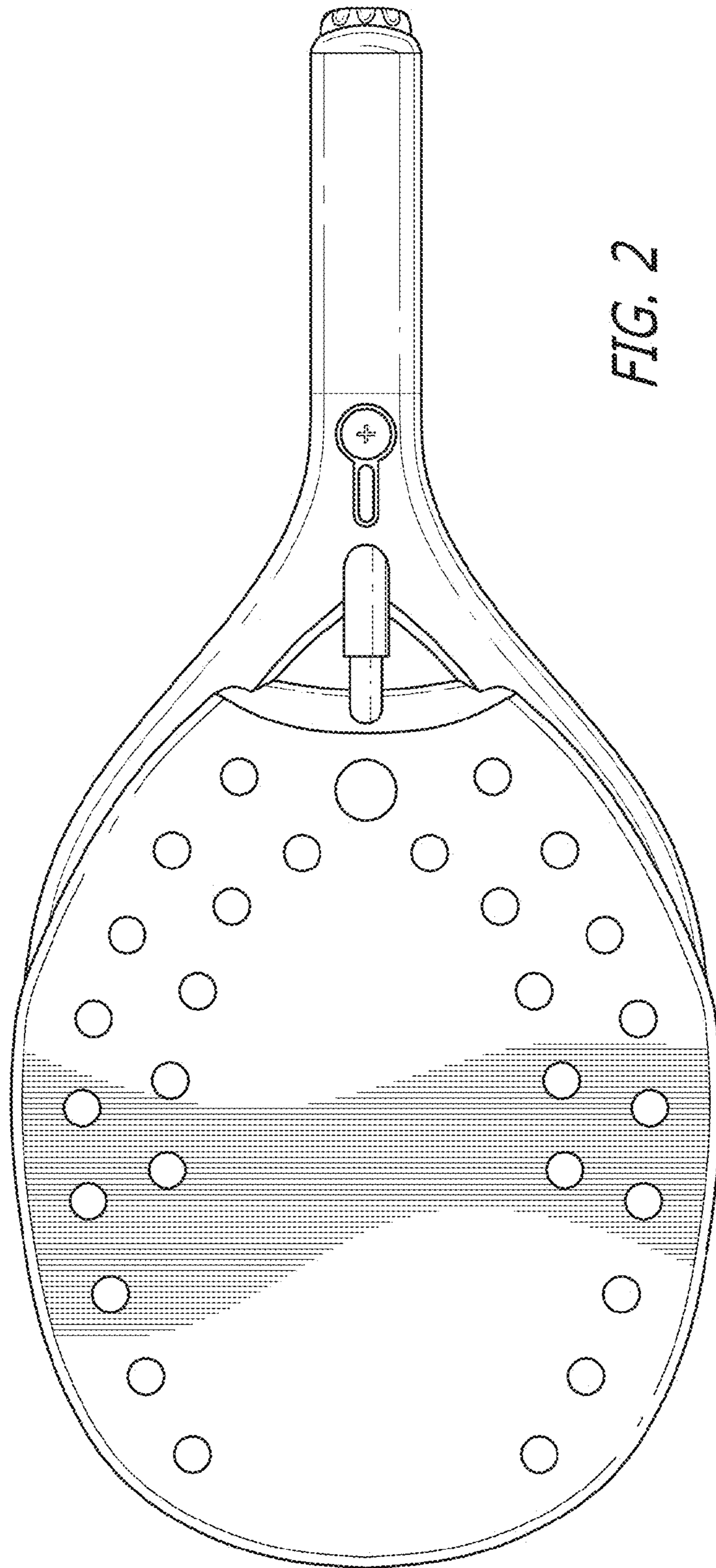


FIG. 2

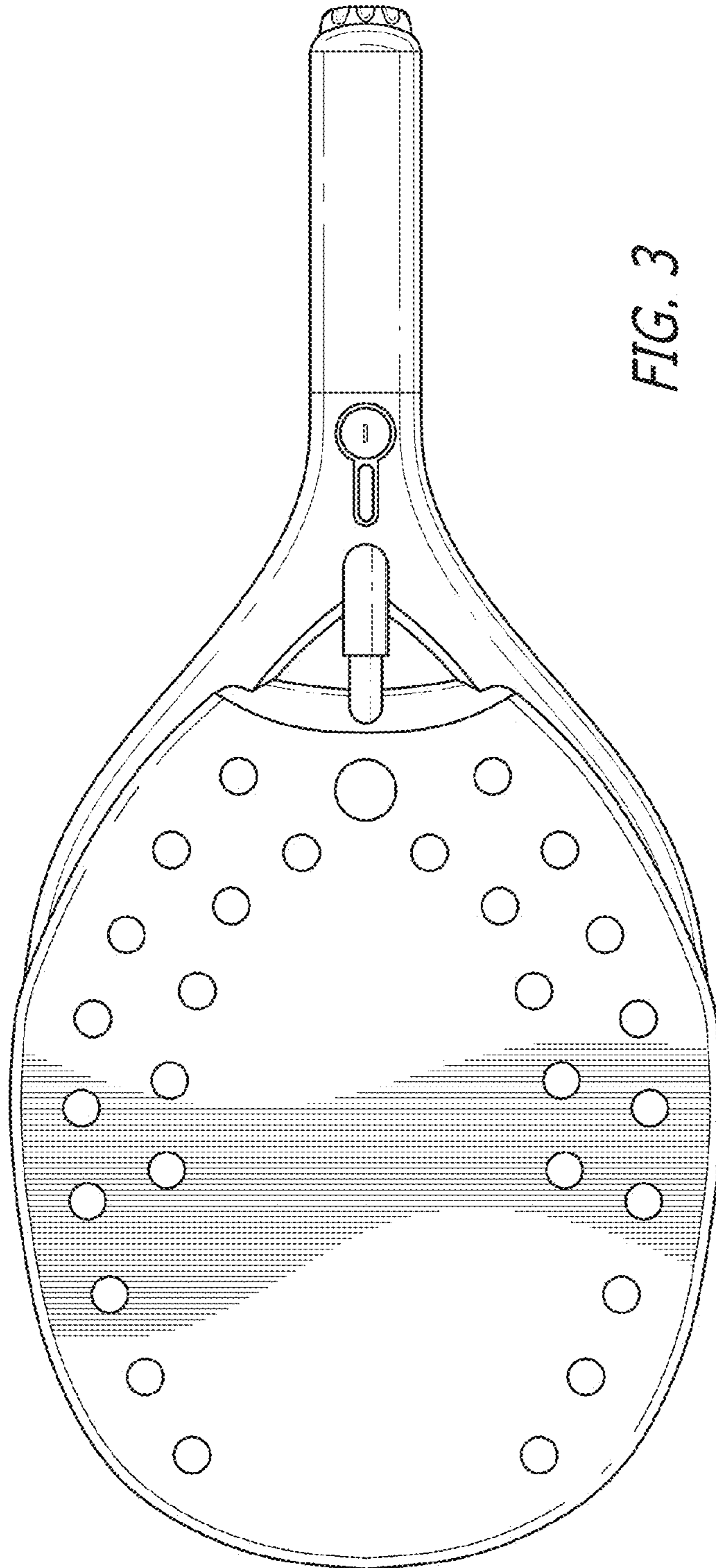


FIG. 3

FIG. 4

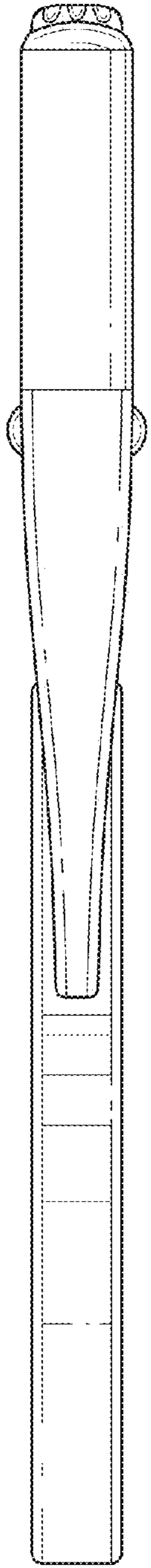
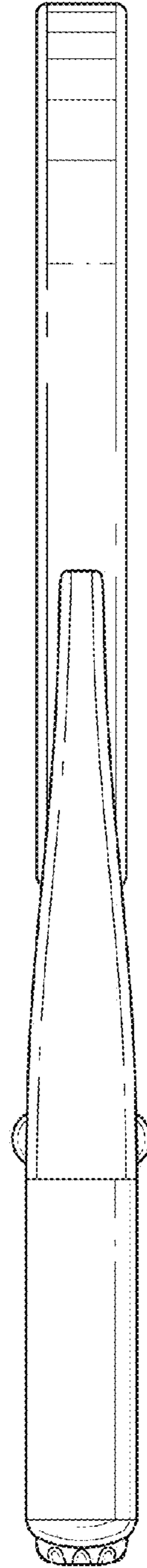


FIG. 5



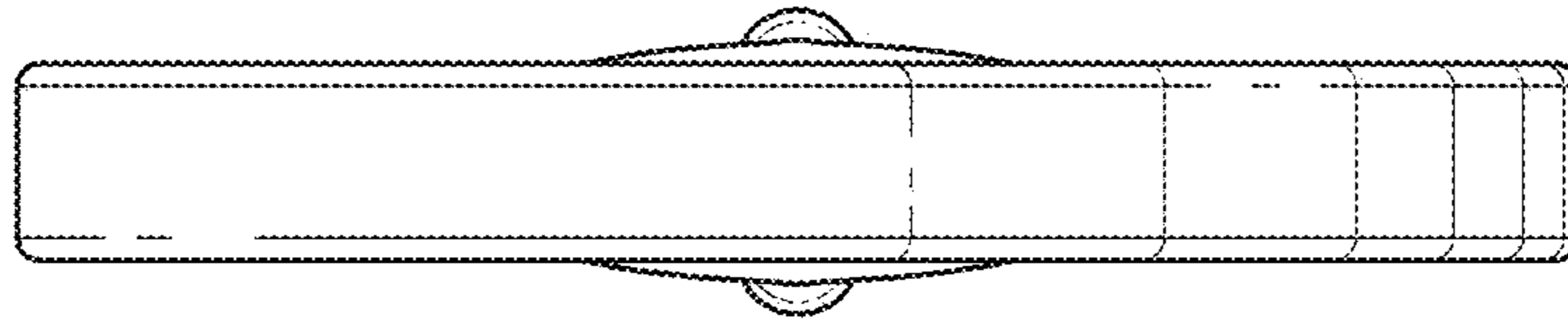


FIG. 6

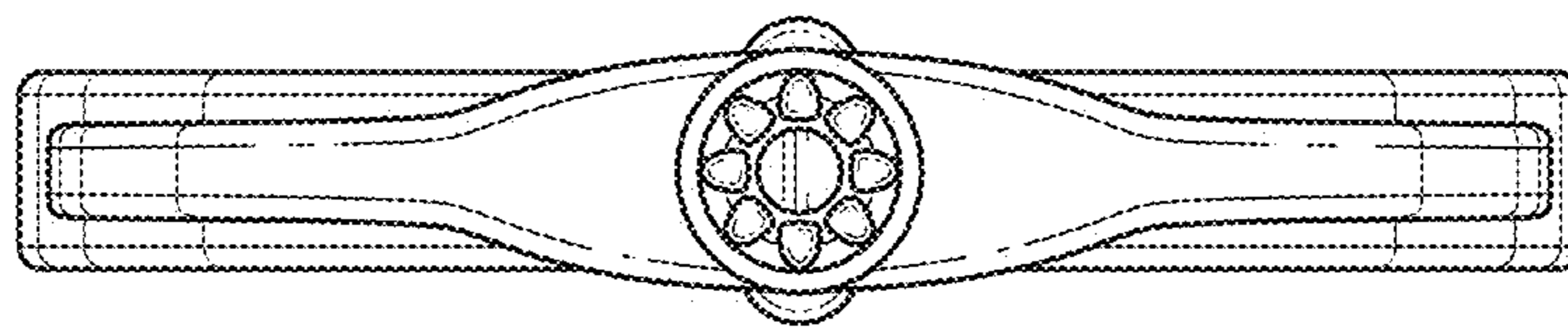


FIG. 7