



US00D765190S

(12) **United States Design Patent**
Ha et al.

(10) **Patent No.:** **US D765,190 S**

(45) **Date of Patent:** **** Aug. 30, 2016**

(54) **TRAIN TOY**

(71) Applicant: **CJ E&M Corporation**, Seoul (KR)

(72) Inventors: **Se Jung Ha**, Seoul (KR); **Bu Kyung Kim**, Seoul (KR); **Yoon Sun Shim**, Gyeonggi-do (KR); **Ye Rim Woo**, Seoul (KR)

(73) Assignee: **CJ E&M Corporation**, Seoul (KR)

(**) Term: **15 Years**

(21) Appl. No.: **29/535,447**

(22) Filed: **Aug. 6, 2015**

(30) **Foreign Application Priority Data**

Jul. 9, 2015 (KR) 30-2015-0034746

(51) **LOC (10) Cl.** **21-01**

(52) **U.S. Cl.**
USPC **D21/540**

(58) **Field of Classification Search**
USPC D21/427, 540, 541; D12/36, 37
CPC A63H 21/00; A63H 21/04; A63H 19/00;
A63H 19/10; A63H 19/16; A63H 19/18;
A63H 19/24; A63H 19/36
See application file for complete search history.

(56) **References Cited**

U.S. PATENT DOCUMENTS

D264,362 S * 5/1982 Mariol D21/541
D430,907 S * 9/2000 Uchida D21/541
D437,896 S * 2/2001 Uchida D21/541

D437,897 S * 2/2001 Uchida D21/541
D444,826 S * 7/2001 Yamanouchi D21/541
D445,149 S * 7/2001 Uchida D21/541
D445,464 S * 7/2001 Yamanouchi D21/541
D647,575 S * 10/2011 Inoue D21/541

OTHER PUBLICATIONS

Korean Intellectual Property Office, Korean Office Action in Korean Application No. 30-2015-0034746, mailed Dec. 9, 2015.
Reference Design, <http://item2.gmarket.co.kr/Item/DetailView/Item.aspx?goodscode=658116551>, released Jan. 2015.

* cited by examiner

Primary Examiner — Cynthia M Chin

(74) *Attorney, Agent, or Firm* — Jeremy Jay

(57) **CLAIM**

The ornamental design for a train toy, as shown and described.

DESCRIPTION

The patent or application file contains at least one drawing executed in color. Copies of this patent or patent application publication with color drawing(s) will be provided by the Office upon request and payment of the necessary fee.

FIG. 1 is a perspective view of a train toy of the present invention.

FIG. 2 is a front elevational view thereof;

FIG. 3 is a rear elevational view thereof;

FIG. 4 is a left side view thereof;

FIG. 5 is a right side view thereof;

FIG. 6 is a top plan view thereof; and,

FIG. 7 is a bottom plan view thereof.

1 Claim, 7 Drawing Sheets
(7 of 7 Drawing Sheet(s) Filed in Color)



FIG. 1



FIG. 2




FIG. 3




FIG. 4



FIG. 5



FIG. 6




FIG. 7

