



US00D765176S

(12) **United States Design Patent** (10) **Patent No.:** **US D765,176 S**
Blum (45) **Date of Patent:** **** *Aug. 30, 2016**

- (54) **TRANSACTION CARD**
- (71) Applicant: **Black Card LLC**, Jackson, WY (US)
- (72) Inventor: **Scott Alan Blum**, Jackson, WY (US)
- (73) Assignee: **BLACK CARD LLC**, Jackson, WY (US)
- (*) Notice: This patent is subject to a terminal disclaimer.
- (**) Term: **14 Years**
- (21) Appl. No.: **29/473,869**
- (22) Filed: **Nov. 26, 2013**
- (51) **LOC (10) Cl.** **19-08**
- (52) **U.S. Cl.**
USPC **D19/10**
- (58) **Field of Classification Search**
USPC D19/1-12, 20-34; 40/124.01-124.15, 40/661, 672, 726, 776; 283/72, 74-75, 283/103, 105-107, 82, 70, 94; D21/385; D20/10-11, 22, 27, 40, 42; D14/435-437; 360/2; 235/380, 382
CPC B42D 15/022; B42D 15/042; B42D 15/045; B42D 15/027; B42D 25/00; B42D 25/20; B42D 25/30; B42D 25/23; B42D 25/26; B42D 25/29; B42D 25/285; B42D 2033/00; B42D 2033/02; B42D 2033/04; B42D 2033/08; B42D 2033/10; B42D 2033/16; B42D 2033/18; B42D 2033/20; B42D 2033/22; B42D 2033/28; B42D 2033/30
See application file for complete search history.

(56) **References Cited**

U.S. PATENT DOCUMENTS

- 1,294,535 A * 2/1919 Rich 283/48.1
- 2,727,622 A * 12/1955 Neumann 206/215
- 4,605,846 A * 8/1986 Duret et al. 235/468

- D313,428 S * 1/1991 Drexler D19/9
- D350,125 S * 8/1994 Saitoh D14/436
- D367,273 S * 2/1996 Ebe D14/436
- D437,882 S * 2/2001 Creighton D19/9
- D449,336 S * 10/2001 Webb et al. D19/10
- D505,450 S * 5/2005 Lauer et al. D19/9
- D524,860 S * 7/2006 Risafi et al. D19/9
- D526,012 S * 8/2006 Dorr et al. D19/9
- D582,977 S * 12/2008 Field et al. D19/10
- D622,314 S * 8/2010 Skelding et al. D19/10
- D636,021 S * 4/2011 Antonio D19/10

(Continued)

Primary Examiner — Abraham Bahta

(74) Attorney, Agent, or Firm — Klein, O'Neill & Singh, LLP

(57) **CLAIM**

The ornamental design for a transaction card, as shown and described.

DESCRIPTION

The patent or application file contains at least one drawing executed in color. Copies of this patent or patent application publication with color drawing(s) will be provided by the Office upon request and payment of the necessary fee. Color is an aspect of the front and back of the transaction cards of the present design as shown in FIGS. 1 and 2.

FIG. 1 is a front elevational view of a preferred embodiment of the transaction card according to the present design;

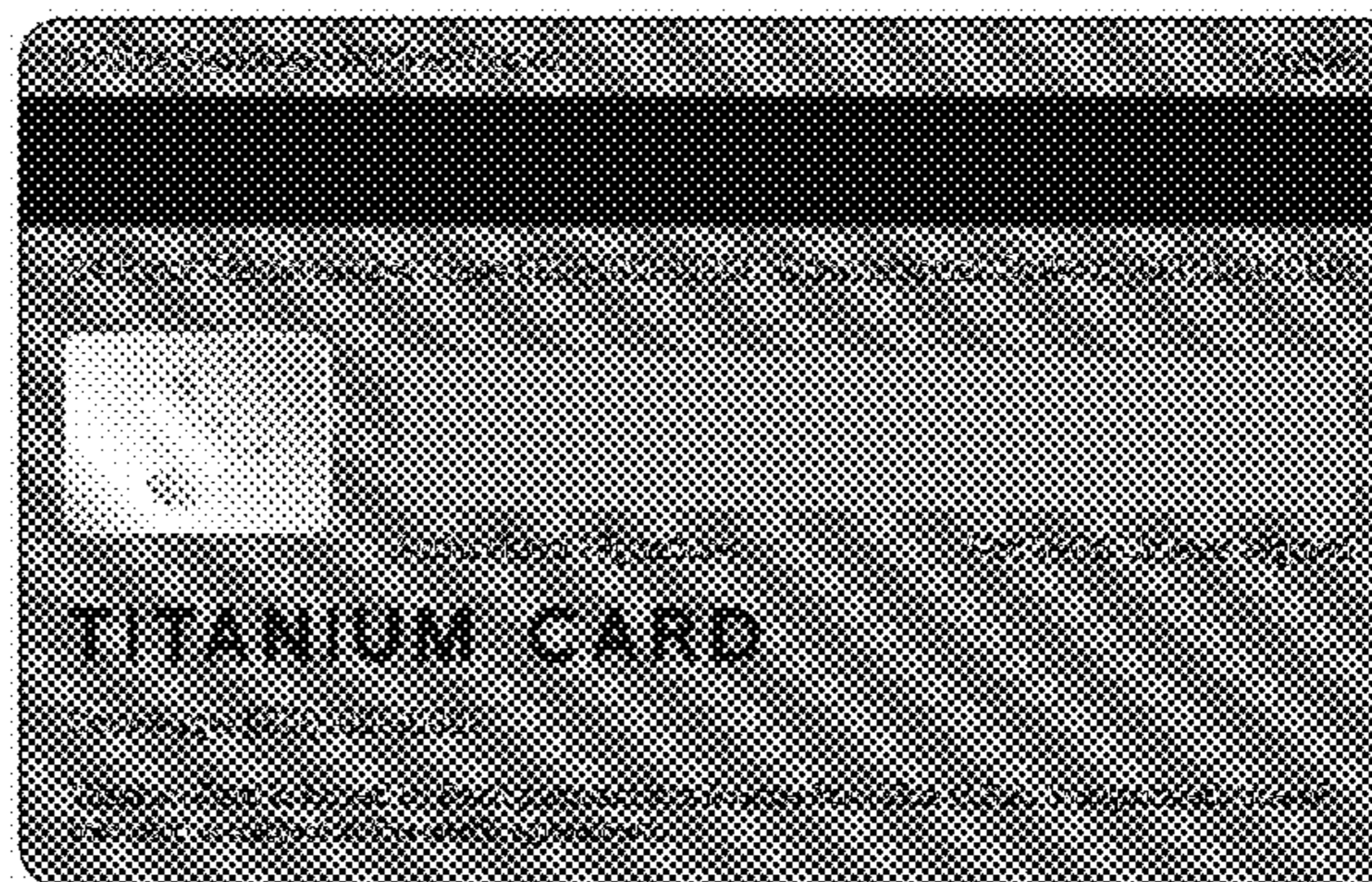

FIG. 2 is a rear elevational view of the transaction card of FIG. 1;

FIG. 3 is a bottom plan view of the transaction card of FIG. 1, the top plan view being a mirror image thereof; and,

FIG. 4 is a left-side elevational view of the transaction card of FIG. 1, the right-side elevational view being a mirror image thereof.

The broken line showing of portions of the transaction card is included for the purpose of illustrating environmental structure and forms no part of the claimed design.

1 Claim, 3 Drawing Sheets
(2 of 3 Drawing Sheet(s) Filed in Color)



US D765,176 S

Page 2

(56)

References Cited

U.S. PATENT DOCUMENTS

D643,064 S * 8/2011 Skelding et al. D19/10
D650,440 S * 12/2011 Irwin, Jr. D19/10
D665,495 S * 8/2012 Nasir D24/110.5

D665,851 S * 8/2012 Davis D20/40
D677,330 S * 3/2013 Blum D19/10
D687,886 S * 8/2013 Ahrabian D19/9
8,955,240 B1 * 2/2015 Loftus et al. 40/124.03

* cited by examiner

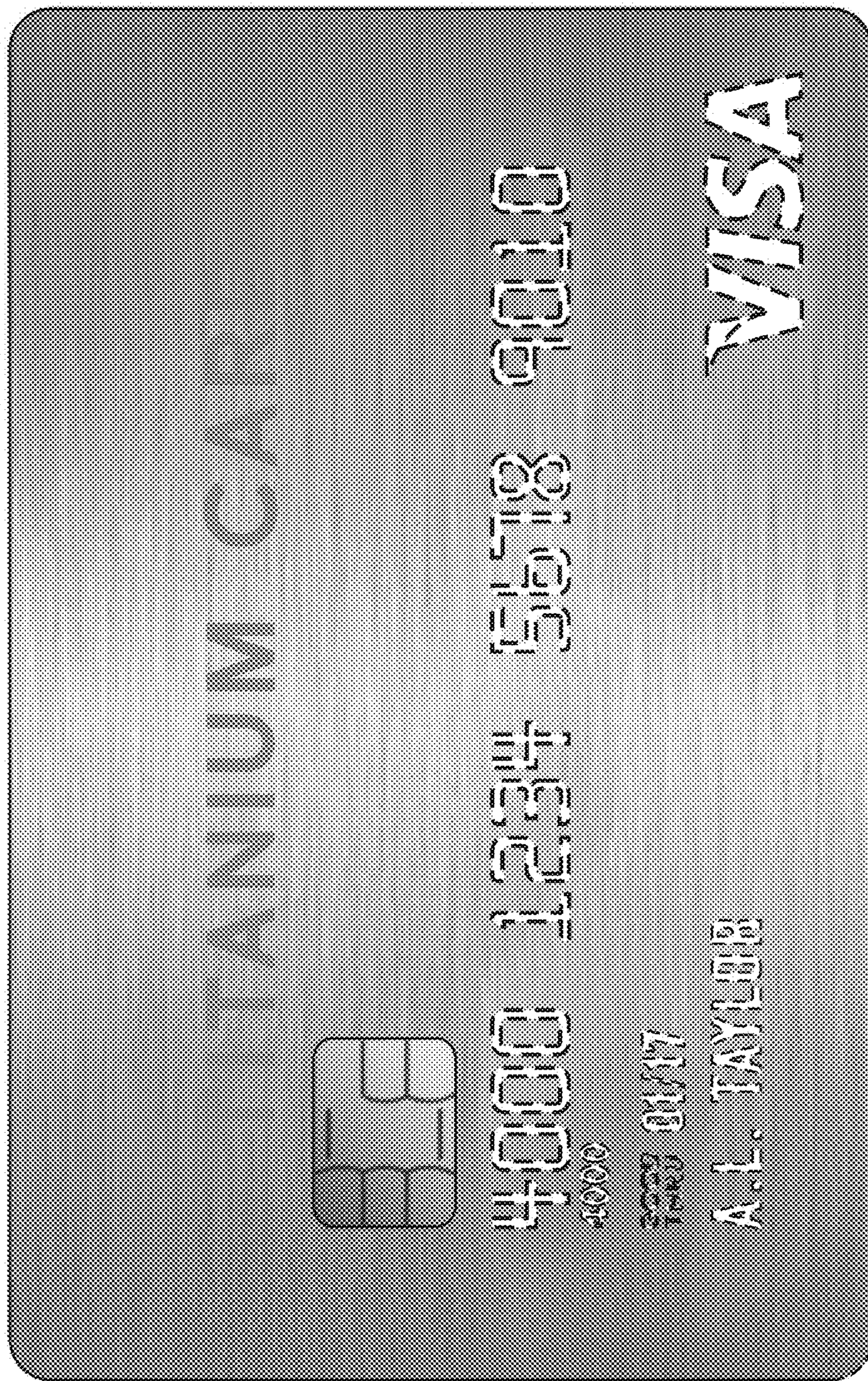


FIG. 1

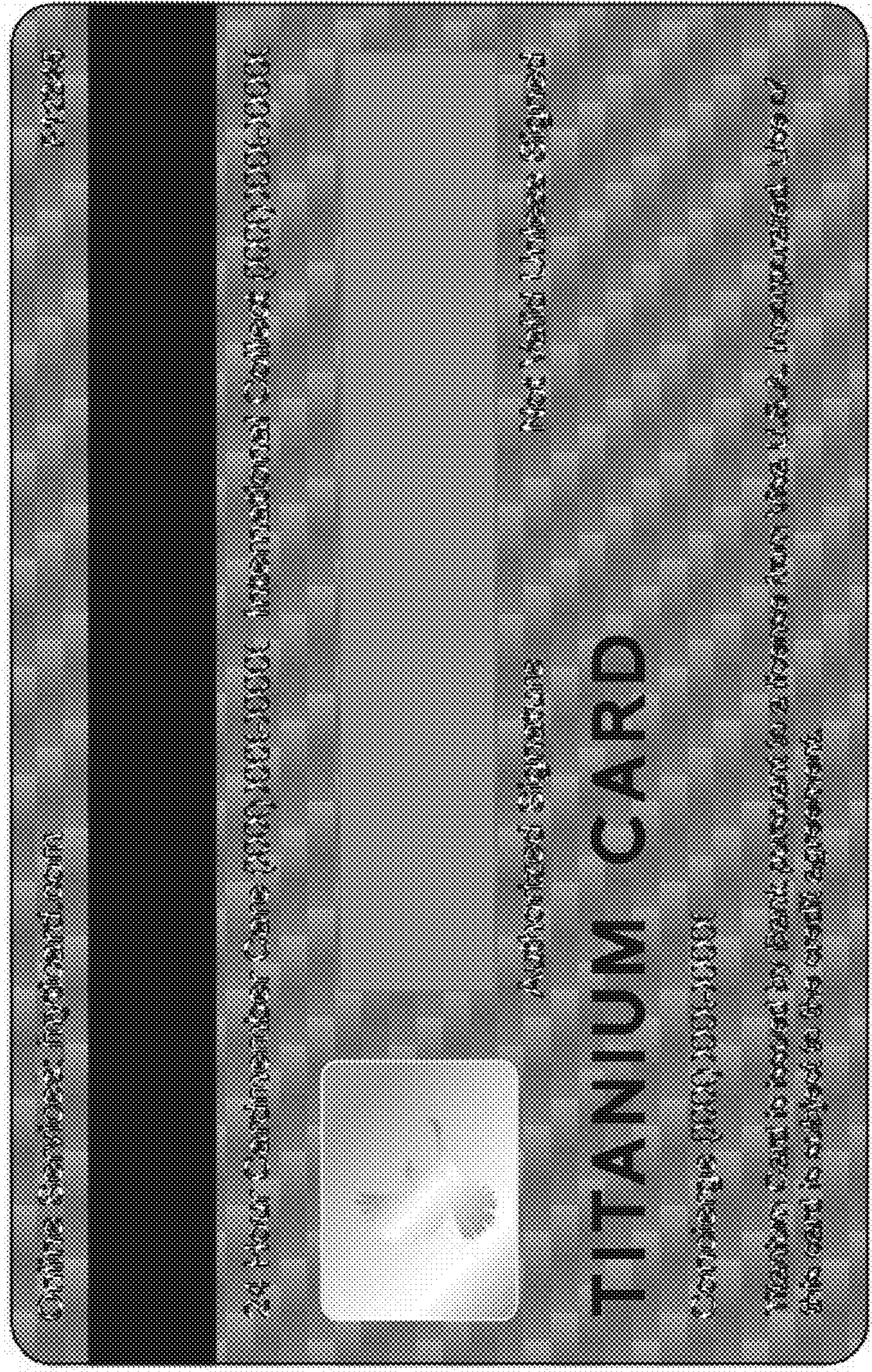


FIG. 2



FIG. 3




FIG. 4