



US00D765175S

(12) **United States Design Patent** (10) **Patent No.:** **US D765,175 S**
Canaday et al. (45) **Date of Patent:** **** Aug. 30, 2016**

(54) **FINANCIAL TRANSACTION CARD**

(71) Applicant: **HOME DEPOT PRODUCT AUTHORITY, LLC**, Atlanta, GA (US)

(72) Inventors: **Jessica Canaday**, Smyrna, GA (US);
Nichole A. Flynn, Park Ridge, IL (US)

(73) Assignee: **Home Depot Product Authority, LLC**, Atlanta, GA (US)

(**) Term: **14 Years**

(21) Appl. No.: **29/465,926**

(22) Filed: **Sep. 3, 2013**

(51) **LOC (10) Cl.** **19-08**

(52) **U.S. Cl.**
USPC **D19/10**

(58) **Field of Classification Search**

USPC D19/1-12, 20-34, 100;
40/124.01-124.15, 672, 661, 726, 776,
40/617; 283/72, 74-75, 103, 105-117, 82,
283/70, 94, 81, 904; 206/449, 815;
D21/385; D20/10, 22, 27, 40, 42, 11;
D14/435-437; 360/2; D6/613, 583;
235/380, 382, 487, 493, 488
CPC B15D 15/00; B15D 5/022; B15D 15/027;
B15D 25/00; B15D 25/20; B15D 25/23;
B15D 25/26; B15D 25/29; B15D 25/30;
B15D 25/40; B15D 15/045; B15D 15/042;
B15D 2033/00; B15D 2033/04; B15D
2033/08; B15D 2033/10; B15D 2033/16;
B15D 2033/18; B15D 2033/20; B15D
2033/22; B15D 2033/28; B15D 2033/30

See application file for complete search history.

(56) **References Cited**

U.S. PATENT DOCUMENTS

D408,054 S * 4/1999 Leedy, Jr. D19/9
D506,340 S * 6/2005 Brandon D6/511

D512,095 S * 11/2005 Allard et al. D19/10
D526,012 S * 8/2006 Dorr et al. D19/9
D573,182 S * 7/2008 Ricketts et al. D19/10
D636,020 S * 4/2011 Antonio D19/9
D636,021 S * 4/2011 Antonio D19/10
D643,064 S * 8/2011 Skelding et al. D19/10
D650,440 S * 12/2011 Irwin, Jr. D19/10
D667,495 S * 9/2012 Bender D19/10
D676,487 S * 2/2013 Mullen et al. D19/10
D677,330 S * 3/2013 Blum D19/10
D701,899 S * 4/2014 Ehrlich et al. D19/10

OTHER PUBLICATIONS

Image of financial transaction card offered for sale in the US more than one year before Sep. 3, 2013.

* cited by examiner

Primary Examiner — Abraham Bahta

(74) *Attorney, Agent, or Firm* — Greenberg Traurig, LLP

(57) **CLAIM**

The ornamental design for a financial transaction card, as shown and described.

DESCRIPTION

FIG. 1 is a front perspective view of a first embodiment of a financial transaction card;


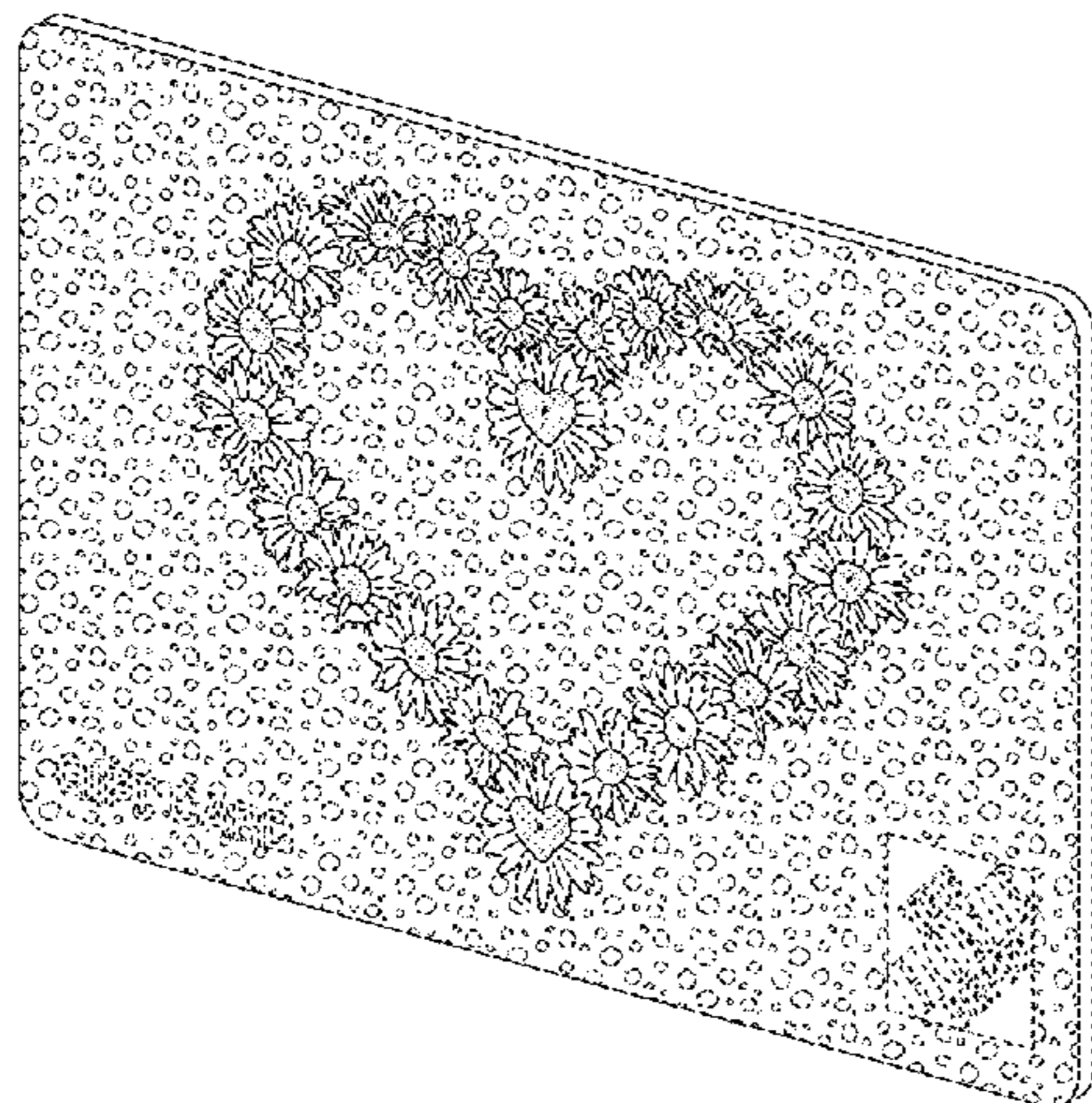
FIG. 2 is a front view of the financial transaction card shown in FIG. 1;

FIG. 3 is a front perspective view of a second embodiment of the financial transaction card; and,

FIG. 4 is a front view of the financial transaction card shown in FIG. 3.

The dashed lines in the figures form no part of the claimed design. All other surface(s) or portion(s) of the financial transaction card not shown in the figures or otherwise described in the specification form no part of the claimed design.

1 Claim, 2 Drawing Sheets



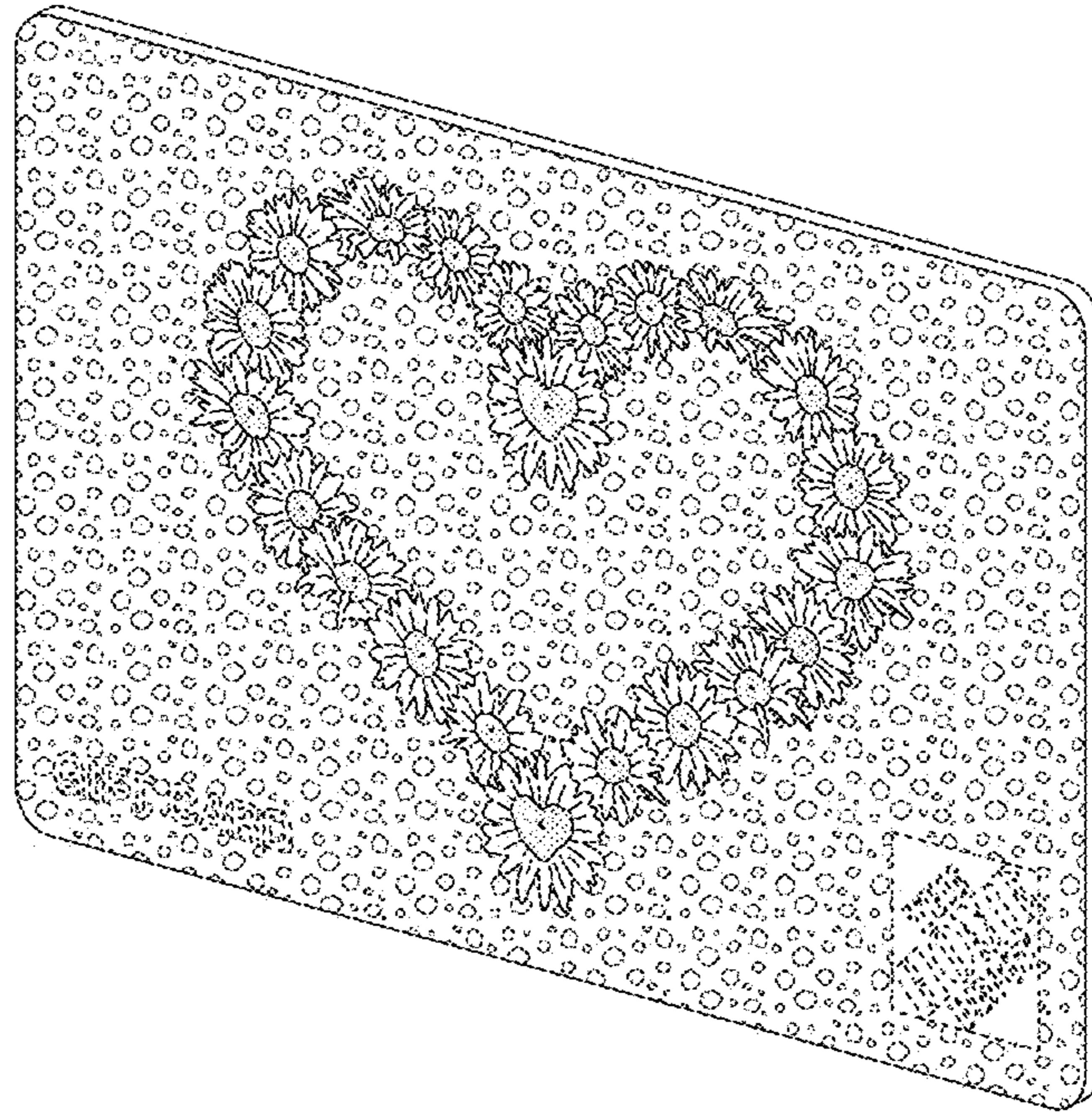


FIG. 1




FIG. 2




FIG. 3




FIG. 4