

US00D765169S

(12) **United States Design Patent** (10) **Patent No.:** **US D765,169 S**
Deckerd et al. (45) **Date of Patent:** **** Aug. 30, 2016**

(54) **GREETING CARD WITH FUR**
(71) Applicant: **American Greetings Corporation**,
Cleveland, OH (US)
(72) Inventors: **Annie Deckerd**, Elyria, OH (US); **Bree
Lundberg**, Bay Village, OH (US)
(73) Assignee: **American Greetins Corporation**,
Cleveland, OH (US)
(**) Term: **14 Years**
(21) Appl. No.: **29/501,355**
(22) Filed: **Sep. 3, 2014**
(51) **LOC (10) Cl.** **19-01**
(52) **U.S. Cl.**
USPC **D19/7**
(58) **Field of Classification Search**
USPC D19/1-8, 82, 100; 40/124.01-124.15,
40/582, 540, 443, 442, 902, 672, 617, 599,
40/331, 359, 360, 625, 717, 455, 124.191;
446/147; 362/806, 808; 428/42.1,
428/203-204, 913.3; 283/2-4, 74-75, 91,
283/103, 105-106; D20/10, 22, 42, 27, 40;
229/92, 92.1, 92.8, 116.1, 116.3,
229/116.5; D11/131, 117; D21/660,
D21/606-608
CPC B42D 25/00; B42D 25/20; B42D 25/23;
B42D 25/26; B42D 25/29; B42D 25/30;
B42D 25/285; B42D 15/022; B42D 15/027;
B42D 15/045; B42D 15/042; B42D 2033/00;
B42D 2033/02; B42D 2033/04; B42D
2033/08; B42D 2033/10; B42D 2033/16;
B42D 2033/18; B42D 2033/20; B42D
2033/22; B42D 2033/28; B42D 2033/30
See application file for complete search history.

(56) **References Cited**
U.S. PATENT DOCUMENTS
D317,623 S * 6/1991 Piechocki 40/124.01
D387,381 S * 12/1997 Littmann D19/1
6,153,311 A 11/2000 Springer et al.
D641,779 S * 7/2011 McClain D19/7
D642,613 S * 8/2011 McClain D19/7
D661,733 S * 6/2012 Smith D19/6
D672,806 S * 12/2012 Roth D19/6
D679,754 S * 4/2013 Roth D19/7
D679,755 S * 4/2013 Roth D19/7
D684,213 S * 6/2013 Roth D19/2
D706,342 S * 6/2014 Shlonsky D19/20
D719,834 S * 12/2014 Mayer D9/600
2010/0164836 A1 7/2010 Liberatore

* cited by examiner
Primary Examiner — Abraham Bahta
(74) *Attorney, Agent, or Firm* — Christine Flanagan

(57) **CLAIM**
The ornamental design for a greeting card with fur, as shown
and described.

DESCRIPTION
FIG. 1 is a perspective view of the greeting card with fur of
the present invention.
FIG. 2 is a front view of the greeting card of FIG. 1.
FIG. 3 is a rear view of the greeting card of FIG. 1.
FIG. 4 is a left side view of the greeting card of FIG. 1.
FIG. 5 is a right side view of the greeting card of FIG. 1.
FIG. 6 is a bottom view of the greeting card of FIG. 1; and,
FIG. 7 is a top view of the greeting card of FIG. 1.
The broken line showing of portions of the greeting card
with fur in FIGS. 1-2 is included for the purpose of illus-
trating environmental structure and forms no part of the
claimed design.

1 Claim, 4 Drawing Sheets






Fig. 1




Fig. 2

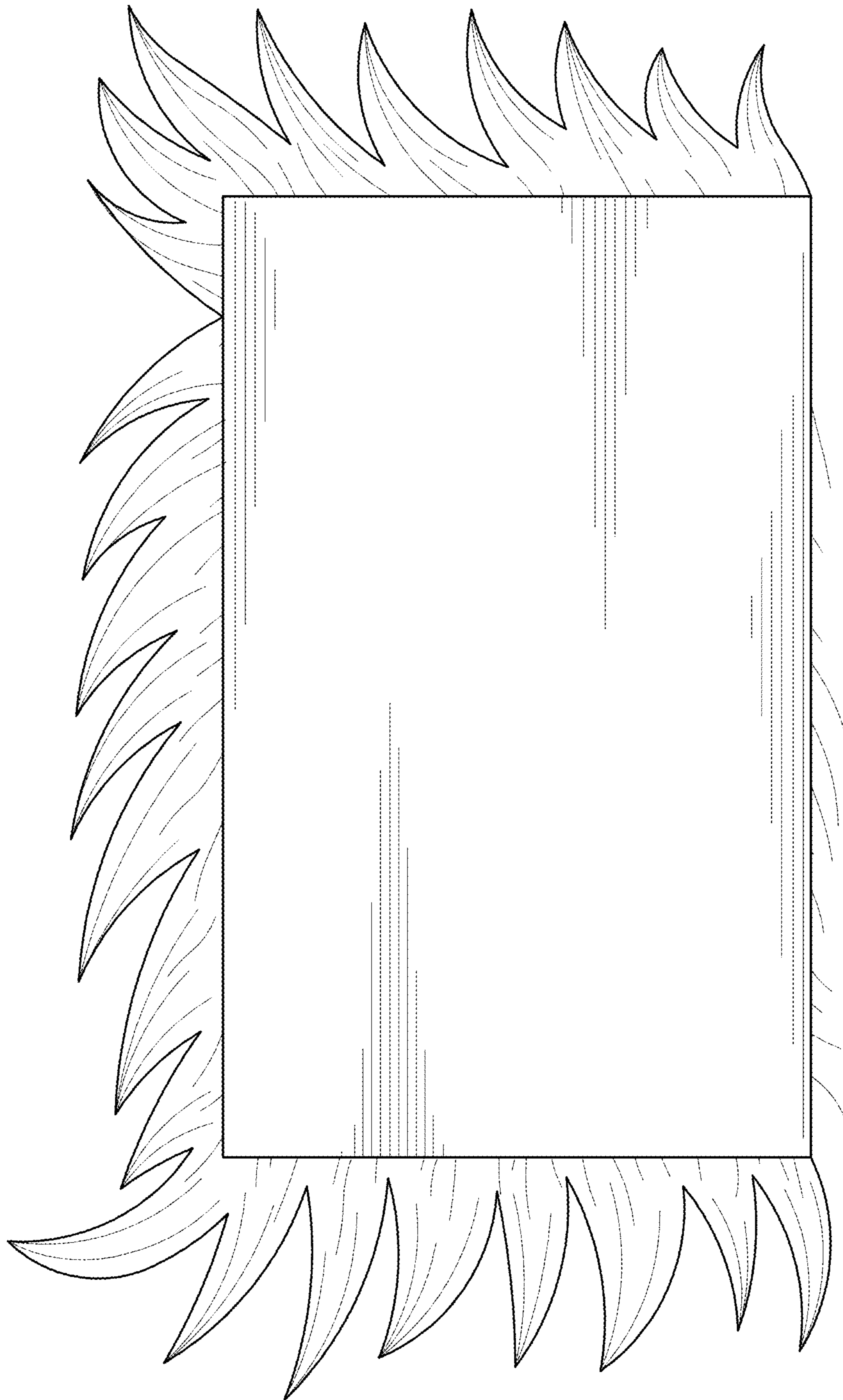


Fig. 3



Fig. 4



Fig. 5




Fig. 6



Fig. 7