

US00D765106S

(12) **United States Design Patent**
Virk et al.

(10) **Patent No.: US D765,106 S**

(45) **Date of Patent: ** Aug. 30, 2016**

(54) **DISPLAY PANEL PORTION WITH A CHANGEABLE GRAPHICAL USER INTERFACE COMPONENT**

(71) Applicant: **Google Inc.**, Mountain View, CA (US)

(72) Inventors: **Adnan Virk**, San Francisco, CA (US);
Rado Kirov, San Francisco, CA (US);
Johan Land, Santa Clara, CA (US);
Omer Gimenez Llach, San Jose, CA (US);
Nathan Peter Lucash, San Francisco, CA (US);
Lingxing Yuan, Milpitas, CA (US);
Yuheng Kuang, Sunnyvale, CA (US)

(73) Assignee: **GOOGLE INC.**, Mountain View, CA (US)

(**) Term: **15 Years**

(21) Appl. No.: **29/547,860**

(22) Filed: **Dec. 8, 2015**

Related U.S. Application Data

(62) Division of application No. 29/472,423, filed on Nov. 12, 2013, now Pat. No. Des. 747,726.

(51) **LOC (10) Cl.** **14-04**

(52) **U.S. Cl.**
USPC **D14/485**

(58) **Field of Classification Search**
USPC D14/485–489
CPC G06F 3/0482; G06F 3/04812; G06F 3/04842; G06F 3/04817
See application file for complete search history.

(56) **References Cited**

U.S. PATENT DOCUMENTS

D534,542 S * 1/2007 Jewitt D14/487
D537,834 S * 3/2007 Agarwal D14/486

(Continued)

Primary Examiner — Sheryl Lane

Assistant Examiner — Nicole Shiflet

(74) *Attorney, Agent, or Firm* — Leason Ellis LLP

(57) **CLAIM**

The ornamental design for a display panel portion with a changeable graphical user interface component, as shown and described.

DESCRIPTION

FIG. 1 is a front view of a display panel portion with a changeable graphical user interface component showing a first image in a sequence according to a first embodiment of our new design;

FIG. 2 is a front view of a second image in the sequence of the first embodiment;

FIG. 3 is a front view of a third image in the sequence of the first embodiment;

FIG. 4 is a front view of a display panel portion with a changeable graphical user interface component showing a first image in a sequence according to a second embodiment of our new design;

FIG. 5 is a front view of a second image thereof in the sequence of the second embodiment;

FIG. 6 is a front view of a third image thereof in the sequence of the second embodiment;

FIG. 7 is a front view of a display panel portion with a changeable graphical user interface component showing a first image in a sequence according to a third embodiment of our new design;

FIG. 8 is a front view of a second image thereof in the sequence of the third embodiment; and,

FIG. 9 is a front view of a third image thereof in the sequence of the third embodiment.

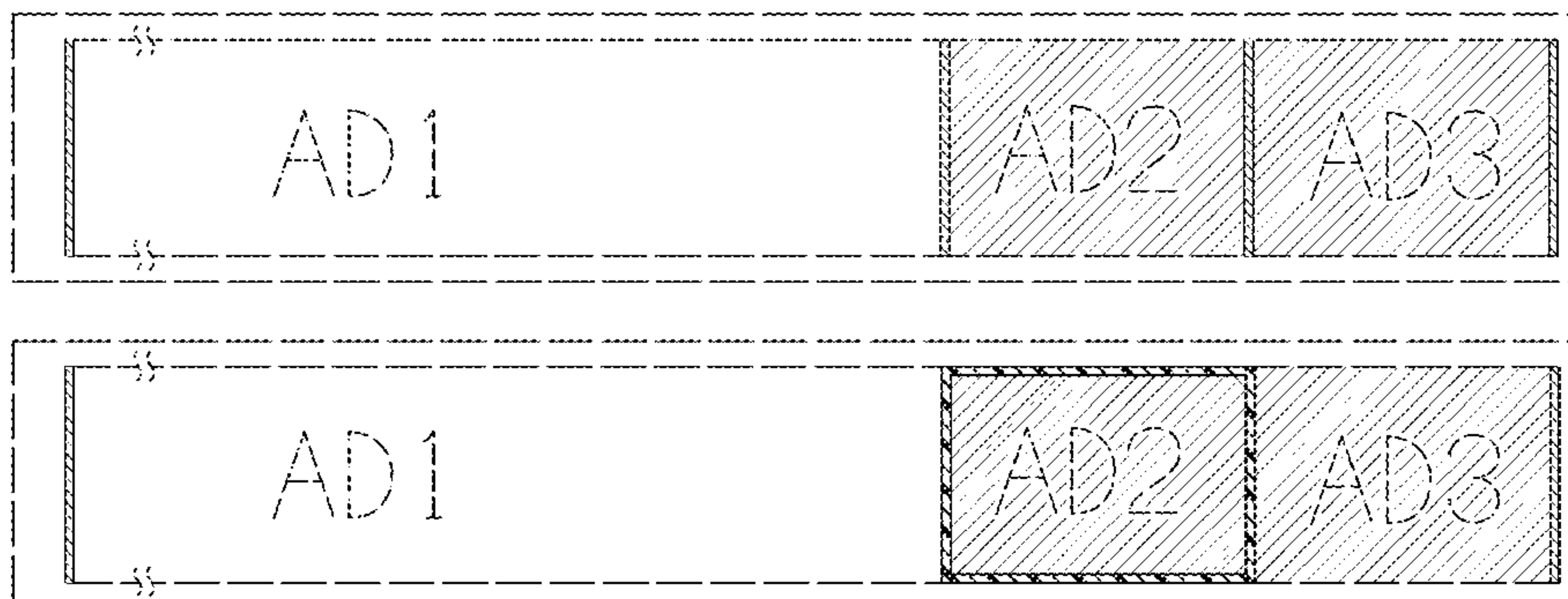
The subject matter in this patent includes a process or period in which an image changes into another image. This process or period forms no part of the claimed design.

The dash-dash broken lines illustrate environmental structure, namely, text, borders, and a portion of a display panel of a communications terminal surrounding the illustrated changeable graphical user interface component, and form no part of the claimed design.

The curved broken-away lines indicate break lines and the appearance of any portion of the article between the break lines forms no part of the claimed design.

The diagonal lines that are part of the claimed design are meant to portray contrasting appearance. Any diagonal lines that appear at the same angle yet at different locations of the claimed design are meant to portray the same appearance.

1 Claim, 3 Drawing Sheets



(56)

References Cited

U.S. PATENT DOCUMENTS

D558,221 S *	12/2007	Nagata	D14/488	D661,702 S *	6/2012	Asai	D14/488
D588,152 S *	3/2009	Okada	D14/488	D727,351 S *	4/2015	Ray	D14/488
D588,153 S *	3/2009	Okada	D14/488	D736,823 S *	8/2015	Jiang	D14/488
D619,612 S *	7/2010	Pueyo	D14/487	D738,910 S *	9/2015	Drozd	D14/488
D620,020 S *	7/2010	Van Os	D14/486	D739,417 S *	9/2015	Laverack	D14/485
D621,849 S *	8/2010	Anzures	D14/486	D742,405 S *	11/2015	Choi	D14/488
D635,148 S *	3/2011	Loken	D14/486	D750,098 S *	2/2016	Song	D14/485
D637,604 S *	5/2011	Brinda	D14/488	2011/0099508 A1 *	4/2011	Liu	G06F 9/4443
D641,372 S *	7/2011	Gardner	D14/486				715/781
				2015/0116218 A1 *	4/2015	Yang	G06F 21/31
							345/158

* cited by examiner

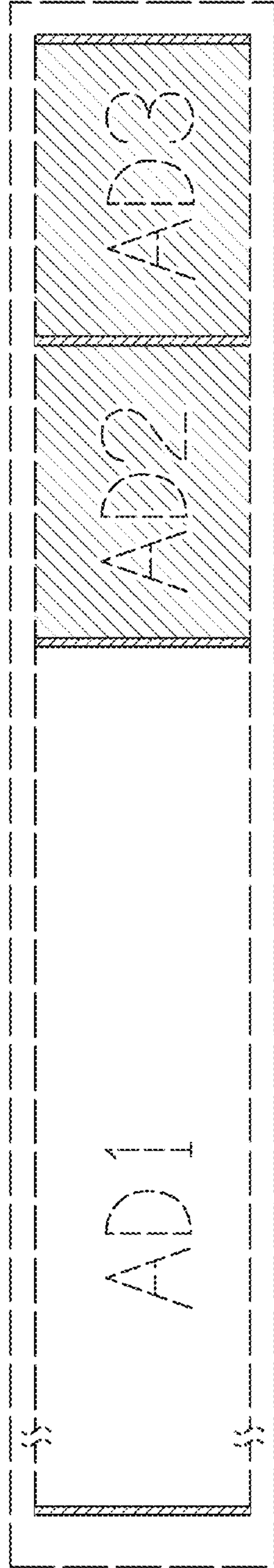


Fig. 1




Fig. 2




Fig. 3

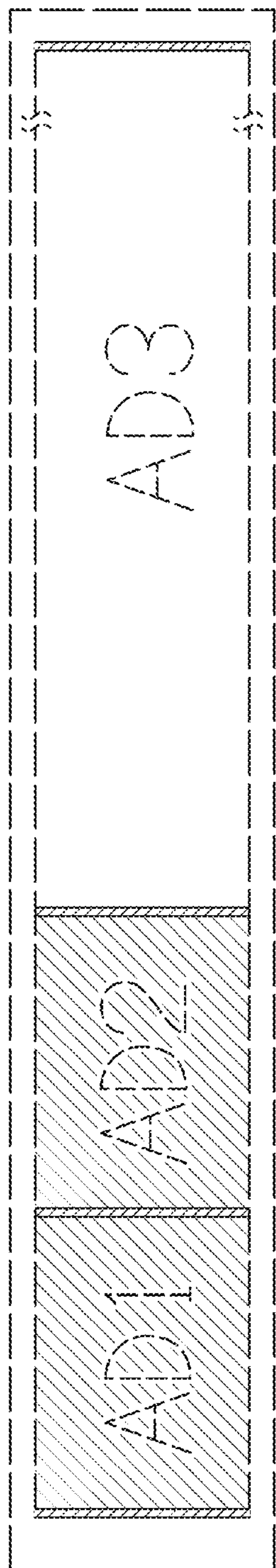


Fig. 4

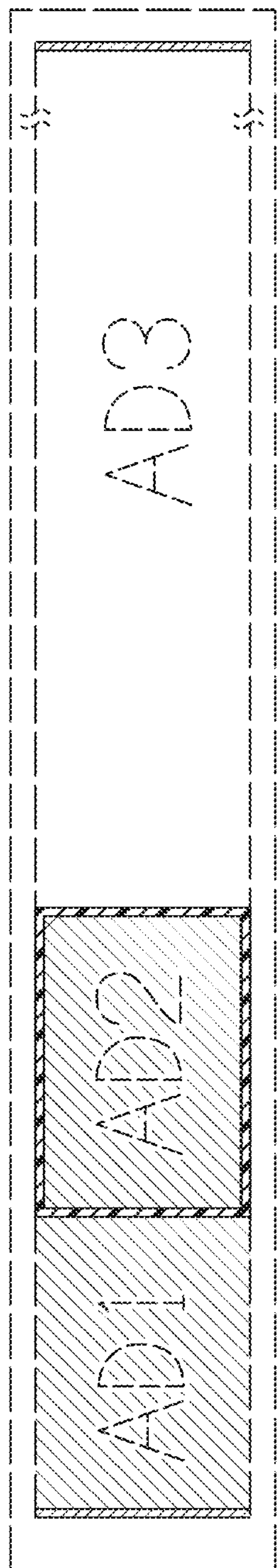


Fig. 5

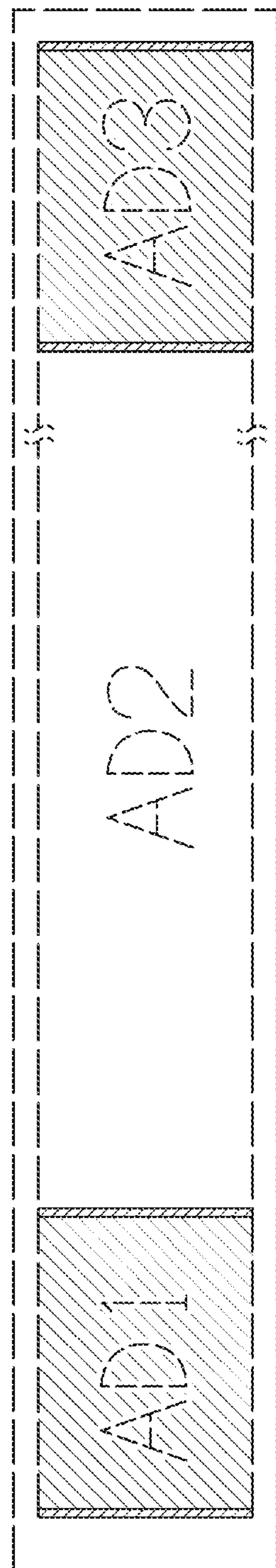


Fig. 6




Fig. 7




Fig. 8

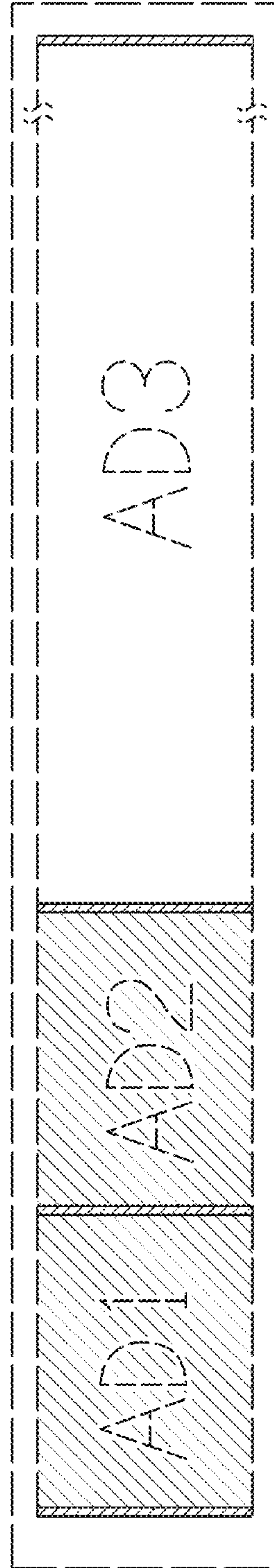


Fig. 9