



US00D765099S

(12) **United States Design Patent**
Kim et al.

(10) **Patent No.:** **US D765,099 S**

(45) **Date of Patent:** **** Aug. 30, 2016**

(54) **DISPLAY SCREEN OR PORTION THEREOF WITH TRANSITIONAL GRAPHICAL USER INTERFACE**

(71) Applicant: **Samsung Electronics Co., Ltd.**, Suwon-si (KR)

(72) Inventors: **Hanna Kim**, Seoul (KR); **Miyeon Park**, Seongnam-si (KR); **Yongman Park**, Yongin-si (KR); **Hwayoun Suh**, Seoul (KR)

(73) Assignee: **SAMSUNG ELECTRONICS CO., LTD.**, Suwon-Si (KR)

(**) Term: **14 Years**

(21) Appl. No.: **29/523,529**

(22) Filed: **Apr. 10, 2015**

(30) **Foreign Application Priority Data**

Oct. 15, 2014 (KR) 30-2014-0049468

(51) **LOC (10) Cl.** **14-04**

(52) **U.S. Cl.**
USPC **D14/485**

(58) **Field of Classification Search**
USPC D14/485-495
CPC G06T 13/80; G06T 15/02
See application file for complete search history.

(56) **References Cited**

U.S. PATENT DOCUMENTS

D428,399 S *	7/2000	Kahn	D14/488
D439,585 S *	3/2001	Law	D14/487
D582,934 S *	12/2008	Byeon	D14/486
D594,015 S	6/2009	Singh		
D615,546 S *	5/2010	Lundy	D14/485
7,877,705 B2 *	1/2011	Chambers	G06F 3/0485 345/173
D650,789 S *	12/2011	Arnold	D14/488

(Continued)

FOREIGN PATENT DOCUMENTS

EM 002257501-0002 1/2014

OTHER PUBLICATIONS

How to Create a Cool Menu Button Nesting Animation Effect with Storyline [online]. Articulate Global, Oct. 6, 2015[retrieved on Apr. 13, 2016]. Retrieved from the Internet:< <https://community.articulate.com/articles/how-to-create-a-cool-menu-button-nesting-animation-effect-with-storyline> >.*

(Continued)

Primary Examiner — Eric Goodman

Assistant Examiner — Sloan Rozin

(74) *Attorney, Agent, or Firm* — McAndrews Held & Malloy, Ltd.

(57) **CLAIM**

The ornamental design for a display screen or portion thereof with transitional graphical user interface, as shown and described.

DESCRIPTION

FIG. 1 is the first image in a sequence of a display screen or portion thereof with transitional graphical user interface showing our new design;

FIG. 2 is the second image thereof;

FIG. 3 is the third image thereof;

FIG. 4 is the fourth image thereof; and,

FIG. 5 is the fifth image thereof.

The dashed broken lines around the figures show a display screen or portion thereof and form no part of the claimed design.

The dashed broken lines within the figures show unclaimed portions of the graphical user interface and form no part of the claimed design.

The appearance of the transitional image sequentially transitions between the images shown in FIGS. 1-5. The process or period in which one image transitions to another image forms no part of the claimed design.

1 Claim, 5 Drawing Sheets





FIG. 1




FIG. 2




FIG. 3




FIG. 4




FIG. 5

