



US00D765096S

(12) **United States Design Patent**
Yang

(10) **Patent No.:** **US D765,096 S**

(45) **Date of Patent:** **** Aug. 30, 2016**

(54) **DISPLAY SCREEN WITH ANIMATED GRAPHICAL USER INTERFACE**

(71) Applicants: **Beijing Qihoo Technology Co. Ltd,**
Beijing (CN); **Qizhi Software (Beijing) Co. Ltd,** Beijing (CN)

(72) Inventor: **Yang Yang,** Beijing (CN)

(73) Assignees: **Beijing Qihoo Technology Co. Ltd.,**
Beijing (CN); **Qizhi Software (Beijing) Co. Ltd,** Beijing (CN)

(**) Term: **14 Years**

(21) Appl. No.: **29/516,657**

(22) Filed: **Feb. 4, 2015**

(30) **Foreign Application Priority Data**

Aug. 5, 2014 (CN) 2014 3 0272631

(51) **LOC (10) Cl.** **14-04**

(52) **U.S. Cl.**
USPC **D14/485**

(58) **Field of Classification Search**
USPC D14/485–495
See application file for complete search history.

(56) **References Cited**

U.S. PATENT DOCUMENTS

- 6,210,383 B1 * 4/2001 Want A61M 1/0013
604/318
- D499,110 S * 11/2004 Ording D14/487
- D499,740 S * 12/2004 Ombao D14/487
- D553,143 S * 10/2007 Blencowe D14/486
- D589,973 S * 4/2009 Okada D14/488
- D602,037 S * 10/2009 Nash D14/486
- D602,942 S * 10/2009 Bennett D14/485
- D618,695 S * 6/2010 Bennett D14/485

- D634,332 S * 3/2011 van der Spek D14/486
- D715,828 S * 10/2014 Aoshima D14/488
- D733,181 S * 6/2015 Manfredo D14/488
- D734,773 S * 7/2015 Barbato D14/486
- D741,879 S * 10/2015 Chapman D14/486
- D754,714 S * 4/2016 Zhang D14/487
- D755,799 S * 5/2016 Finnis D14/485
- 2005/0234622 A1 * 10/2005 Pillar A62C 27/00
701/41
- 2010/0064255 A1 * 3/2010 Rottler G06F 3/0488
715/821
- 2014/0343628 A1 * 11/2014 Kaula A61N 1/37247
607/59

* cited by examiner

Primary Examiner — Sheryl Lane

Assistant Examiner — Katherine Glennon

(74) *Attorney, Agent, or Firm* — Baker & Hostetler LLP

(57) **CLAIM**

I claim the ornamental design for a display screen with animated graphical user interface, as shown and described.

DESCRIPTION

FIG. 1 is an image for a display screen with animated graphical user interface;

FIG. 2 is a second image thereof;



FIG. 3 is a third image thereof; and,

FIG. 4 is a fourth image thereof.

The outermost broken line represents the display screen and forms no part of the claimed design. The broken lines within the display screen that show text and graphical elements represent portions of the graphical user interface that form no part of the claimed design.

The appearance of the transitional image sequentially transitions between the images shown in FIGS. 1-4. The process or period in which one image transitions to another image forms no part of the claimed design.

1 Claim, 2 Drawing Sheets






FIG. 1




FIG. 2

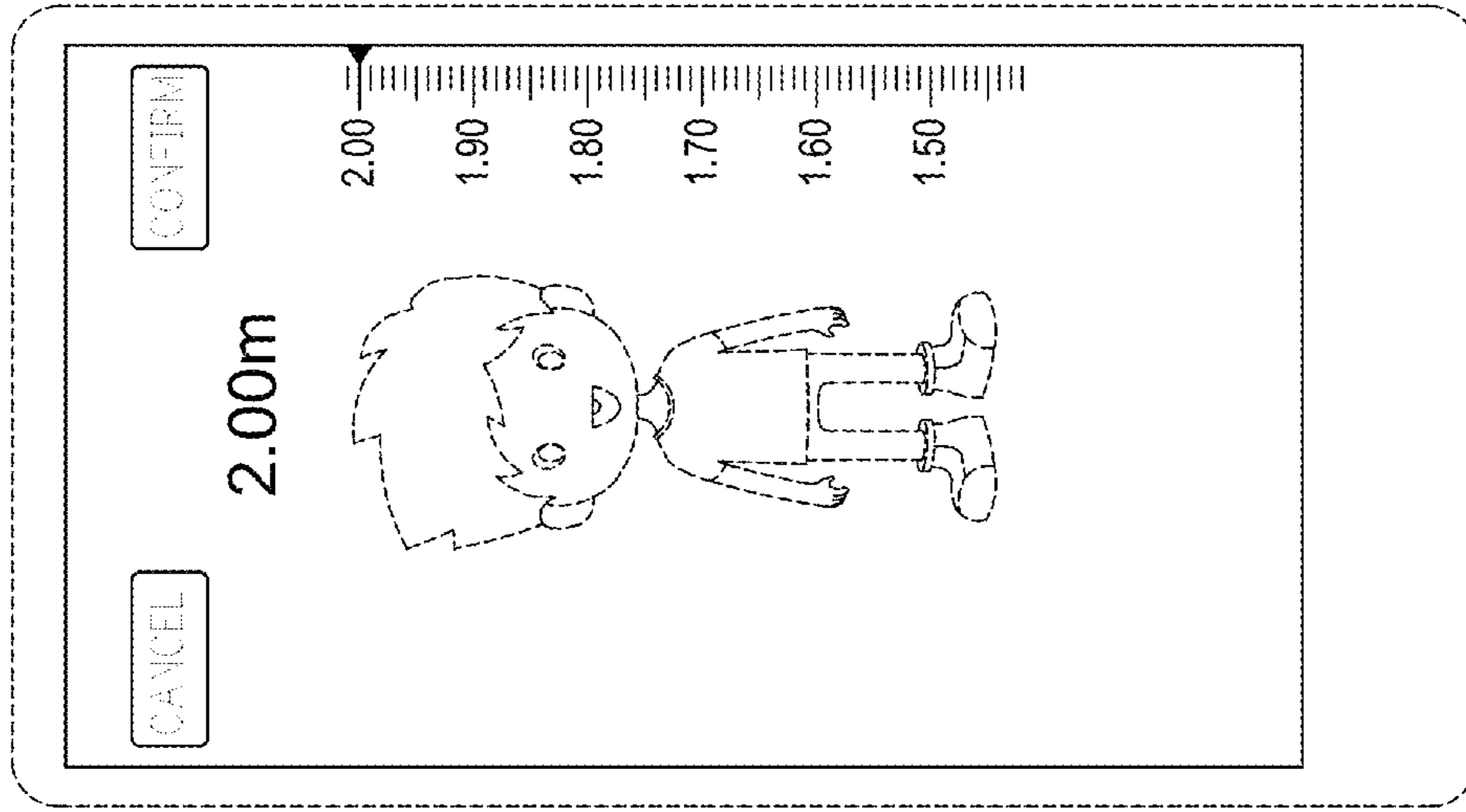


FIG. 4

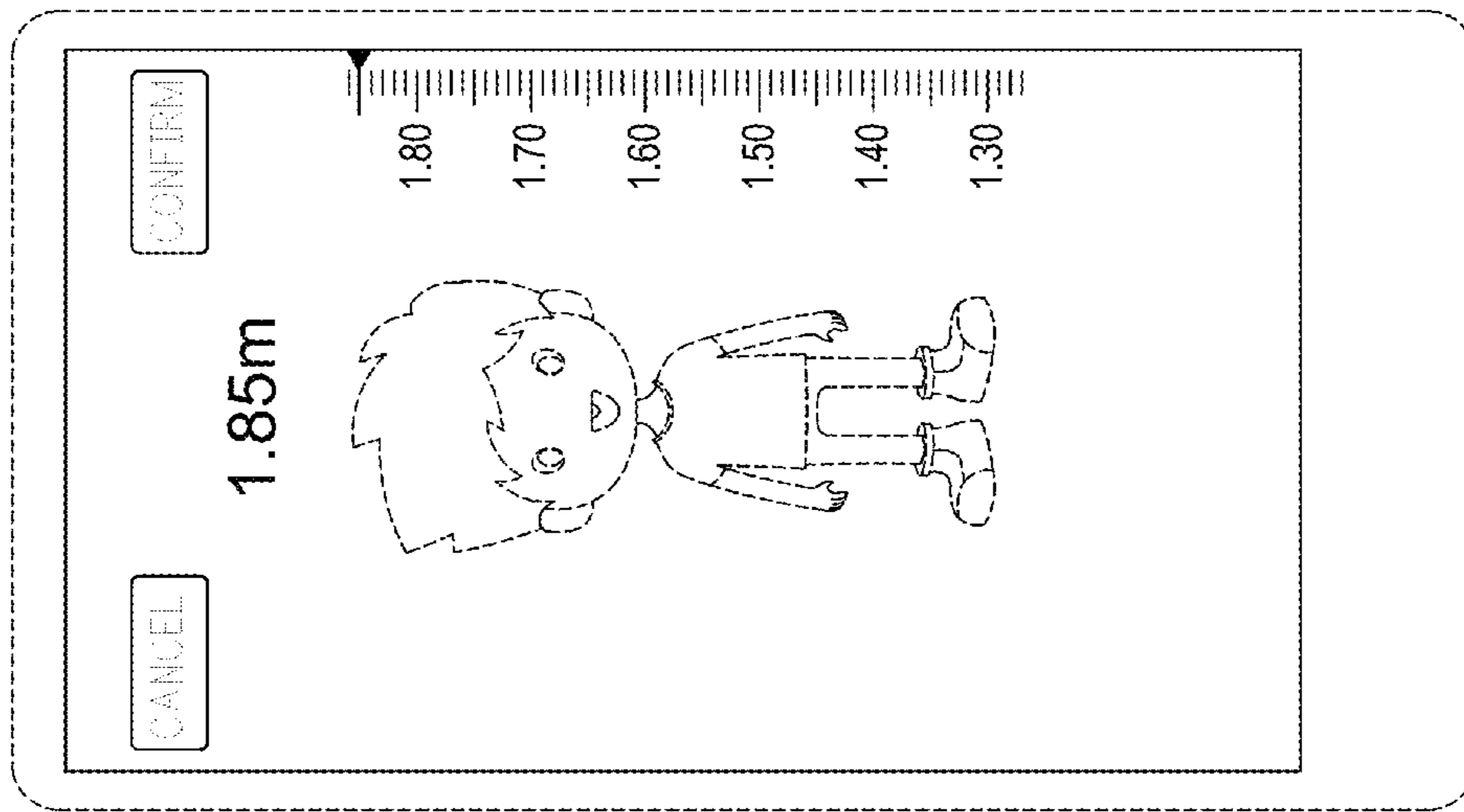


FIG. 3