



US00D765086S

(12) **United States Design Patent**
Lee et al.

(10) **Patent No.:** **US D765,086 S**
(45) **Date of Patent:** **** Aug. 30, 2016**

(54) **COVER FOR ELECTRONIC DEVICE**

(71) Applicant: **Samsung Electronics Co., Ltd.**,
Suwon-si (KR)

(72) Inventors: **Minhyouk Lee**, Seoul (KR); **Yunjin Kim**, Seoul (KR); **Saeyoon Huh**, Seoul (KR); **Minah Koh**, Seoul (KR); **Hyoungshin Park**, Seoul (KR)

(73) Assignee: **Samsung Electronics Co., Ltd.**,
Suwon-si (KR)

(**) Term: **15 Years**

(21) Appl. No.: **29/535,543**

(22) Filed: **Aug. 7, 2015**

(30) **Foreign Application Priority Data**

Feb. 10, 2015 (KR) 30-2015-0007169

(51) **LOC (10) Cl.** **14-02**

(52) **U.S. Cl.**
USPC **D14/440**

(58) **Field of Classification Search**
USPC D14/250, 440, 447; 206/45.23, 320,
206/45.2; 361/679.55; 294/25; 224/218
CPC .. G06F 1/1628; G06F 1/1613; G06F 1/1626;
A47B 23/044

See application file for complete search history.

(56) **References Cited**

U.S. PATENT DOCUMENTS

D356,120 S * 3/1995 Allen D21/335
D364,191 S * 11/1995 Allen D21/335
D467,429 S * 12/2002 Bone D3/294
D658,188 S * 4/2012 Diebel D14/440
D658,877 S * 5/2012 Janus D3/301
D663,304 S * 7/2012 Akana D14/440
D672,781 S * 12/2012 Lu D14/440
D678,260 S * 3/2013 Bau D14/132

D679,279 S * 4/2013 Yang D14/440
D679,715 S * 4/2013 Akana D14/440
D681,641 S * 5/2013 Van Den
Nieuwenhuizen D14/440
D687,438 S * 8/2013 Lu D14/440
D691,142 S * 10/2013 Diebel D14/440
D696,253 S * 12/2013 Akana D14/345
D696,669 S * 12/2013 Akana D14/440
D704,702 S * 5/2014 Akana et al.
D713,848 S * 9/2014 Akana D14/440

(Continued)

FOREIGN PATENT DOCUMENTS

KR 30-2014-0021752 9/2014

OTHER PUBLICATIONS

Tanamisili "Cover for Galaxy tap 8.4" [2014] www.clien.net. Jun. 17, 2014 <http://www.clien.net/cs2/bbs/board.php?bo_table=park&wr_id=30026184>.

(Continued)

Primary Examiner — Cynthia Underwood
(74) *Attorney, Agent, or Firm* — NSIP Law

(57) **CLAIM**


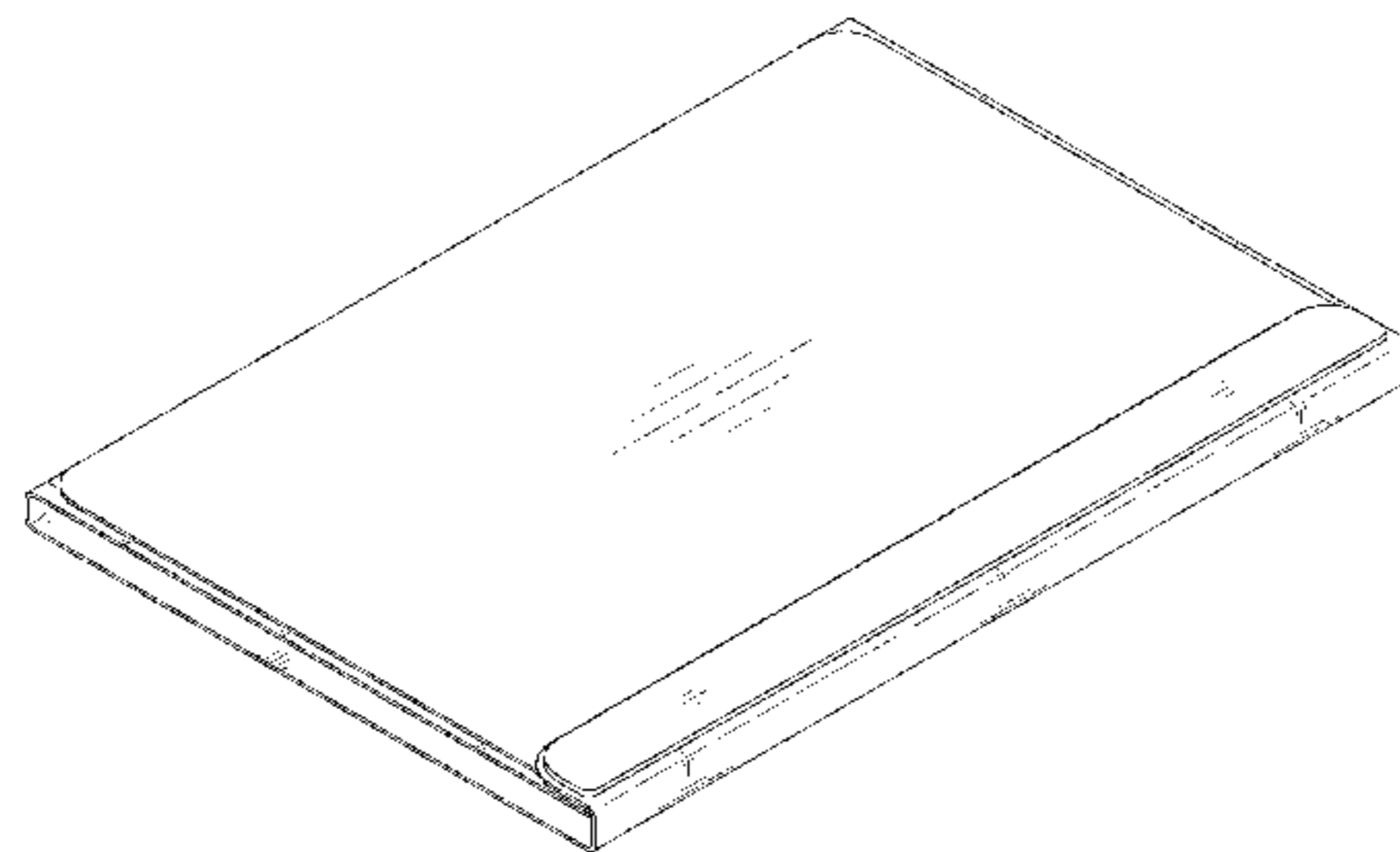
We claim the ornamental design for a cover for electronic device, as shown and described.

DESCRIPTION

FIG. 1 is a front perspective view of a cover for electronic device showing our new design;
FIG. 2 is a front view thereof;
FIG. 3 is a rear view thereof;
FIG. 4 is a left-side view thereof;
FIG. 5 is a right-side view thereof;
FIG. 6 is a top view thereof; and,
FIG. 7 is a bottom view thereof.

The broken lines in the figures show portions of the cover for electronic device which form no part of the claimed design.

1 Claim, 5 Drawing Sheets



(56)

References Cited

OTHER PUBLICATIONS

U.S. PATENT DOCUMENTS

D714,791 S * 10/2014 Liu D14/440
D726,731 S * 4/2015 Kim D14/440
2009/0107858 A1* 4/2009 Huang A45C 9/00
2013/0020216 A1* 1/2013 Chiou G06F 1/1626
2013/0048520 A1* 2/2013 Garrett A45F 5/00
2013/0233762 A1* 9/2013 Balaji B65D 25/00

Gmarket “[Bearmotion] Kensington 10 inch Tablet Stand Case/
Galaxy Tab S” www.gmarket.co.kr. <[http://item2.gmarket.co.kr/
Item/DetailView/Item.aspx?goodscode=643926252](http://item2.gmarket.co.kr/Item/DetailView/Item.aspx?goodscode=643926252)>.
Gmarket “[Bearmotion] Kensington 10 inch Tablet Stand Case with
Keyboard” www.gmarket.co.kr. <[http://item2.gmarket.co.kr/Item/
DetailView/Item.aspx?goodscode=643925111](http://item2.gmarket.co.kr/Item/DetailView/Item.aspx?goodscode=643925111)>.

* cited by examiner

FIG. 1

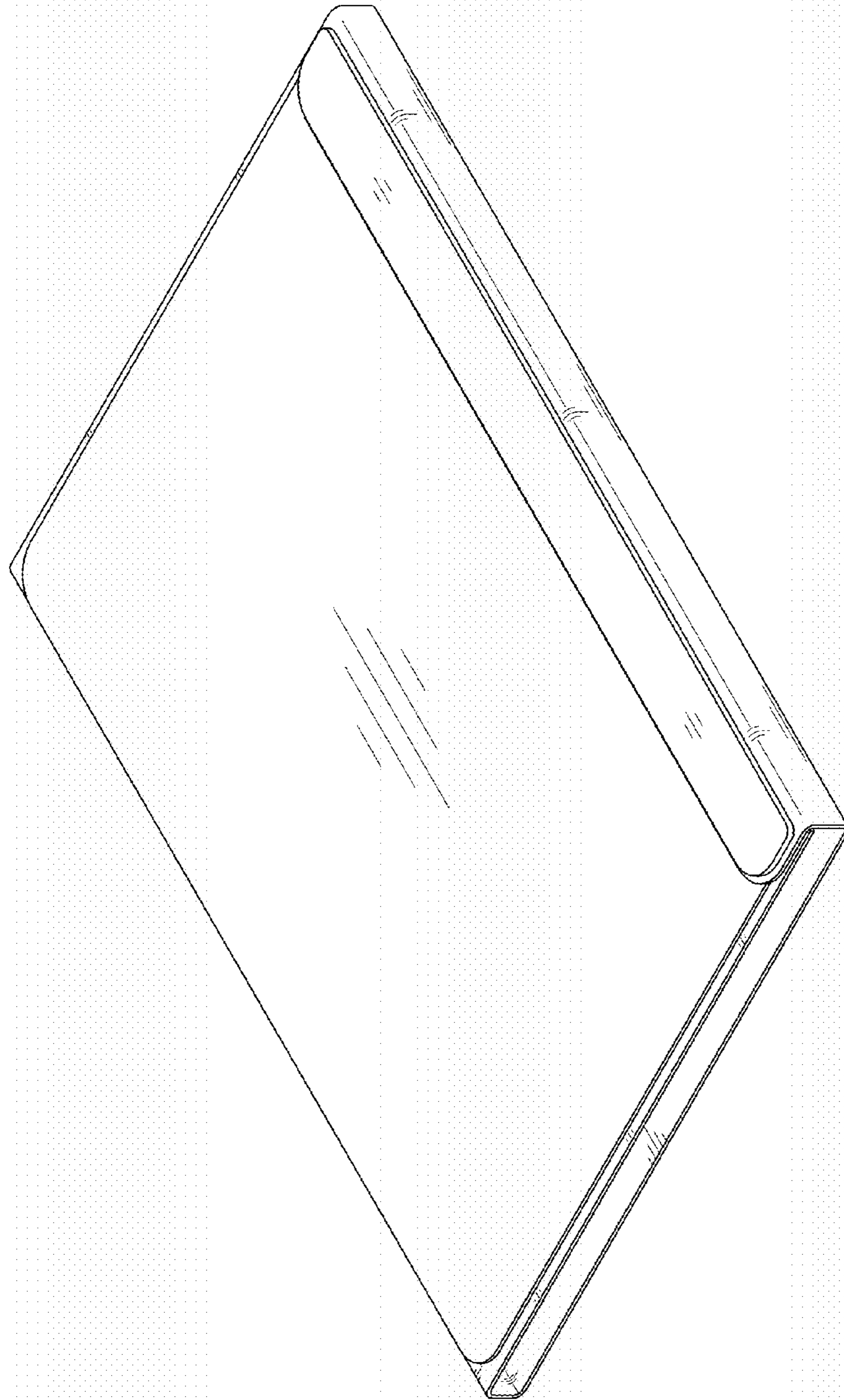


FIG. 2




FIG. 3




FIG. 4

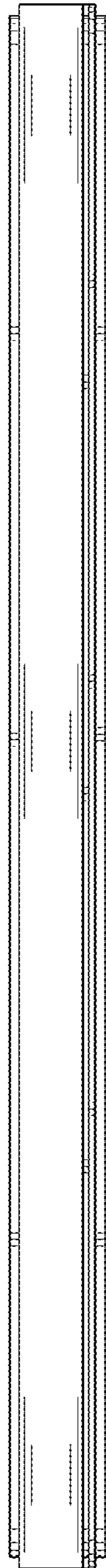


FIG. 5

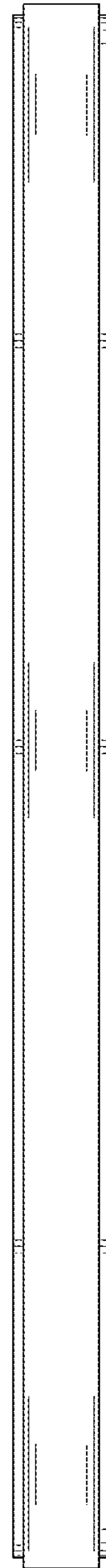


FIG. 6

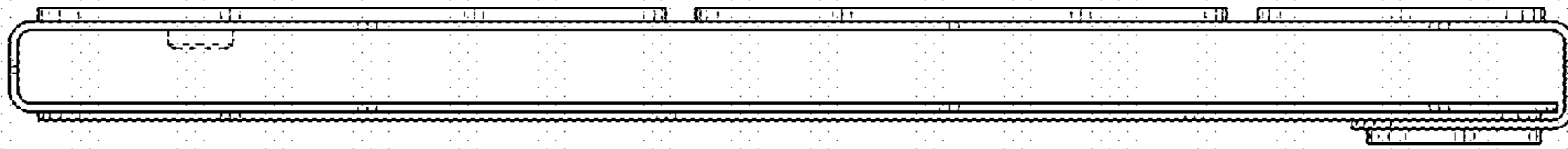


FIG. 7

