



US00D765077S

(12) **United States Design Patent** (10) **Patent No.:** **US D765,077 S**  
**Park** (45) **Date of Patent:** **\*\* Aug. 30, 2016**

(54) **KEYBOARD FOR TABLET COMPUTER**

(56) **References Cited**

(71) Applicant: **Samsung Electronics Co., Ltd.**,  
Suwon-Si (KR)

U.S. PATENT DOCUMENTS

(72) Inventor: **Min-Young Park**, Ansan (KR)

D286,047 S 10/1986 Roots et al.  
D301,037 S 5/1989 Matsuda

(Continued)

(73) Assignee: **Samsung Electronics Co., Ltd.**,  
Suwon-Si (KR)

FOREIGN PATENT DOCUMENTS

(\*\*) Term: **15 Years**

KR 3002119350000 12/1997  
KR 3002119350001 12/1997

(Continued)

(21) Appl. No.: **29/527,444**

OTHER PUBLICATIONS

(22) Filed: **May 19, 2015**

U.S. Appl. No. 29/390,398, Applicant Dae-Joun Kim et al., filed  
Apr. 25, 2011, entitled Wireless Keyboard.

(Continued)

**Related U.S. Application Data**

(60) Division of application No. 29/475,205, filed on Dec.  
1, 2013, now Pat. No. Des. 742,380, which is a  
continuation-in-part of application No. 29/438,938,  
filed on Dec. 5, 2012, now Pat. No. Des. 697,913.

*Primary Examiner* — Freda S Nunn

(74) *Attorney, Agent, or Firm* — Wood, Herron & Evans,  
LLP

(51) **LOC (10) Cl.** ..... **14-02**

(57) **CLAIM**

The ornamental design for a keyboard for tablet computer,  
as shown and described.

(52) **U.S. Cl.**

**DESCRIPTION**

USPC ..... **D14/392**

(58) **Field of Classification Search**

USPC ..... D14/240, 138, 318, 341, 391–399, 443,  
D14/455, 456; D18/1, 2, 7, 11; 178/17 A,  
178/17 C; 200/5 A, 5 R, 6 A, 6 R; 235/145 A,  
235/145 R; 341/20–23; 345/156, 160, 168,  
345/169, 173; 361/679.08, 679.09,  
361/679.11–679.19; 400/484–489, 492,  
400/472

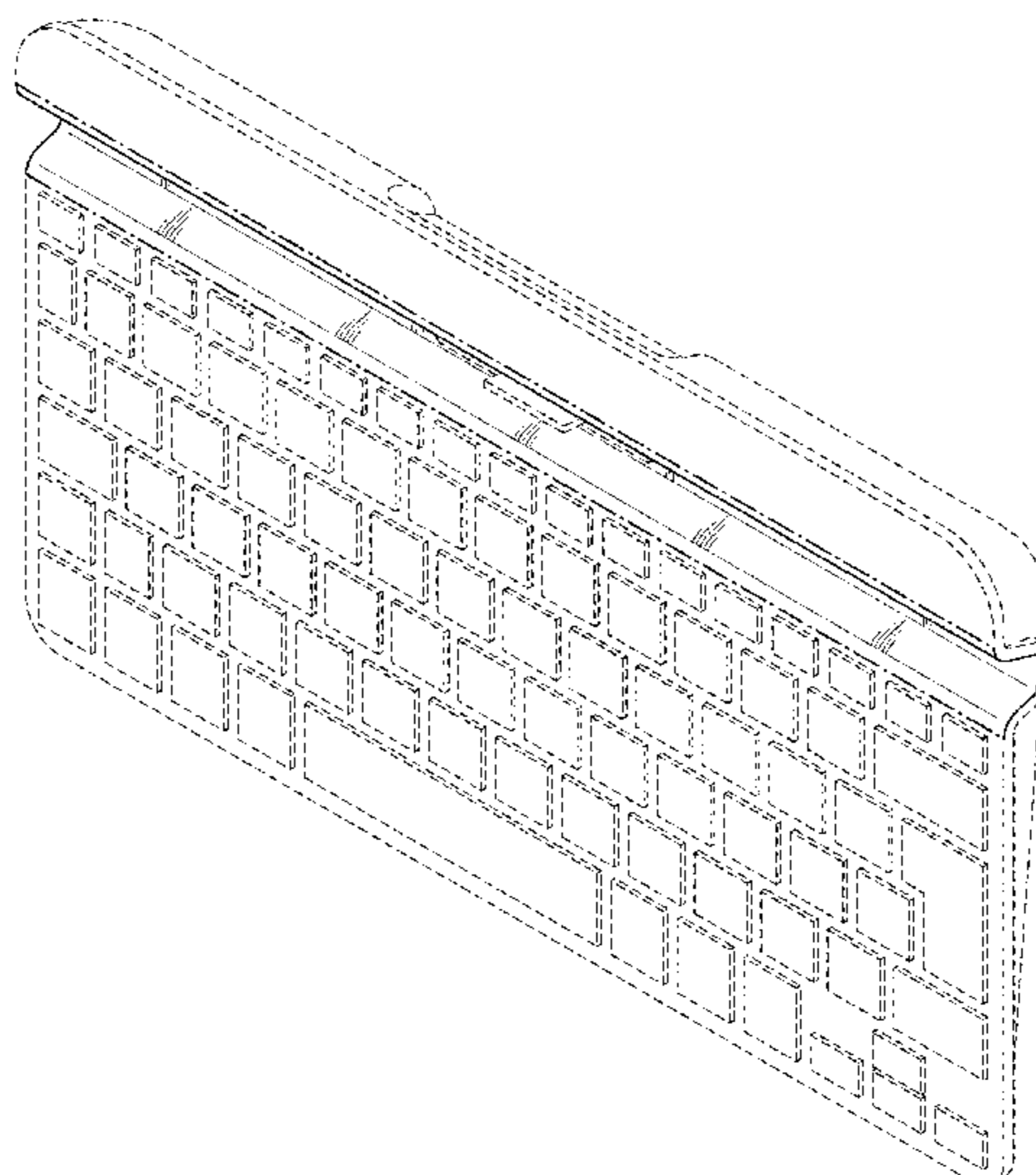
FIG. 1 is a top front perspective view of a portion of the  
keyboard for tablet computer according to a second embodi-  
ment of the invention;  
FIG. 2 is a front view of FIG. 1 thereof;  
FIG. 3 is a rear view of FIG. 1 thereof;  
FIG. 4 is a left side view of FIG. 1 thereof;  
FIG. 5 is a right side view of FIG. 1 thereof;  
FIG. 6 is a top view of FIG. 1 thereof; and,  
FIG. 7 is a bottom view of FIG. 1 thereof.

CPC ..... G06F 1/16; G06F 1/1616; G06F 1/162;  
G06F 1/1601; G06F 1/1626; G06F 3/0202;  
G09B 13/04; H03M 11/00; H03K 17/94;  
H05K 5/00; H01H 3/125; H01H 13/705;  
B41J 5/08

The broken lines illustrating the keyboard for tablet com-  
puter are shown for environmental purposes only and form  
no part of the claimed design, and the dot-dash broken lines  
define the boundaries of the claimed design and form no part  
thereof.

See application file for complete search history.

**1 Claim, 4 Drawing Sheets**



(56)

References Cited

U.S. PATENT DOCUMENTS

D308,855 S 6/1990 Schaum  
 D310,219 S 8/1990 Carlile  
 D327,881 S 7/1992 McFarlane  
 D329,848 S 9/1992 Mizusugi et al.  
 5,267,123 A 11/1993 Boothroyd et al.  
 D350,747 S 9/1994 McClendon  
 5,439,304 A 8/1995 Phillips et al.  
 5,887,723 A 3/1999 Myles et al.  
 D440,566 S 4/2001 Chou  
 D445,793 S 7/2001 Ji  
 D466,898 S 12/2002 Hoornaert et al.  
 6,829,140 B2 12/2004 Shimano et al.  
 D501,478 S 2/2005 Tzeng et al.  
 D518,053 S 3/2006 Chen  
 D521,986 S 5/2006 Depay et al.  
 D534,900 S 1/2007 Weitgasser et al.  
 D549,667 S 8/2007 Huang  
 D549,710 S 8/2007 Hyncecek et al.  
 7,254,012 B2 8/2007 Chou  
 D563,407 S 3/2008 Jawerth et al.  
 D565,048 S 3/2008 Jawerth et al.  
 D592,212 S 5/2009 Hamada et al.  
 D598,451 S 8/2009 Andre et al.  
 D601,148 S 9/2009 Akita  
 D606,073 S 12/2009 O'Neil et al.  
 D606,539 S 12/2009 Liao et al.  
 D606,961 S 12/2009 Aarras  
 D616,440 S 5/2010 Lee  
 D616,886 S 6/2010 Andre et al.  
 D628,998 S 12/2010 Wu et al.  
 D630,751 S 1/2011 Yanase et al.  
 D633,498 S 3/2011 Andre et al.  
 D638,392 S 5/2011 Price et al.  
 7,986,983 B2 7/2011 Harmon et al.  
 D652,833 S 1/2012 Kim et al.  
 D653,665 S \* 2/2012 Maruyama ..... D14/392  
 D659,139 S 5/2012 Gengler  
 D665,803 S 8/2012 Knighton  
 D671,120 S 11/2012 Kim  
 D678,280 S 3/2013 Choi et al.  
 D678,300 S \* 3/2013 Groene ..... D14/455  
 D678,883 S 3/2013 Lim et al.  
 D692,902 S \* 11/2013 Groene ..... D14/455  
 2002/0044814 A1 4/2002 King et al.  
 2003/0048595 A1 3/2003 Hsieh et al.  
 2003/0078069 A1 4/2003 Lindeman  
 2008/0270897 A1 10/2008 Jawerth et al.

2010/0149741 A1 6/2010 Liu  
 2011/0294555 A1 12/2011 Happonen et al.  
 2012/0092195 A1 4/2012 Lin

FOREIGN PATENT DOCUMENTS

KR 3004375080000 12/1997  
 KR 3002163470000 2/1998  
 KR 3002163540000 2/1998  
 KR 3002194830000 4/1998  
 KR 3002194840000 4/1998  
 KR 3002212020000 5/1998  
 KR 3002817600000 8/2001  
 KR 3002861330000 10/2001  
 KR 3003079740000 9/2002  
 KR 3003160270000 1/2003  
 KR 3003776380000 3/2005  
 KR 3006036150000 6/2011  
 KR 3002912170000 2/2015

OTHER PUBLICATIONS

U.S. Appl. No. 29/390,422, Applicant Dae-Joun Kim et al., filed Apr. 25, 2011, entitled Wireless Keyboard.  
 U.S. Appl. No. 29/405,575, Applicant Ik-Sang Kim, filed Nov. 3, 2011, entitled Wireless Keyboard.  
 U.S. Appl. No. 29/423,293, Applicant Su-An Choi et al., filed May 30, 2012, entitled Wireless Keyboard.  
 U.S. Appl. No. 29/425,979, Applicant Woo-Teik Lim et al., filed Jun. 28, 2012, entitled Keyboard for a Tablet Computer.  
 U.S. Appl. No. 29/426,585, Applicant Ji-Sang Park, filed Jul. 6, 2012, entitled Keyboard for a Tablet Computer.  
 U.S. Appl. No. 29/430,809, Applicant Su-An Choi et al., filed Aug. 30, 2012, entitled Wireless Keyboard.  
 U.S. Appl. No. 29/438,938, Applicant Min-Young Park, filed Dec. 5, 2012, entitled Keyboard for Tablet Computer.  
 U.S. Appl. No. 29/460,672, Applicant Bong-Gun Kim et al., filed Jul. 12, 2013, entitled Keyboard.  
 U.S. Appl. No. 29/460,676, Applicant Bong-Gun Kim et al., filed Jul. 12, 2013, entitled Keyboard.  
 U.S. Appl. No. 29/460,680, Applicant Hyun-Ii Lee et al., filed Jul. 12, 2013, entitled Keyboard.  
 U.S. Appl. No. 29/452,598, Applicant Sang-In Lee et al., filed Apr. 18, 2013, entitled Docking Keyboard.  
 U.S. Appl. No. 29/475,205, Applicant Park, Min-Young, filed Dec. 1, 2013, entitled Keyboard for Tablet Computer.

\* cited by examiner

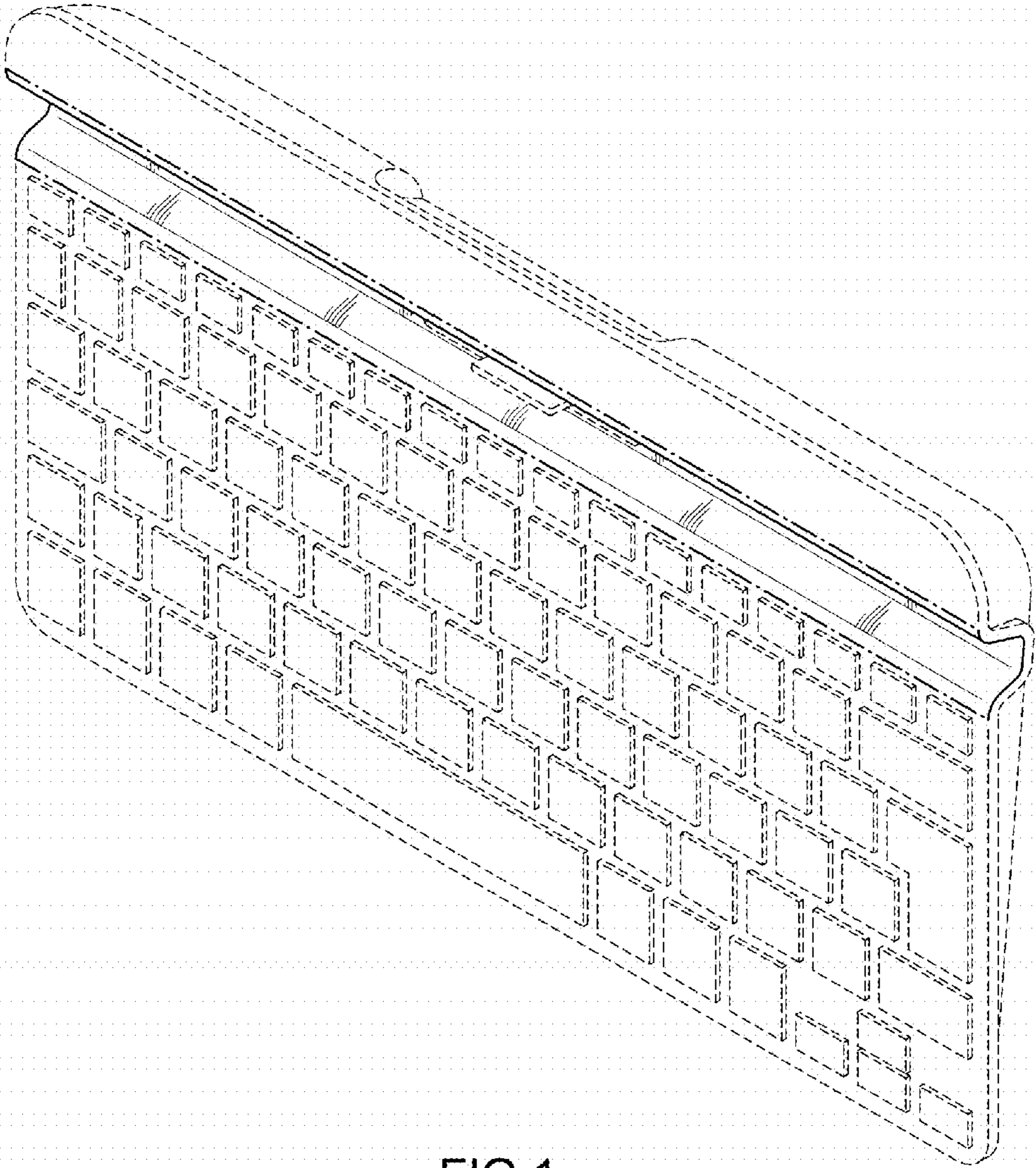


FIG. 1

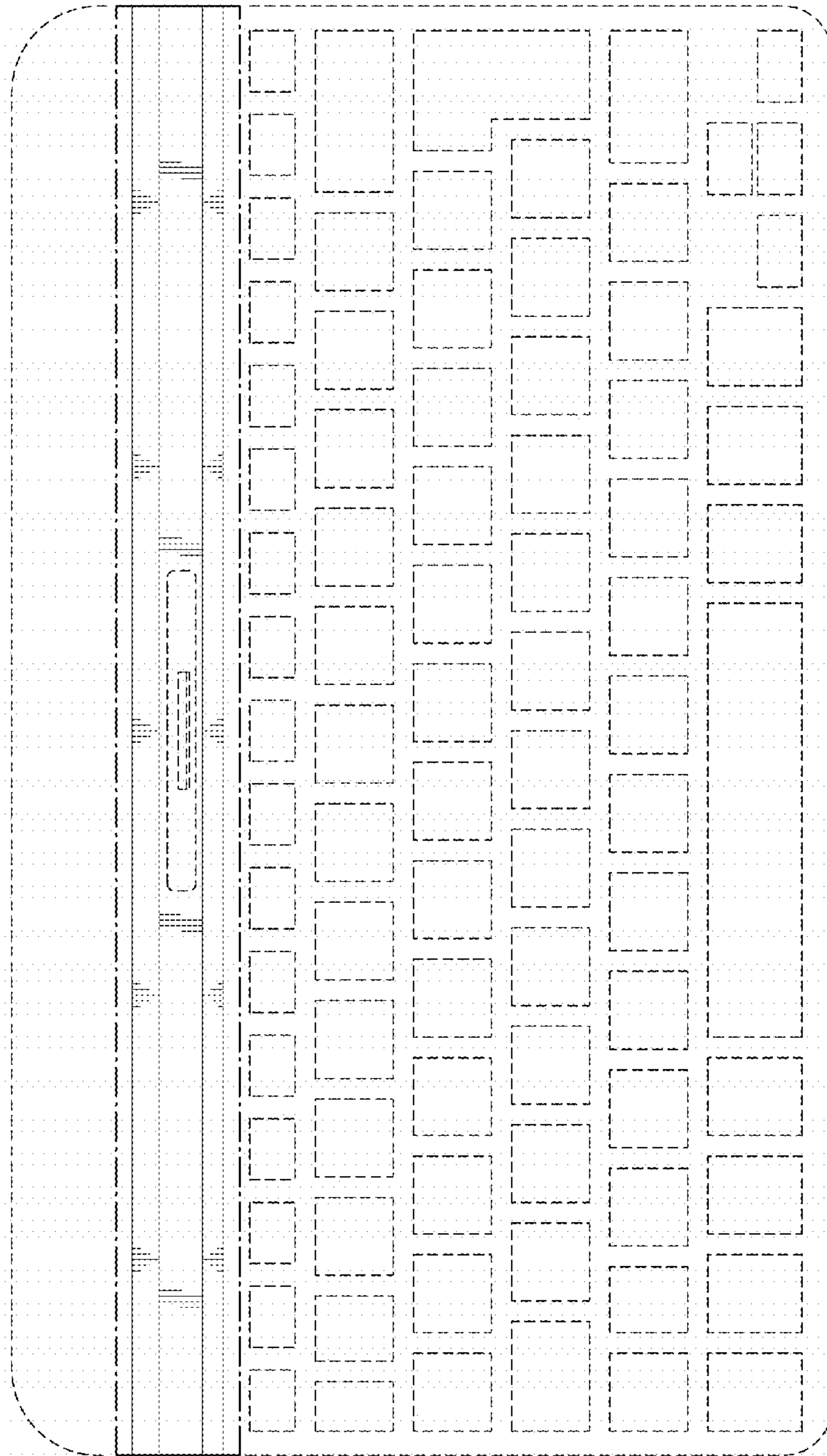


FIG. 2




FIG. 3




FIG. 4




FIG. 5




FIG. 6




FIG. 7