



US00D765027S

(12) **United States Design Patent** (10) **Patent No.:** **US D765,027 S**
Lee et al. (45) **Date of Patent:** **** Aug. 30, 2016**

(54) **PORTABLE BATTERY CHARGER WITH STYLUS**

(71) Applicant: **JMTEK, LLC**, Kent, WA (US)
(72) Inventors: **Kyu Bong Lee**, Tacoma, WA (US); **Tai Yiu Ly**, Kent, WA (US)
(73) Assignee: **JMTEK, LLC**, Kent, WA (US)
(**) Term: **14 Years**
(21) Appl. No.: **29/492,883**

(22) Filed: **Jun. 3, 2014**
(51) **LOC (10) Cl.** **13-02**
(52) **U.S. Cl.**
USPC **D13/108**

(58) **Field of Classification Search**
USPC D13/102–110, 118–119, 184, 199;
D14/356, 432, 240; 320/103, 111–115,
320/135, 138, 140; 429/96–100, 163, 176;
D19/115–123, 177, 193
CPC Y02E 60/10; Y02E 60/12; Y02E 60/122;
Y02E 60/124; Y02E 60/50; H01M 2/02;
H01M 2/022; H01M 2/0202; H01M 2/0207;
H01M 2/0212; H01M 2/1061; H01M 2/1022;
H01M 2/1055; H01M 2/1066; H01M 2/105;
H01M 2/20; H01M 2/202; H01M 2/204;
H01M 2/206; H01M 10/44; H01M 10/46;
H01M 10/465; H01M 10/482; H01M
10/4257; H01M 10/0436; H01M 10/48;
H01M 2200/30; H01M 2250/30; H01M
2250/40; H02J 7/00; H02J 7/0003; H02J
7/0011; H02J 7/0013; H02J 7/0054; H02J
7/0055; H02J 7/0057; H02J 2007/0062
See application file for complete search history.

(56) **References Cited**

U.S. PATENT DOCUMENTS

D39,561 S * 9/1908 Boman D19/177
2,468,258 A * 4/1949 Fahringer B43K 24/12
401/31

(Continued)

OTHER PUBLICATIONS

This ordinary-looking pen hides a battery pack for your smartphone, announced Jan. 2015, [online], [site visited Apr. 13, 2016]. Available from Internet, <URL: <https://www.techinasia.com/thanko-ball-point-pen-power-bank>>.*

Primary Examiner — Rosemary K Tarcza

Assistant Examiner — Sanjeev Paul

(74) *Attorney, Agent, or Firm* — DWC Law Firm, P.S.; David Chen

(57) **CLAIM**

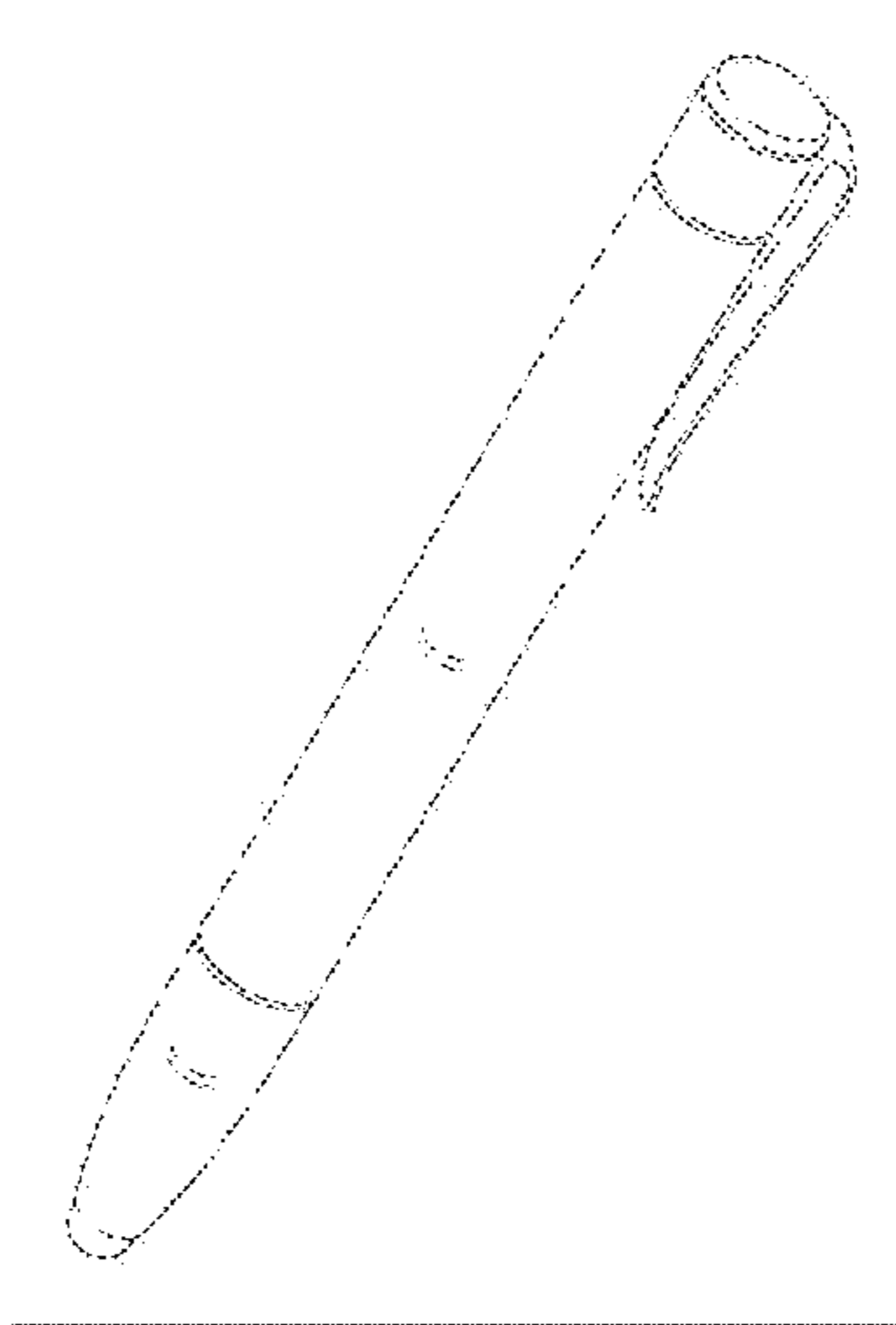
The ornamental design for a portable battery charger with stylus, as shown and described.

DESCRIPTION

FIG. 1 is a top perspective view of a portable battery charger with stylus of the claimed invention.
FIG. 2 is a bottom perspective view of the portable battery charger with stylus of FIG. 1.
FIG. 3 is a front side elevation view of the portable battery charger with stylus of FIG. 1.
FIG. 4 is a back side elevation view of the portable battery charger with stylus of FIG. 1.
FIG. 5 is a left side elevation view of the portable battery charger with stylus of FIG. 1.
FIG. 6 is a right side elevation view of the portable battery charger with stylus of FIG. 1.
FIG. 7 is a top plan view of the portable battery charger with stylus of FIG. 1.
FIG. 8 is a bottom plan view of the portable battery charger with stylus of FIG. 1; and,
FIG. 9 is a front side elevation view of the portable battery charger with stylus of FIG. 1, showing the top and bottom caps detached.

The broken lines shown in the drawings illustrate portions of the portable battery charger with stylus which form no part of the claimed design.

1 Claim, 9 Drawing Sheets



(56)

References Cited

U.S. PATENT DOCUMENTS

3,570,284	A *	3/1971	Hendricks	B43K 31/00				
					401/195				
3,914,813	A *	10/1975	Berchielli	B63C 9/21				
					429/406				
D284,290	S *	6/1986	Concilio	D19/123				
D306,316	S *	2/1990	Shintani	D19/117				
D312,838	S *	12/1990	Vitrac	D19/121				
D377,947	S *	2/1997	Ladner	401/195				
D404,069	S *	1/1999	Hasegawa	D19/117				
D446,213	S *	8/2001	Chen	D14/411				
D457,185	S *	5/2002	Ham	D19/117				
D527,050	S *	8/2006	Hirota	D19/177				
D572,656	S *	7/2008	Schein	D13/108				
D584,772	S *	1/2009	Hackenberg	D19/177				
D683,309	S *	5/2013	Chiu	D13/108				
D685,420	S *	7/2013	Jin	D19/119				
8,878,490	B2 *	11/2014	LaSota	H02J 7/0045				
					320/107				
9,112,368	B1 *	8/2015	Sumsion	H02J 7/0054				
D741,950	S *	10/2015	Lee	D19/117				
D752,278	S *	3/2016	Verleur	D13/103				
2004/0248000	A1 *	12/2004	Hall	H01M 2/025				
					429/176				
2010/0307518	A1 *	12/2010	Wang	A24F 47/008				
					131/329				
2012/0121957	A1 *	5/2012	Kwon	H01M 2/204				
					429/99				
2012/0133327	A1 *	5/2012	Lee	G06F 3/03545				
					320/114				
2013/0056911	A1 *	3/2013	Finnerty	B28B 7/30				
					264/402				
2015/0150307	A1 *	6/2015	Liu	H05B 1/0244				
					131/329				

* cited by examiner

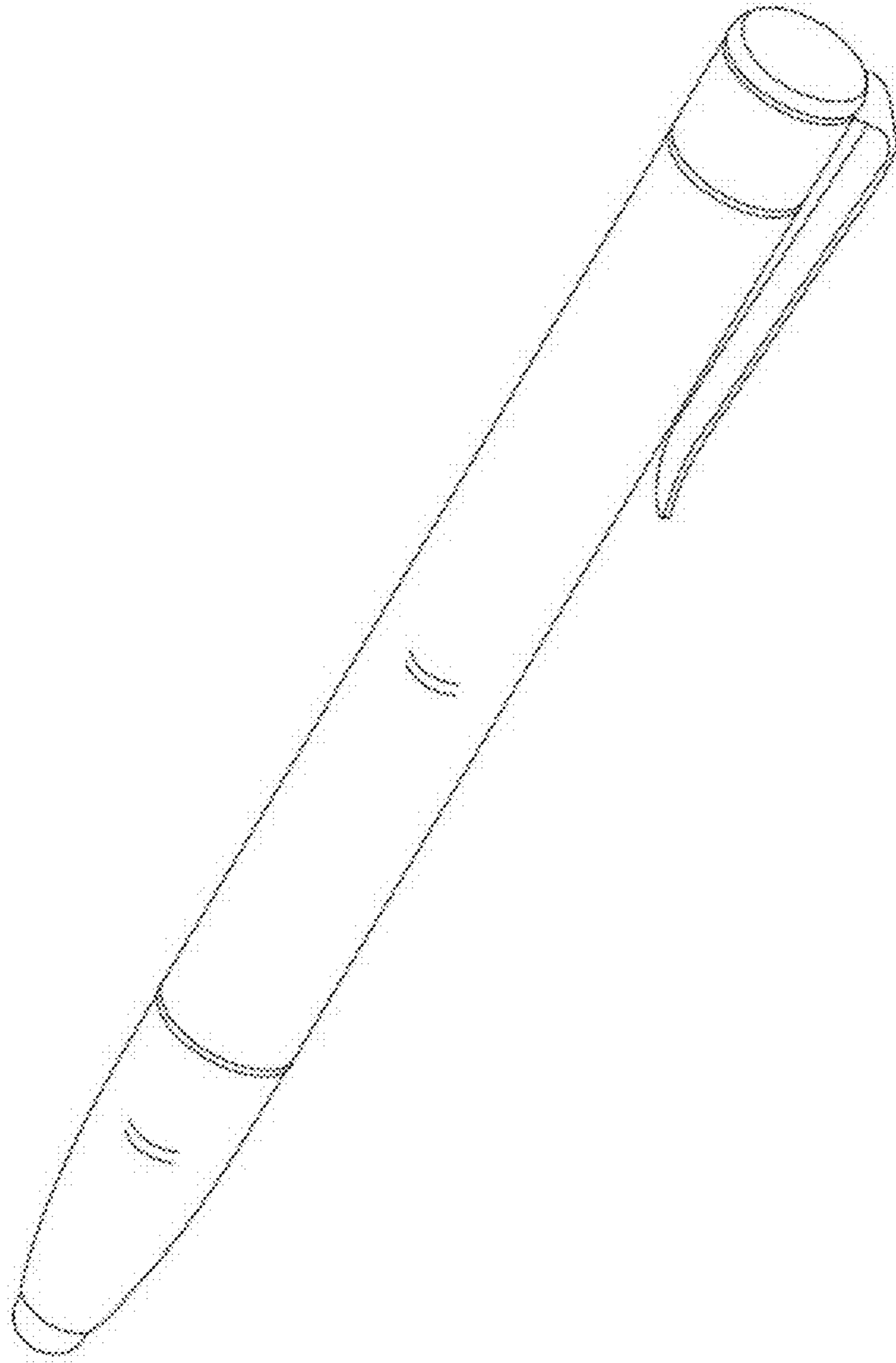


FIG. 1

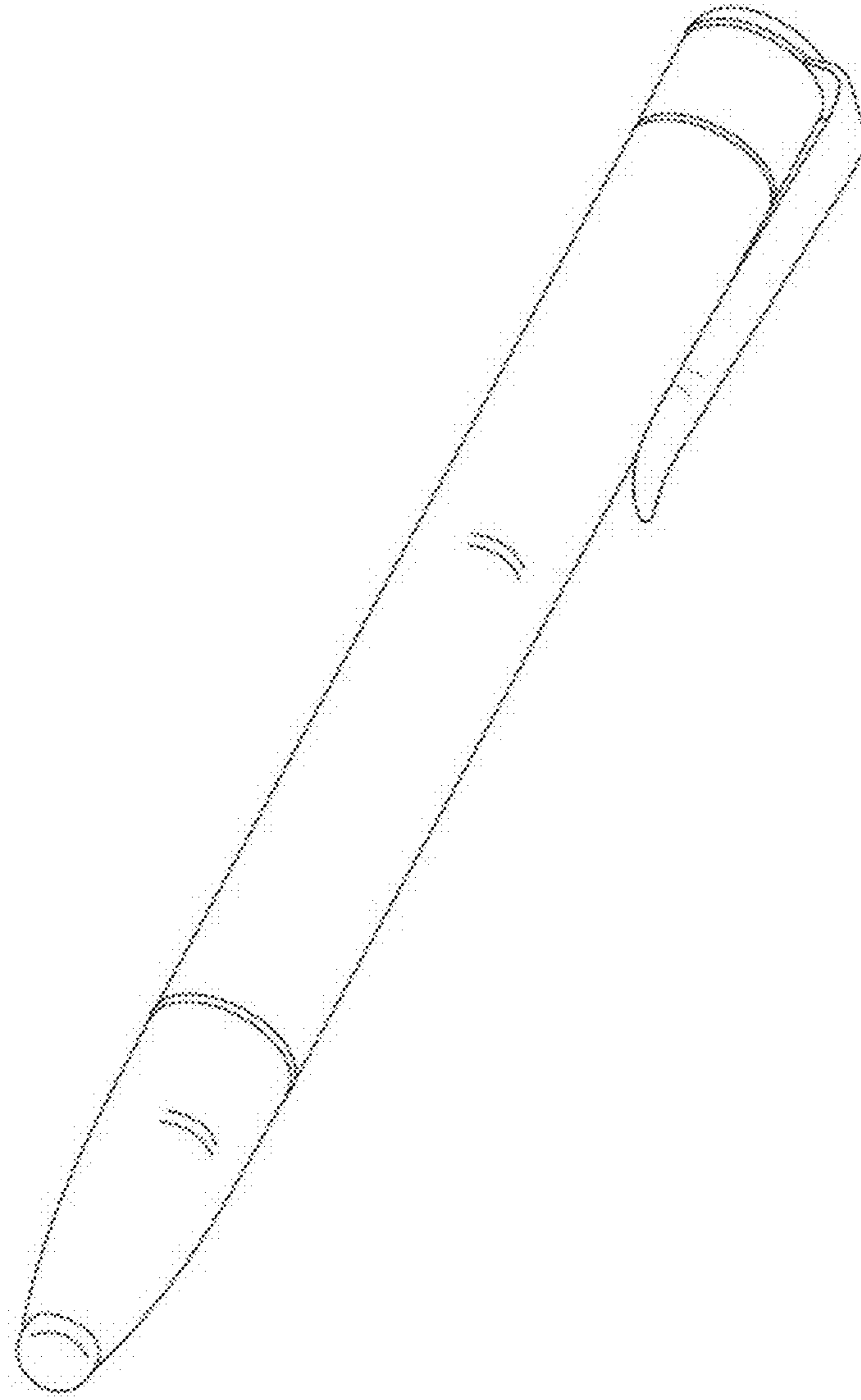


FIG. 2




FIG. 3




FIG. 4




FIG. 5




FIG. 6

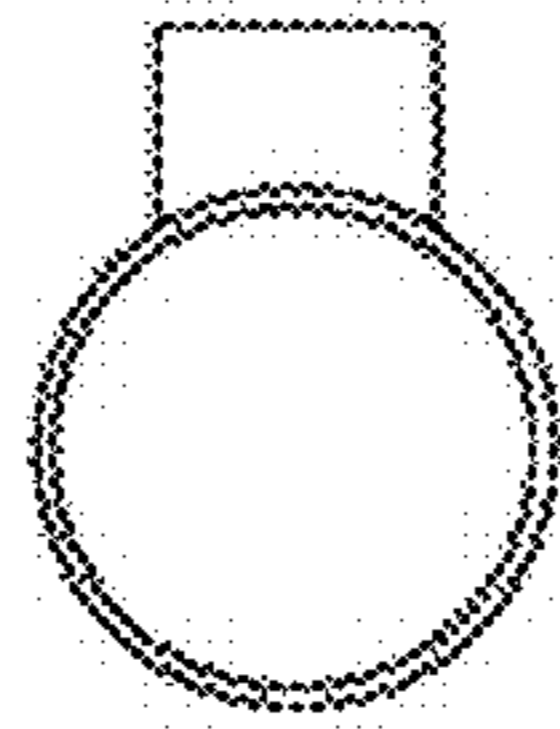


FIG. 7

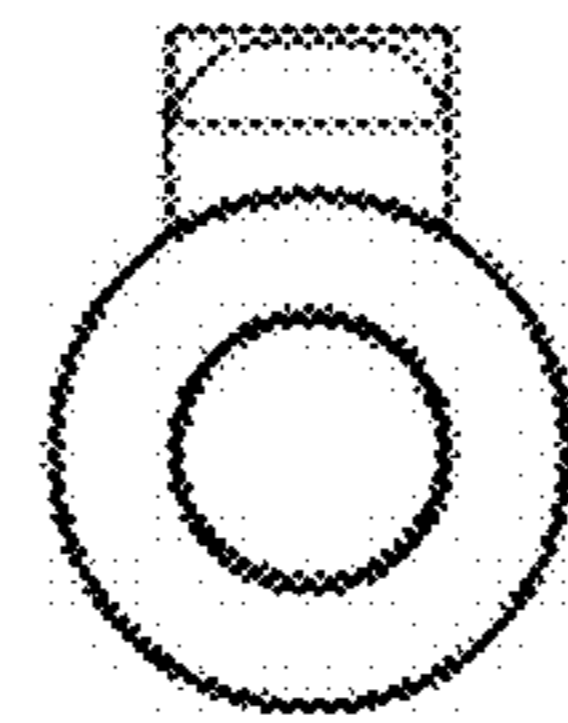


FIG. 8



FIG. 9