



US00D765004S

(12) **United States Design Patent**  
**Holstein**

(10) **Patent No.:** **US D765,004 S**

(45) **Date of Patent:** **\*\* Aug. 30, 2016**

(54) **VEHICLE WHEEL**

(71) Applicant: **Bayerische Motoren Werke  
Aktiengesellschaft, Munich (DE)**

(72) Inventor: **Henning Holstein, Dietersburg (DE)**

(73) Assignee: **Bayerische Motoren Werke  
Aktiengesellschaft, Munich (DE)**

(\*\*) Term: **14 Years**

(21) Appl. No.: **29/521,435**

(22) Filed: **Mar. 24, 2015**

(30) **Foreign Application Priority Data**

Sep. 25, 2014 (DE) ..... 40 2014 100 910

(51) **LOC (10) Cl.** ..... **12-16**

(52) **U.S. Cl.**  
USPC ..... **D12/211**

(58) **Field of Classification Search**  
USPC ..... D12/204–213  
CPC ..... B60B 7/00; B60B 7/02; B60B 7/04;  
B60B 7/01; B60B 7/06; B60B 3/02; B60B  
3/04; B60B 3/06; B60B 3/10; B60B 1/00;  
B60B 1/08; B60B 1/10; B60B 1/12  
See application file for complete search history.

(56) **References Cited**

**U.S. PATENT DOCUMENTS**

D410,426 S	6/1999	Frizzi	
D451,877 S	* 12/2001	Lee	D12/211
D460,942 S	* 7/2002	Lee	D12/211
D470,094 S	* 2/2003	van Hooydonk	D12/211
D483,714 S	* 12/2003	Warming	D12/211
D506,172 S	* 6/2005	Pfeiffer	D12/211
D516,988 S	* 3/2006	Laengerer	D12/211
D528,495 S	9/2006	Truebsbach	

D542,209 S	* 5/2007	Pfeiffer	D12/211
D563,305 S	3/2008	Schweizer	
D604,685 S	* 11/2009	Zhou	D12/211
D621,771 S	* 8/2010	Truebsbach	D12/211
D625,243 S	10/2010	Holstein	
D635,907 S	* 4/2011	Futschik	D12/211
D654,007 S	* 2/2012	Nissl	D12/211
D660,771 S	* 5/2012	Mueller-Stolz	D12/211
D684,519 S	6/2013	Garbas	
D684,914 S	* 6/2013	Gotschke	D12/209
D704,617 S	* 5/2014	Chung	D12/211
D706,197 S	* 6/2014	Chung	D12/211
D713,316 S	* 9/2014	Song	D12/211
D717,709 S	* 11/2014	Valencia Pollex	D12/209
D724,516 S	* 3/2015	Di Buduo	D12/211

**FOREIGN PATENT DOCUMENTS**

EM	000422795-0002	12/2005
EM	000689344-0001	1/2008
EM	001674441-0003	12/2010
EM	002144352-0001	7/2014
WO	DM/043738	4/1998

\* cited by examiner

*Primary Examiner* — Stacia Cadmus

(74) *Attorney, Agent, or Firm* — Crowell & Moring LLP

(57) **CLAIM**

The ornamental design for a vehicle wheel, as shown and described.

**DESCRIPTION**

FIG. 1 is a perspective view of a vehicle wheel according to the design;

FIG. 2 is an additional perspective view thereof;

FIG. 3 is an additional perspective view thereof;

FIG. 4 is a front view thereof;

FIG. 5 is a rear view thereof in a lighter gray scale, representing environmental features that form no part of the claimed design; and,

FIG. 6 is a side view thereof.

**1 Claim, 6 Drawing Sheets**









Fig. 1





Fig. 2





Fig. 3





Fig. 4






Fig. 5




Fig. 6