



US00D764996S

(12) **United States Design Patent** (10) **Patent No.:** **US D764,996 S**
Lee et al. (45) **Date of Patent:** **** Aug. 30, 2016**

(54) **TRUNK LID PANEL FOR AUTOMOBILES**
(71) Applicant: **Hyundai Motor Company**, Seoul (KR)
(72) Inventors: **Han-Sol Lee**, Gyeonggi-do (KR);
Pil-Joong Ham, Gyeonggi-do (KR)
(73) Assignee: **Hyundai Motor Company**, Seoul (KR)
(**) Term: **15 Years**
(21) Appl. No.: **29/543,978**
(22) Filed: **Oct. 29, 2015**

D585,004 S * 1/2009 Leclercq D12/196
D592,577 S * 5/2009 Lamm D12/196
D596,546 S * 7/2009 Habib D12/196
D616,798 S * 6/2010 Lamm D12/196
D620,860 S * 8/2010 Froehlich D12/196
D663,666 S * 7/2012 Matsumoto D12/196
D676,793 S * 2/2013 Yamada D12/196
D684,514 S * 6/2013 McCabe D12/196
D691,923 S * 10/2013 Ham D12/92
D696,609 S * 12/2013 Jang D12/92
D703,122 S * 4/2014 Futschik D12/91
D710,256 S * 8/2014 Garand D12/91
D713,764 S * 9/2014 Ferlazzo D12/92
D715,712 S * 10/2014 Thompson D12/196
D730,775 S * 6/2015 Frenzel D12/91

(Continued)

(30) **Foreign Application Priority Data**

Jul. 31, 2015 (KR) 30-2015-0038627

(51) **LOC (10) Cl.** **12-16**

(52) **U.S. Cl.**
USPC **D12/196**

(58) **Field of Classification Search**
USPC D12/86, 88, 90, 91, 92, 163, 169, 184,
D12/186; D21/424, 433, 434; 296/181.1,
296/181.2, 181.5
CPC B62D 25/00; B62D 25/08; B62D 33/023;
B62D 33/027; B62D 33/0273; B62D 33/03;
B62D 25/037

See application file for complete search history.

(56) **References Cited**

U.S. PATENT DOCUMENTS

D417,645 S * 12/1999 Horbury D12/196
D428,376 S * 7/2000 Sacco D12/196
D452,468 S * 12/2001 Sacco D12/196
D476,936 S * 7/2003 Boyer D12/196
D513,601 S * 1/2006 Nagashima D12/196
D514,042 S * 1/2006 Pfeiffer D12/196
D514,491 S * 2/2006 Nagashima D12/196
D545,745 S * 7/2007 Ikeda D12/196
D571,701 S * 6/2008 Sato D12/196
D581,336 S * 11/2008 Gabath D12/196

Primary Examiner — Rosemary K Tarcza

Assistant Examiner — Yolanda Robinson

(74) *Attorney, Agent, or Firm* — Mintz Levin Cohn Ferris
Glovsky and Popeo, P.C.; Kongsik Kim

(57) **CLAIM**

The ornamental design for a trunk lid panel for automobiles,
as shown and described.

DESCRIPTION

FIG. 1 is a perspective view of a trunk lid panel for
automobiles according to the present invention.

FIG. 2 is a front view of the trunk lid panel for automobiles
of FIG. 1.

FIG. 3 is a rear view of the trunk lid panel for automobiles
of FIG. 1.


FIG. 4 is a left side view of the trunk lid panel for
automobiles of FIG. 1.

FIG. 5 is a right side view of the trunk lid panel for
automobiles of FIG. 1.

FIG. 6 is a top view of the trunk lid panel for automobiles
of FIG. 1; and,

FIG. 7 is a bottom view of the trunk lid panel for automo-
biles of FIG. 1.

1 Claim, 7 Drawing Sheets



US D764,996 S

Page 2

(56)

References Cited

U.S. PATENT DOCUMENTS

D731,942 S * 6/2015 Hammoud D12/196
D733,629 S * 7/2015 Rugar D12/196
D755,091 S * 5/2016 Ishibashi D12/164

2006/0145515 A1* 7/2006 Visel B62D 21/152
296/181.1
2009/0167048 A1* 7/2009 Luca E05C 17/042
296/76

* cited by examiner

FIG. 1




FIG. 2




FIG. 3




FIG. 4




FIG. 5




FIG. 6




FIG. 7

