



US00D764965S

(12) **United States Design Patent** (10) **Patent No.:** **US D764,965 S**  
**Akana et al.** (45) **Date of Patent:** **\*\* Aug. 30, 2016**

(54) **BAND ATTACHMENT**

(71) Applicant: **Apple Inc.**, Cupertino, CA (US)

(72) Inventors: **Jody Akana**, San Francisco, CA (US); **Bartley K. Andre**, Palo Alto, CA (US); **Shota Aoyagi**, San Francisco, CA (US); **Anthony Michael Ashcroft**, San Francisco, CA (US); **Jeremy Bataillou**, San Francisco, CA (US); **Daniel J. Coster**, San Francisco, CA (US); **Daniele De Iuliis**, San Francisco, CA (US); **M. Evans Hankey**, San Francisco, CA (US); **Julian Hoenig**, San Francisco, CA (US); **Richard P. Howarth**, San Francisco, CA (US); **Jonathan P. Ive**, San Francisco, CA (US); **Duncan Robert Kerr**, San Francisco, CA (US); **Marc A. Newson**, London (GB); **Matthew Dean Rohrbach**, San Francisco, CA (US); **Peter Russell-Clarke**, San Francisco, CA (US); **Benjamin Andrew Shaffer**, San Jose, CA (US); **Mikael Silvano**, San Francisco, CA (US); **Christopher J. Stringer**, Woodside, CA (US); **Eugene Antony Whang**, San Francisco, CA (US); **Rico Zörkendörfer**, San Francisco, CA (US)

(73) Assignee: **Apple Inc.**, Cupertino, CA (US)

(\*\*) Term: **14 Years**

(21) Appl. No.: **29/518,902**

(22) Filed: **Feb. 27, 2015**

**Related U.S. Application Data**

(63) Continuation of application No. 29/499,069, filed on Aug. 11, 2014, now Pat. No. Des. 748,010.

(51) **LOC (10) Cl.** ..... **11-01**

(52) **U.S. Cl.**  
USPC ..... **D11/94**

(58) **Field of Classification Search**  
USPC ..... D11/1-25, 32, 93, 94; 59/78, 79.2;  
63/1.11, 3, 3.1, 3.2, 5.1, 5.2, 7-11;  
224/175; D10/30-32

CPC ..... A44C 5/02-5/246  
See application file for complete search history.

(56) **References Cited**

**U.S. PATENT DOCUMENTS**

3,030,686 A 4/1962 Burkhardt  
3,665,565 A 5/1972 Kruger

(Continued)

**FOREIGN PATENT DOCUMENTS**

EP 2636328 A1 9/2013  
GB 618917 A 3/1949  
GB 2082277 5/1984  
WO 2013182397 A1 12/2013

**OTHER PUBLICATIONS**

Design U.S. Appl. No. 29/498,990, filed Aug. 11, 2014.

(Continued)

*Primary Examiner* — Zenia Bennett

(74) *Attorney, Agent, or Firm* — Sterne, Kessler, Goldstein & Fox P.L.L.C.

(57) **CLAIM**

The ornamental design for a band attachment, as shown and described.

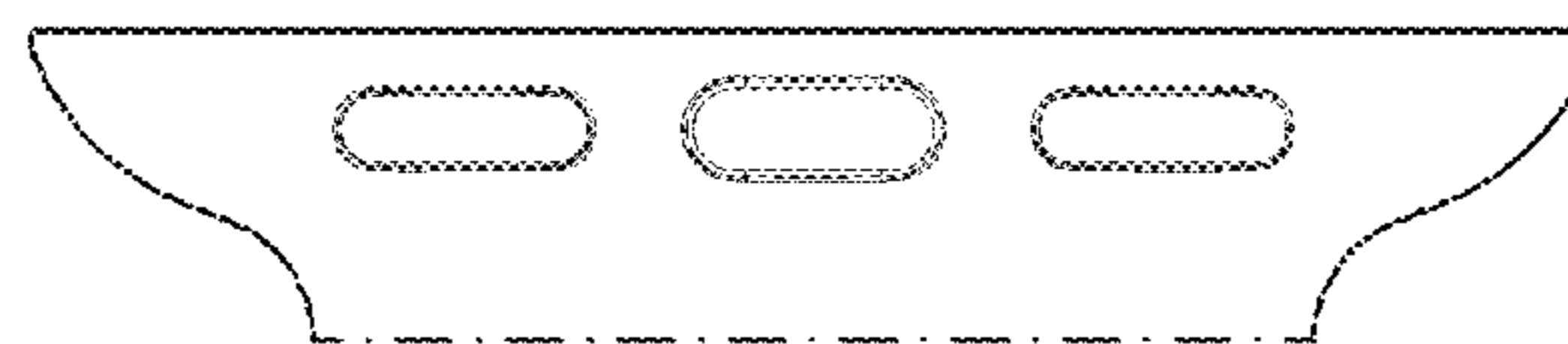

**DESCRIPTION**

FIG. 1 is a bottom rear perspective view of a band attachment showing our new design;  
FIG. 2 is a bottom front perspective view thereof;  
FIG. 3 is a rear view thereof;  
FIG. 4 is a front view thereof;  
FIG. 5 is a right side view thereof;  
FIG. 6 is a left side view thereof;  
FIG. 7 is a bottom view thereof; and,  
FIG. 8 is a top view thereof.

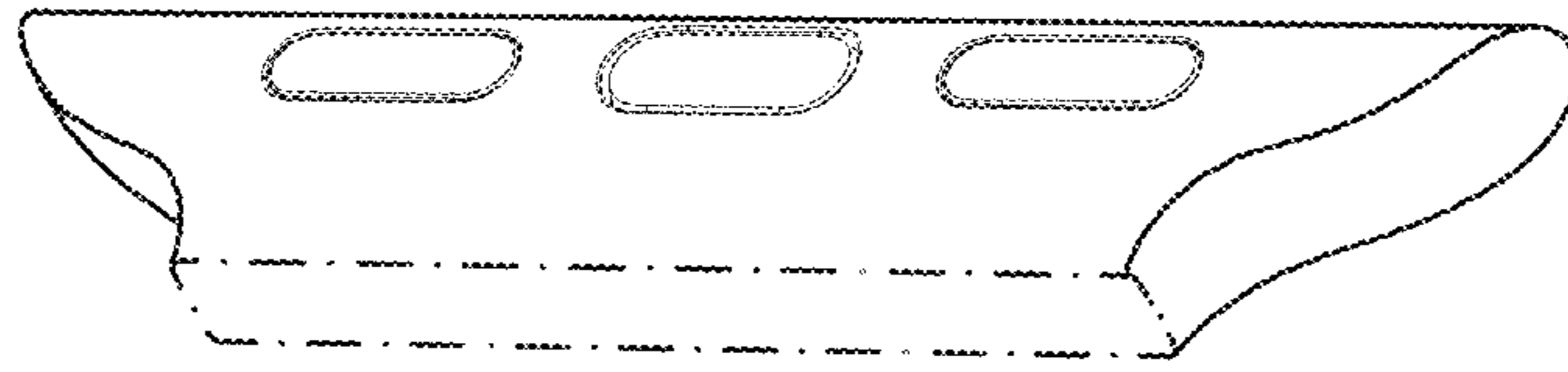
The dot-dash lines in the figures show boundaries that form no part of the claimed design.

The broken lines in the Figures show portions of the band attachment that form no part of the claimed design.

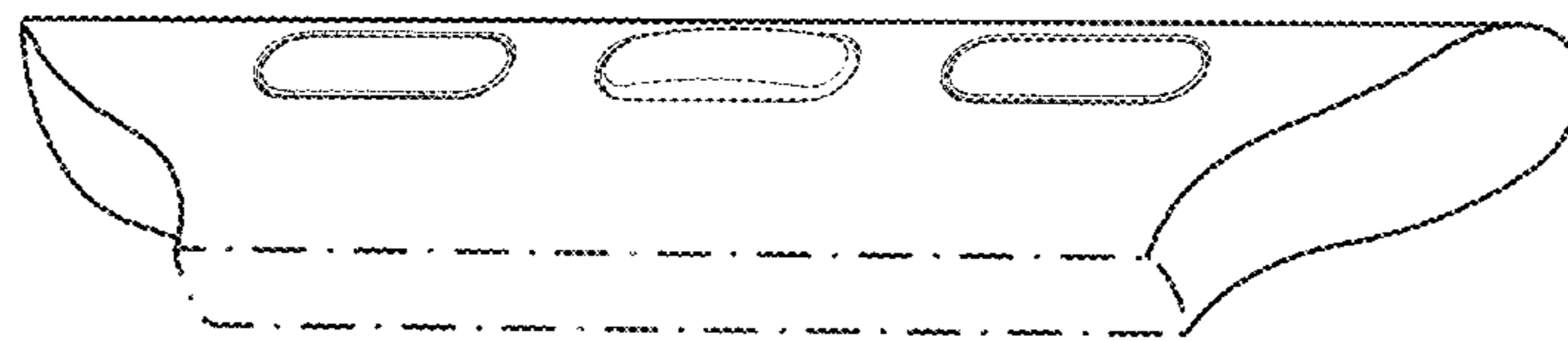
**1 Claim, 4 Drawing Sheets**



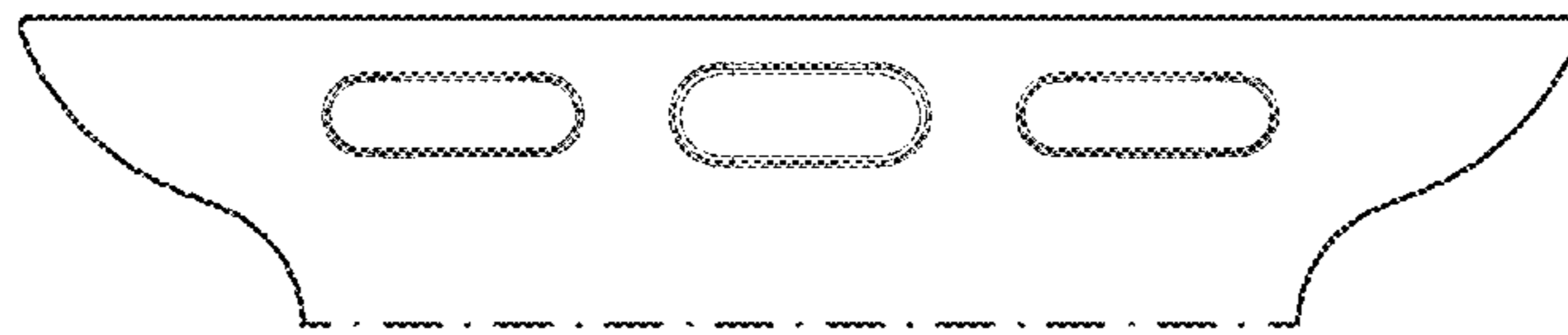




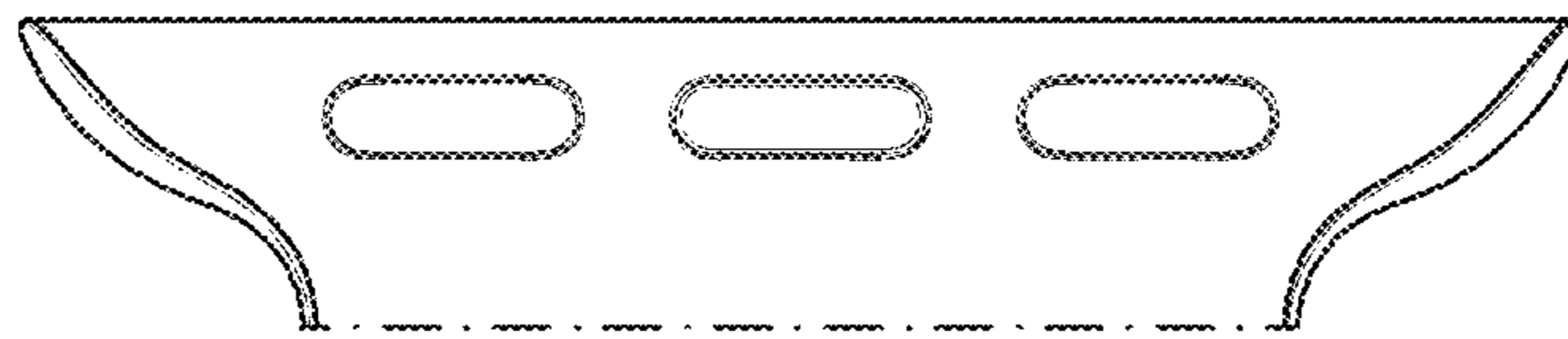
**FIG. 1**



**FIG. 2**



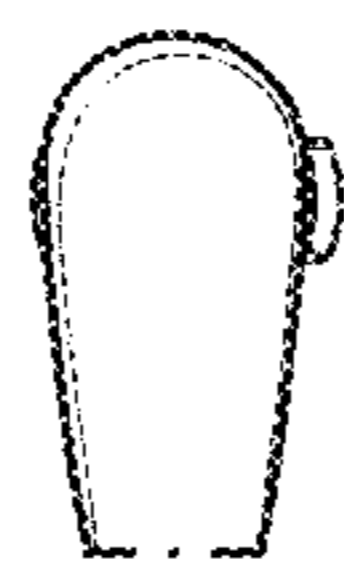
**FIG. 3**



**FIG. 4**



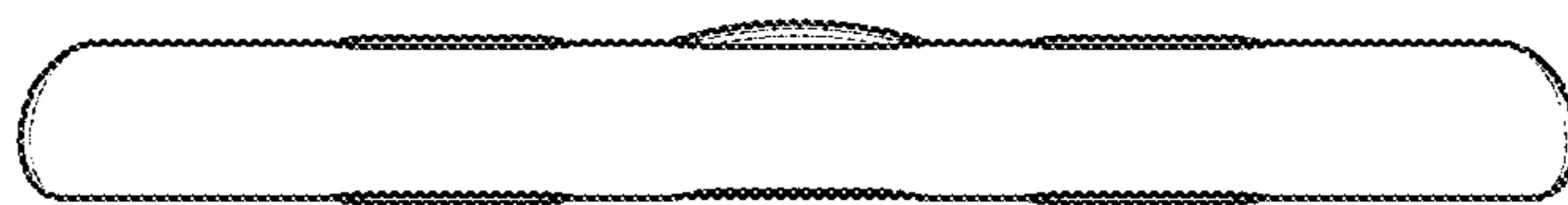
**FIG. 5**



**FIG. 6**



**FIG. 7**



**FIG. 8**



UNITED STATES PATENT AND TRADEMARK OFFICE  
**CERTIFICATE OF CORRECTION**

PATENT NO. : D764,965 S  
APPLICATION NO. : 29/518902  
DATED : August 30, 2016  
INVENTOR(S) : Akana et al.

Page 1 of 1

It is certified that error appears in the above-identified patent and that said Letters Patent is hereby corrected as shown below:

TITLE PAGE

In Description section, remove paragraph 10 (The broken lines. . .).

Signed and Sealed this  
Eighth Day of November, 2016



Michelle K. Lee  
*Director of the United States Patent and Trademark Office*