



US00D764964S

(12) **United States Design Patent** (10) **Patent No.:** **US D764,964 S**
Akana et al. (45) **Date of Patent:** **** Aug. 30, 2016**

(54) **BAND ATTACHMENT**

(71) Applicant: **Apple Inc.**, Cupertino, CA (US)
(72) Inventors: **Jody Akana**, San Francisco, CA (US);
Bartley K. Andre, Palo Alto, CA (US);
Shota Aoyagi, San Francisco, CA (US);
Anthony Michael Ashcroft, San Francisco, CA (US); **Jeremy Bataillou**, San Francisco, CA (US); **Daniel J. Coster**, San Francisco, CA (US); **Daniele De Iuliis**, San Francisco, CA (US); **M. Evans Hankey**, San Francisco, CA (US); **Julian Hoenig**, San Francisco, CA (US); **Richard P. Howarth**, San Francisco, CA (US); **Jonathan P. Ive**, San Francisco, CA (US); **Duncan Robert Kerr**, San Francisco, CA (US); **Marc A. Newson**, London (GB); **Matthew Dean Rohrbach**, San Francisco, CA (US); **Peter Russell-Clarke**, San Francisco, CA (US); **Benjamin Andrew Shaffer**, San Jose, CA (US); **Mikael Silvanto**, San Francisco, CA (US); **Christopher J. Stringer**, Woodside, CA (US); **Eugene Antony Whang**, San Francisco, CA (US); **Rico Zörkendörfer**, San Francisco, CA (US)

(73) Assignee: **Apple Inc.**, Cupertino, CA (US)

(**) Term: **14 Years**

(21) Appl. No.: **29/518,898**

(22) Filed: **Feb. 27, 2015**

Related U.S. Application Data

(63) Continuation of application No. 29/499,067, filed on Aug. 11, 2014, now Pat. No. Des. 748,527.

(51) **LOC (10) Cl.** **11-01**

(52) **U.S. Cl.**
USPC **D11/94**

(58) **Field of Classification Search**
USPC D11/1-25, 32, 93, 94; 59/78, 79.2;
63/1.11, 3, 3.1, 3.2, 5.1, 5.2, 7-11;
224/175; D10/30-32

CPC A44C 5/02-5/246
See application file for complete search history.

(56) **References Cited**

U.S. PATENT DOCUMENTS

3,030,686 A 4/1962 Burkhardt
3,665,565 A 5/1972 Kruger

(Continued)

FOREIGN PATENT DOCUMENTS

EP 2636328 A1 9/2013
GB 618917 A 3/1949

(Continued)

OTHER PUBLICATIONS

etsy.com, "1 Set Silver End Cap Clasp—Findings Large Toggle Clasp End Caps Buckle Connector with Five Inside Loops for Jewelry Making 26mm," <<http://www.etsy.com/listing/101269004/1-set-silver-end-cap-clasp-findings?ref=market>>, Listed on Aug. 29, 2014, accessed Oct. 9, 2014.

(Continued)

Primary Examiner — Zenia Bennett

(74) *Attorney, Agent, or Firm* — Sterne, Kessler, Goldstein & Fox P.L.L.C.

(57) **CLAIM**

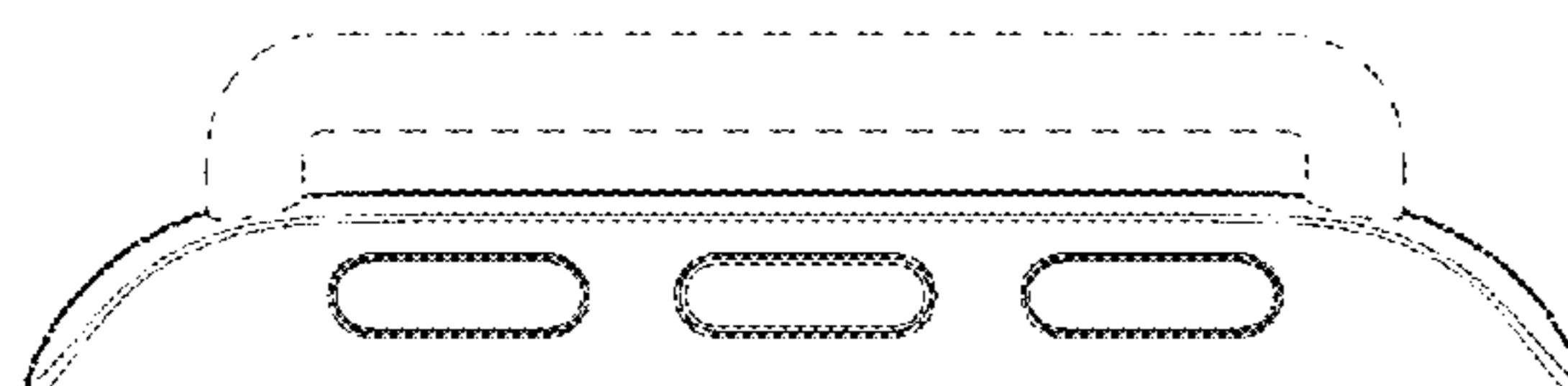

The ornamental design for a band attachment, as shown and described.

DESCRIPTION

FIG. 1 is a bottom front perspective view of a band attachment showing our new design;
FIG. 2 is a top rear perspective view thereof;
FIG. 3 is a front view thereof;
FIG. 4 is a rear view thereof;
FIG. 5 is a left side view thereof;
FIG. 6 is a right side view thereof;
FIG. 7 is a top view thereof; and,
FIG. 8 is a bottom view thereof.

The broken lines in the Figures show portions of the band attachment that form no part of the claimed design.

1 Claim, 4 Drawing Sheets



(56)

References Cited

OTHER PUBLICATIONS

U.S. PATENT DOCUMENTS

3,675,284 A 7/1972 Rieth
 3,965,670 A * 6/1976 Ihringer A44C 5/14
 224/175
 5,363,351 A 11/1994 Carney
 6,101,842 A 8/2000 Delacretaz
 D473,818 S 4/2003 Salvisberg
 D494,098 S 8/2004 Cohen
 8,601,784 B2 12/2013 Kaltenrieder
 D724,469 S 3/2015 Akana et al.
 D727,787 S * 4/2015 Akana D11/94
 D731,346 S * 6/2015 Akana D11/3
 D747,234 S * 1/2016 Akana D11/3
 D748,008 S * 1/2016 Akana D11/94
 D748,009 S * 1/2016 Akana D11/94
 D748,010 S * 1/2016 Akana D11/94
 D748,527 S * 2/2016 Akana D11/94
 D749,450 S * 2/2016 Akana D11/3
 D749,460 S * 2/2016 Akana D11/94
 D749,977 S * 2/2016 Akana D11/3
 D750,524 S * 3/2016 Akana D11/3
 D750,525 S * 3/2016 Akana D11/3
 2007/0125123 A1 6/2007 Sierra
 2012/0312052 A1 12/2012 Yliluoma et al.
 2014/0096345 A1 4/2014 Tschumi
 2014/0098649 A1 4/2014 Tschumi

FOREIGN PATENT DOCUMENTS

GB 2082277 5/1984
 WO 2013182397 A1 12/2013

Design U.S. Appl. No. 29/498,990, filed Aug. 11, 2014.
 Design U.S. Appl. No. 29/499,052, filed Aug. 11, 2014.
 Design U.S. Appl. No. 29/498,997, filed Aug. 11, 2014.
 Design U.S. Appl. No. 29/498,996, filed Aug. 11, 2014.
 Design U.S. Appl. No. 29/498,995, filed Aug. 11, 2014.
 Design U.S. Appl. No. 29/498,994, filed Aug. 11, 2014.
 Design U.S. Appl. No. 29/498,987, filed Aug. 11, 2014.
 Design U.S. Appl. No. 29/501,763, filed Sep. 8, 2014.
 Design U.S. Appl. No. 29/499,069, filed Aug. 11, 2014.
 Design U.S. Appl. No. 29/499,067, filed Aug. 11, 2014.
 Design U.S. Appl. No. 29/499,068, filed Aug. 11, 2014.
 Design U.S. Appl. No. 29/499,061, filed Aug. 11, 2014.
 Design U.S. Appl. No. 29/501,760, filed Sep. 8, 2014.
 Design U.S. Appl. No. 29/501,772, filed Sep. 8, 2014.
 Design U.S. Appl. No. 29/501,152, filed Sep. 2, 2014.
 Design U.S. Appl. No. 29/499,088, filed Aug. 11, 2014.
 Design U.S. Appl. No. 29/499,091, filed Aug. 11, 2014.
 Design U.S. Appl. No. 29/499,090, filed Aug. 11, 2014.
 Design U.S. Appl. No. 29/499,080, filed Aug. 11, 2014.
 Design U.S. Appl. No. 29/499,081, filed Aug. 11, 2014.
 Design U.S. Appl. No. 29/499,082, filed Aug. 11, 2014.
 Design U.S. Appl. No. 29/501,624, filed Sep. 5, 2014.
 Design U.S. Appl. No. 29/501,733, filed Sep. 8, 2014.
 Design U.S. Appl. No. 29/501,720, filed Sep. 8, 2014.
 Design U.S. Appl. No. 29/501,722, filed Sep. 8, 2014.
 Design U.S. Appl. No. 29/501,746, filed Sep. 8, 2014.
 Design U.S. Appl. No. 29/501,759, filed Sep. 8, 2014.
 Design U.S. Appl. No. 29/501,723, filed Sep. 8, 2014.
 Design U.S. Appl. No. 29/501,737, filed Sep. 8, 2014.

* cited by examiner

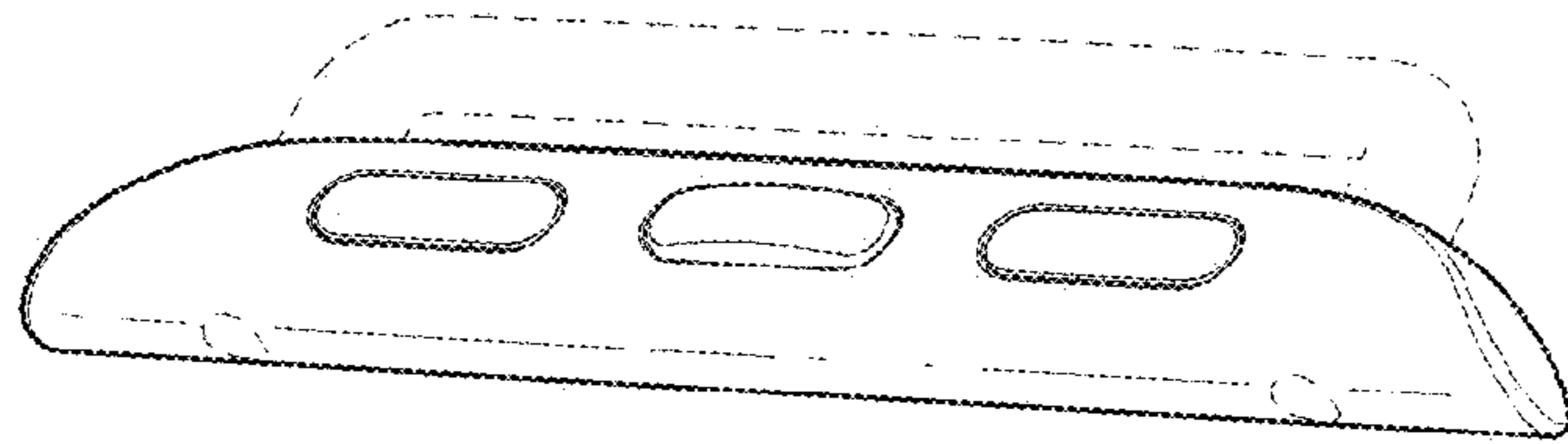


FIG. 1

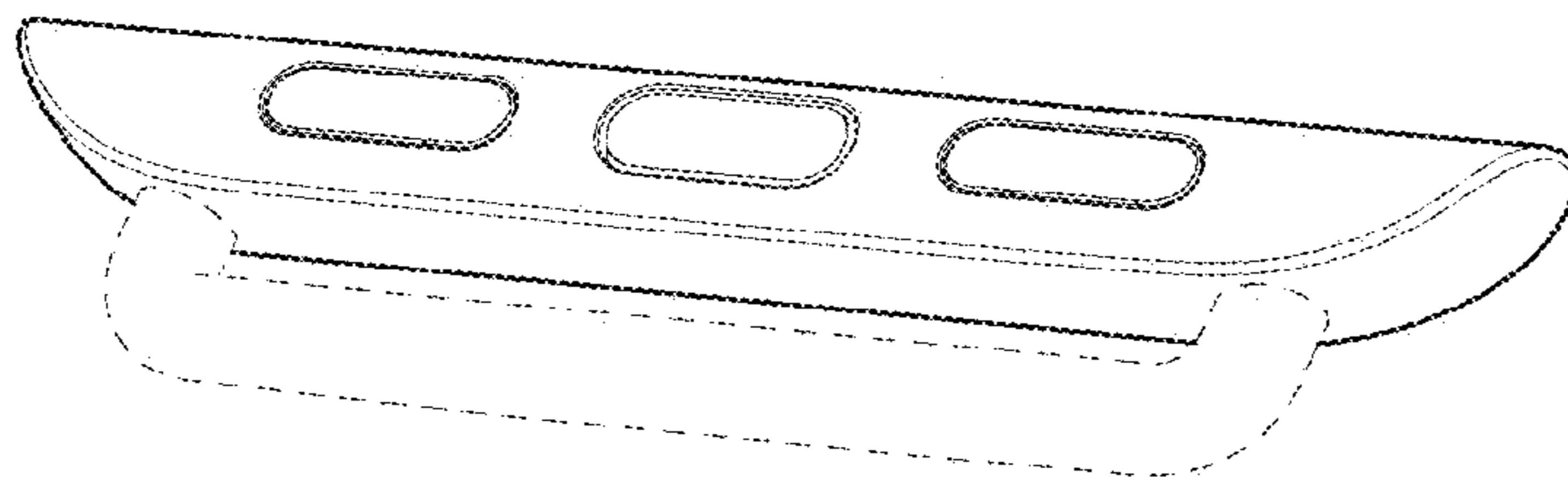


FIG. 2

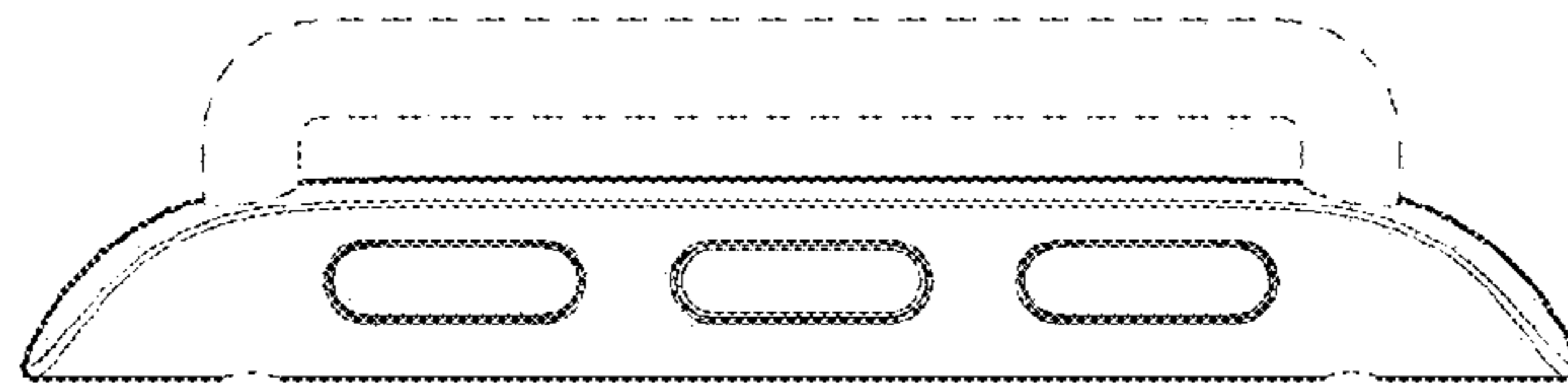


FIG. 3

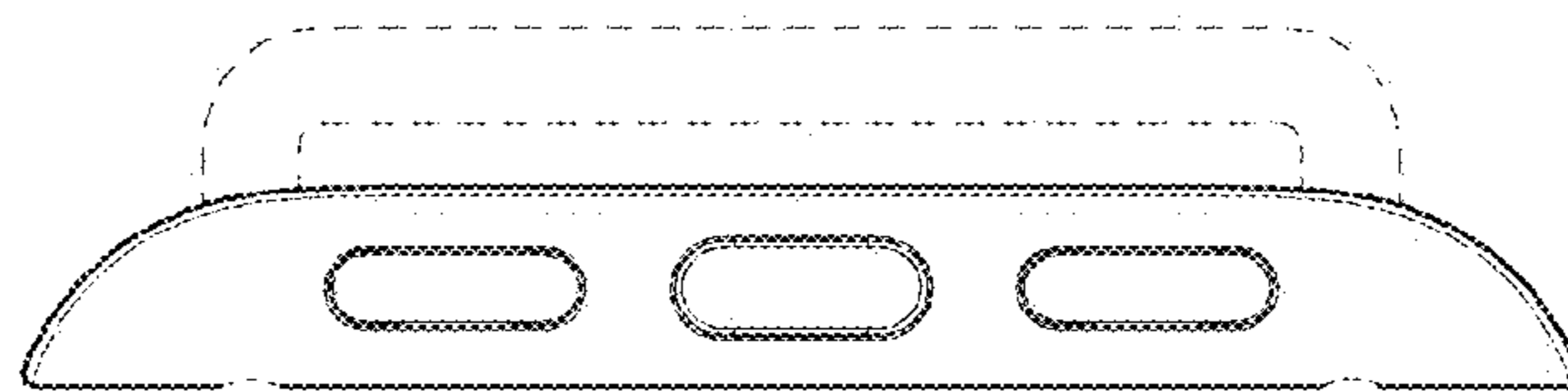


FIG. 4



FIG. 5




FIG. 6



FIG. 7



FIG. 8