



US00D764941S

(12) **United States Design Patent** (10) **Patent No.:** **US D764,941 S**
Balgañon Canela et al. (45) **Date of Patent:** **** Aug. 30, 2016**

(54) **PROMOTIONAL BAG FOR THE PRESERVATION OF MANUFACTURED TOBACCO**

(71) Applicant: **Packaging Innovation S. DE RL.**,
Ciudad de Panamá (PA)
(72) Inventors: **Pedro Balgañon Canela**, Ciudad de Panamá (PA); **Diego Barrero**, Ciudad de Panamá (PA)
(73) Assignee: **Packaging Innovation S. DE RL.**,
Ciudad de Panamá (PA)

(**) Term: **15 Years**

(21) Appl. No.: **29/532,594**

(22) Filed: **Jul. 8, 2015**

(30) **Foreign Application Priority Data**

Mar. 23, 2015 (ES) 201500220

(51) **LOC (10) Cl.** **09-05**

(52) **U.S. Cl.**
USPC **D9/705**

(58) **Field of Classification Search**

USPC D9/702-714, 414-415, 417-418, 737, D9/424, 430-433, 730-732, 756, 761; D7/549, 553.2, 590, 602; D3/201, D3/203.1, 203.3, 303, 202; 206/527, 4.27, 206/807, 260, 811, 103, 203, 207; 220/23.4, 500, 666; 229/120.02, 229/120.011, 87.06; 426/114-115, 119, 426/120; 222/92, 107, 215, 206
CPC B29D 5/00; B65D 33/00; B65D 33/14; B65D 33/16; B65D 33/24; B65D 33/165; A44B 19/00; A44B 19/16; B32B 3/06

See application file for complete search history.

(56) **References Cited**

U.S. PATENT DOCUMENTS

D451,378 S *	12/2001	Kinigakis	D9/709
D467,170 S *	12/2002	Kinigakis	D9/709
D588,931 S *	3/2009	Kim	D9/658
D659,014 S *	5/2012	Blythe	D9/709
D694,651 S *	12/2013	Sam	D9/709
D710,212 S *	8/2014	Coleman	D9/709
D712,206 S *	9/2014	Ostroy	D7/601
D739,263 S *	9/2015	Sam	D9/709
D741,197 S *	10/2015	Sam	D9/709
2005/0025392 A1 *	2/2005	Stolmeier	B65D 33/2591 383/5
2007/0292052 A1 *	12/2007	Hui	B65D 33/2591 383/63

* cited by examiner

Primary Examiner — Abraham Bahta

(74) *Attorney, Agent, or Firm* — Maier & Maier, PLLC


(57) **CLAIM**

The ornamental design for a promotional bag for the preservation of manufactured tobacco, as shown and described.

DESCRIPTION

FIG. 1 is a front perspective view of a promotional bag for the preservation of manufactured tobacco;
FIG. 2 is a front elevation view thereof;
FIG. 3 is a left side elevation view thereof;
FIG. 4 is a right side elevation view thereof;
FIG. 5 is a top plan view thereof;
FIG. 6 is a bottom plan view thereof; and,
FIG. 7 is a rear elevation view thereof.

1 Claim, 7 Drawing Sheets



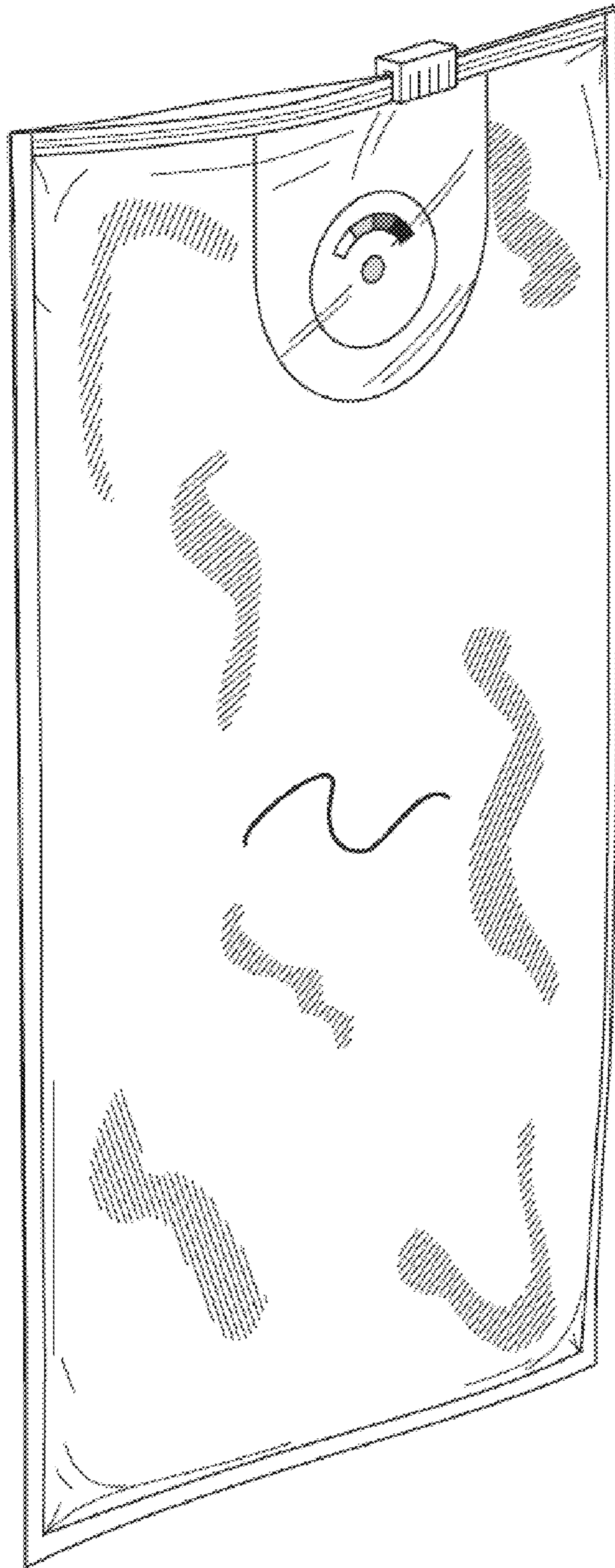


FIG. 1

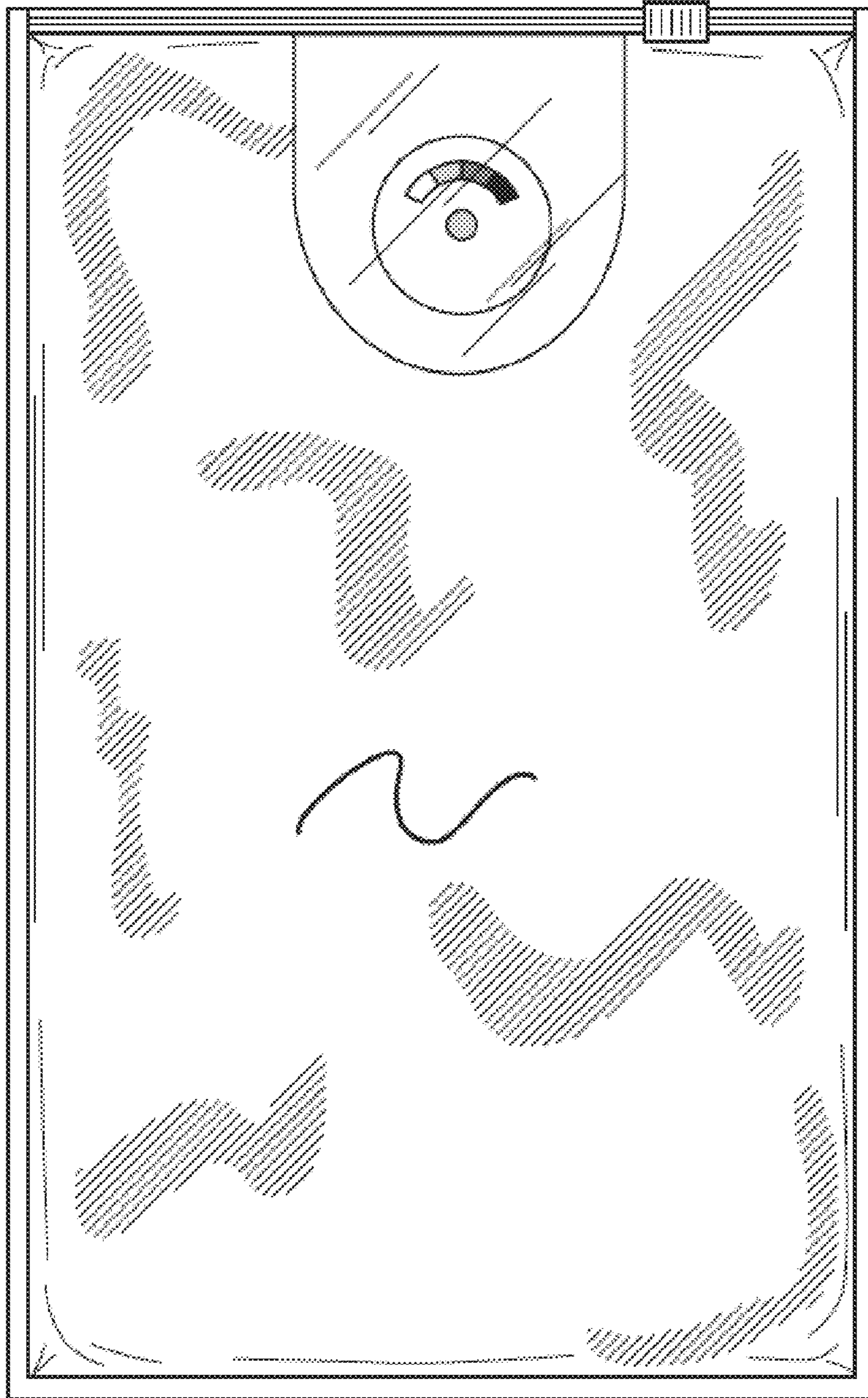


FIG. 2



FIG. 3



FIG. 4



FIG. 5



FIG. 6




FIG. 7