



US00D764931S

(12) **United States Design Patent** (10) **Patent No.:** **US D764,931 S**  
**Ueda** (45) **Date of Patent:** **\*\* Aug. 30, 2016**

- (54) **FLEXIBLE POUCH**
- (71) Applicant: **FUJI SEAL INTERNATIONAL, INC.**, Osaka-shi, Osaka (JP)
- (72) Inventor: **Osao Ueda**, Osaka (JP)
- (73) Assignee: **FUJI SEAL INTERNATIONAL, INC.**, Osaka (JP)
- (\*\*) Term: **14 Years**
- (21) Appl. No.: **29/520,263**
- (22) Filed: **Mar. 12, 2015**
- (51) **LOC (10) Cl.** ..... **09-05**
- (52) **U.S. Cl.**  
USPC ..... **D9/702**
- (58) **Field of Classification Search**  
USPC ..... D9/702-714, 434-435, 522, 696, 440, D9/444, 415-417; 206/822, 811; 383/61.1, 383/63, 80-81, 106, 103-104, 203, 901, 383/108, 119; 222/92, 107, 215; 220/260, 220/288, 495.03; D24/118; D7/317, 321  
CPC .... B65D 79/005; B65D 35/08; B65D 35/00; B65D 35/10; B65D 35/26; B65D 75/008; B65D 75/52; B65D 75/00  
See application file for complete search history.

- D455,645 S 4/2002 Bell et al.
- D466,800 S 12/2002 Jones
- D473,132 S 4/2003 Berman
- D474,682 S 5/2003 Berman
- D474,683 S 5/2003 Berman
- D490,303 S 5/2004 Berman
- D497,544 S 10/2004 Berman
- D502,092 S 2/2005 Berman
- D504,610 S 5/2005 Berman
- D508,413 S 8/2005 Ueda
- D523,758 S 6/2006 Risgalla
- D526,573 S 8/2006 Ueda
- D527,278 S 8/2006 Ueda
- D528,011 S 9/2006 Ueda
- D532,703 S 11/2006 Wild
- D557,614 S \* 12/2007 Murray ..... D9/708

(Continued)

**FOREIGN PATENT DOCUMENTS**

- JP D1390880 S 6/2010
- JP D1415534 S 6/2011

*Primary Examiner* — Abraham Bahta  
(74) *Attorney, Agent, or Firm* — Oliff PLC

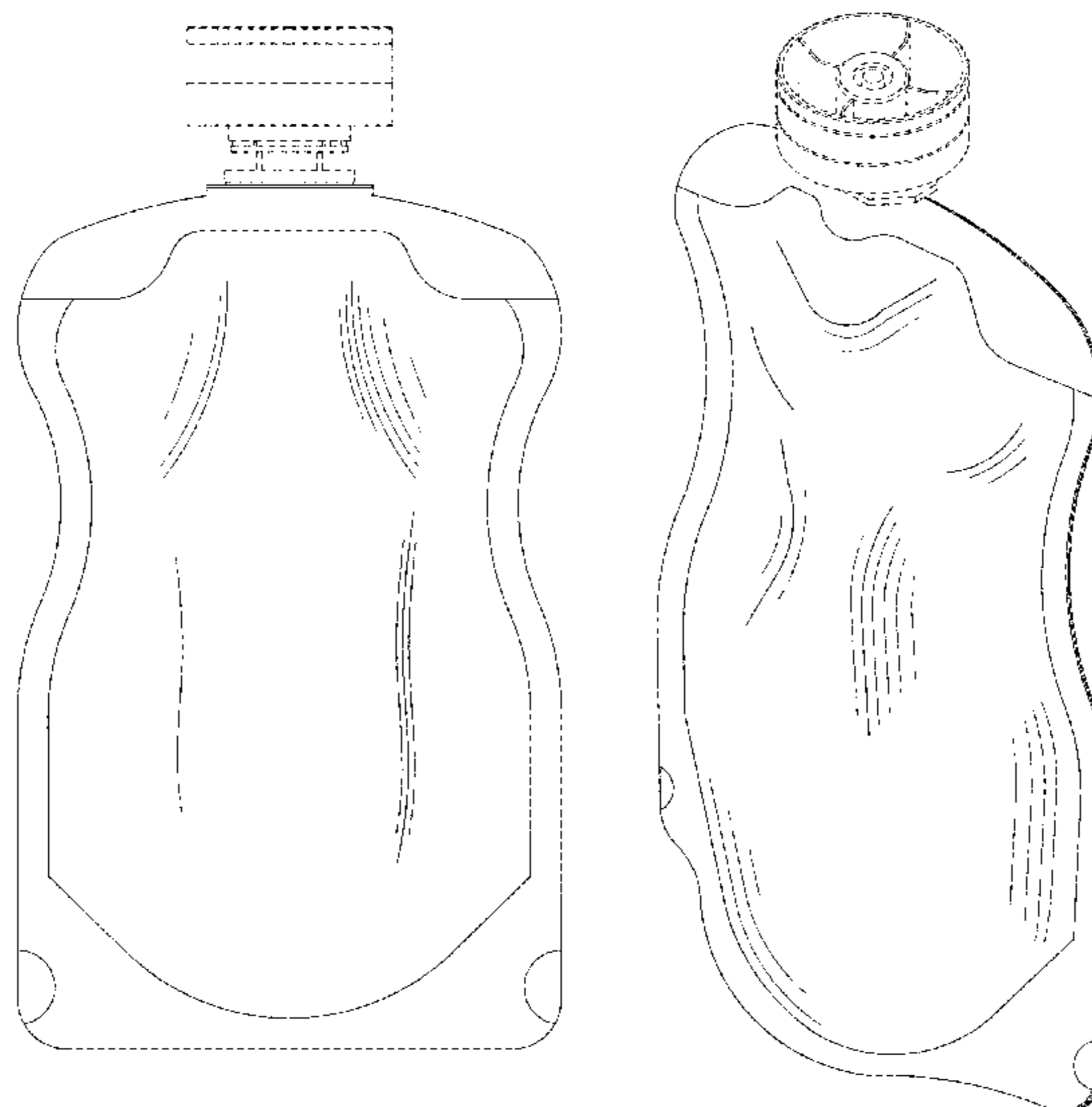
(57) **CLAIM**  
The ornamental design for a flexible pouch, as shown and described.

**DESCRIPTION**

FIG. 1 is a front view of a flexible pouch;  
FIG. 2 is a left-side view thereof, the right-side view being a mirror image;  
FIG. 3 is a top view thereof;  
FIG. 4 is a bottom view thereof;  
FIG. 5 is a perspective view showing the flexible pouch in an expanded condition; and,  
FIG. 6 is a bottom view thereof showing the flexible pouch in an expanded condition.  
The broken lines depict environmental subject matter only and form no part of the claimed design.

**1 Claim, 6 Drawing Sheets**

- (56) **References Cited**  
**U.S. PATENT DOCUMENTS**  
D392,559 S 3/1998 Smith et al.  
D420,900 S 2/2000 Berman  
D425,410 S 5/2000 Berman  
D433,625 S 11/2000 Berman  
D434,976 S 12/2000 Berman  
D436,847 S 1/2001 Berman  
D436,848 S 1/2001 Berman  
D437,549 S 2/2001 Berman  
D448,988 S 10/2001 Bell et al.  
D453,295 S 2/2002 Bell et al.



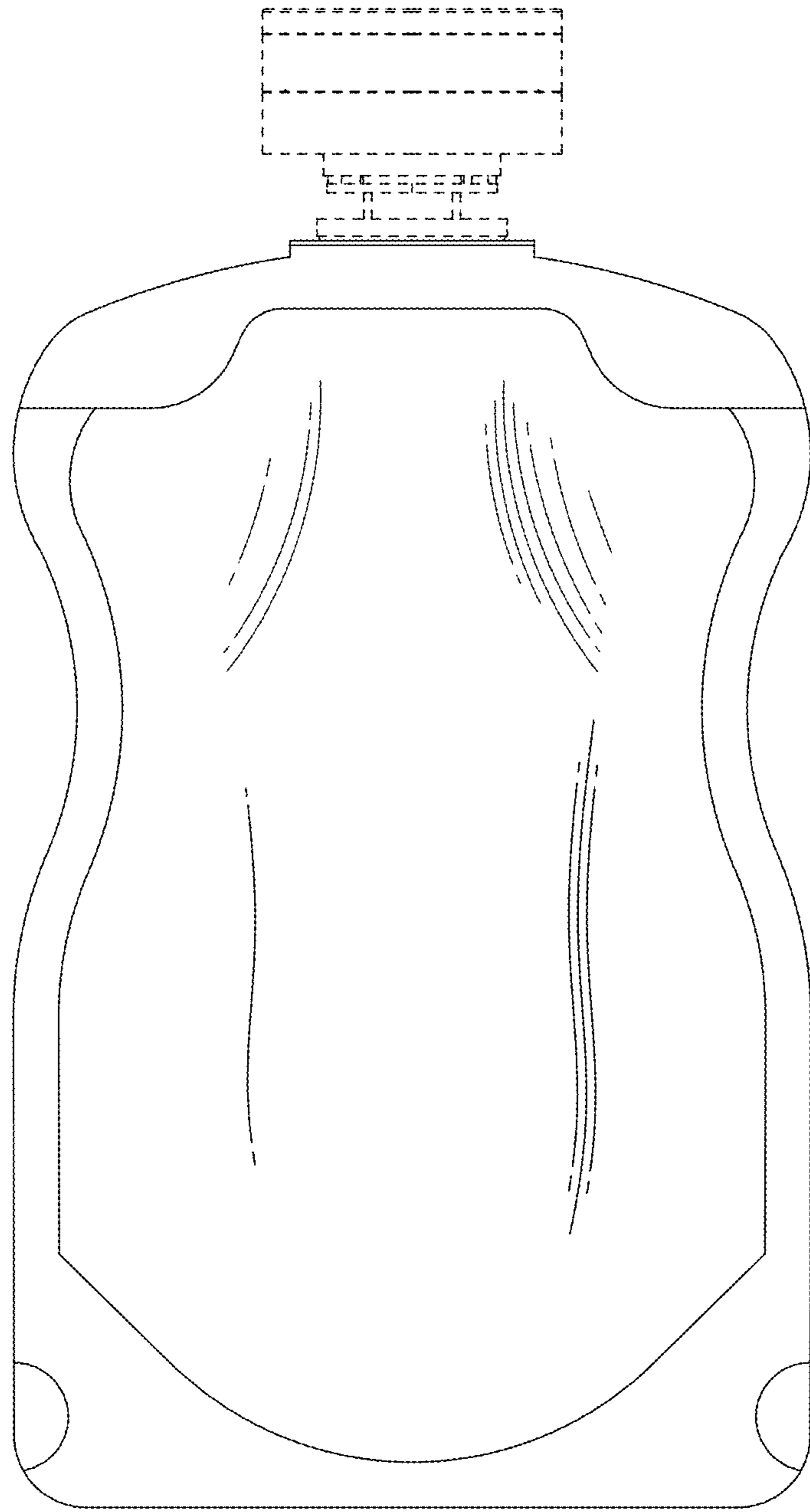
(56)

References Cited

U.S. PATENT DOCUMENTS

D560,122 S	1/2008	Fuchs et al.	
D571,672 S	6/2008	Murray	
D581,808 S	12/2008	Schwartz	
D583,255 S	12/2008	Castor	
D609,112 S *	2/2010	Koyanagi .....	D9/708
D619,018 S	7/2010	Karay et al.	
D638,720 S	5/2011	Schwartz et al.	
D656,038 S *	3/2012	Molayem .....	D9/708
D667,313 S *	9/2012	Hensen .....	D9/708
D674,707 S *	1/2013	Berman .....	D9/710
D676,335 S	2/2013	Murray	
D676,336 S *	2/2013	Murray .....	D9/707
D680,447 S *	4/2013	Fang .....	D9/710
D686,088 S *	7/2013	Murray .....	D9/708
D686,089 S	7/2013	Murray	
D689,776 S *	9/2013	Murray .....	D9/707
D693,241 S *	11/2013	Kilber .....	D9/707
D700,064 S	2/2014	Berman	
D700,066 S	2/2014	Berman	
D700,067 S *	2/2014	Murray .....	D9/710
D727,748 S *	4/2015	Murray .....	D9/710
D740,133 S *	10/2015	Murray .....	D9/708

\* cited by examiner



**FIG. 1**

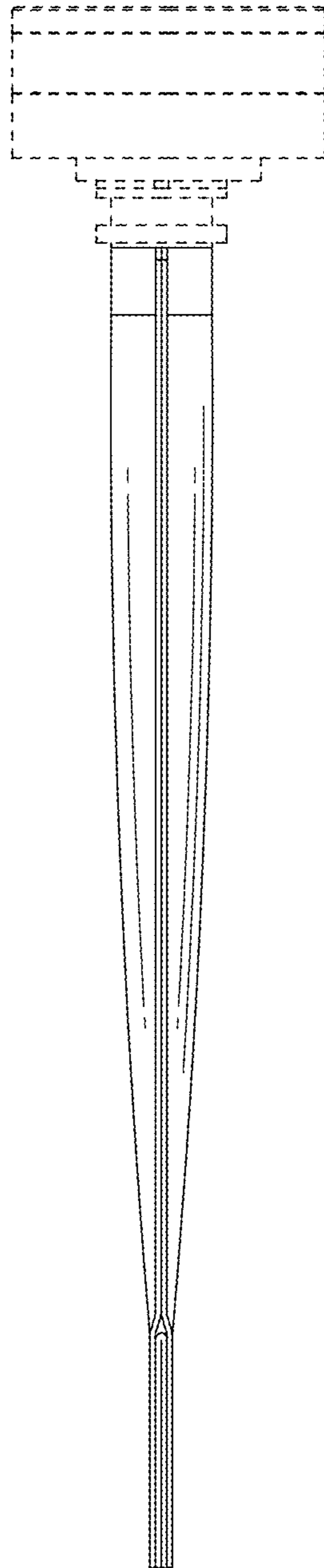
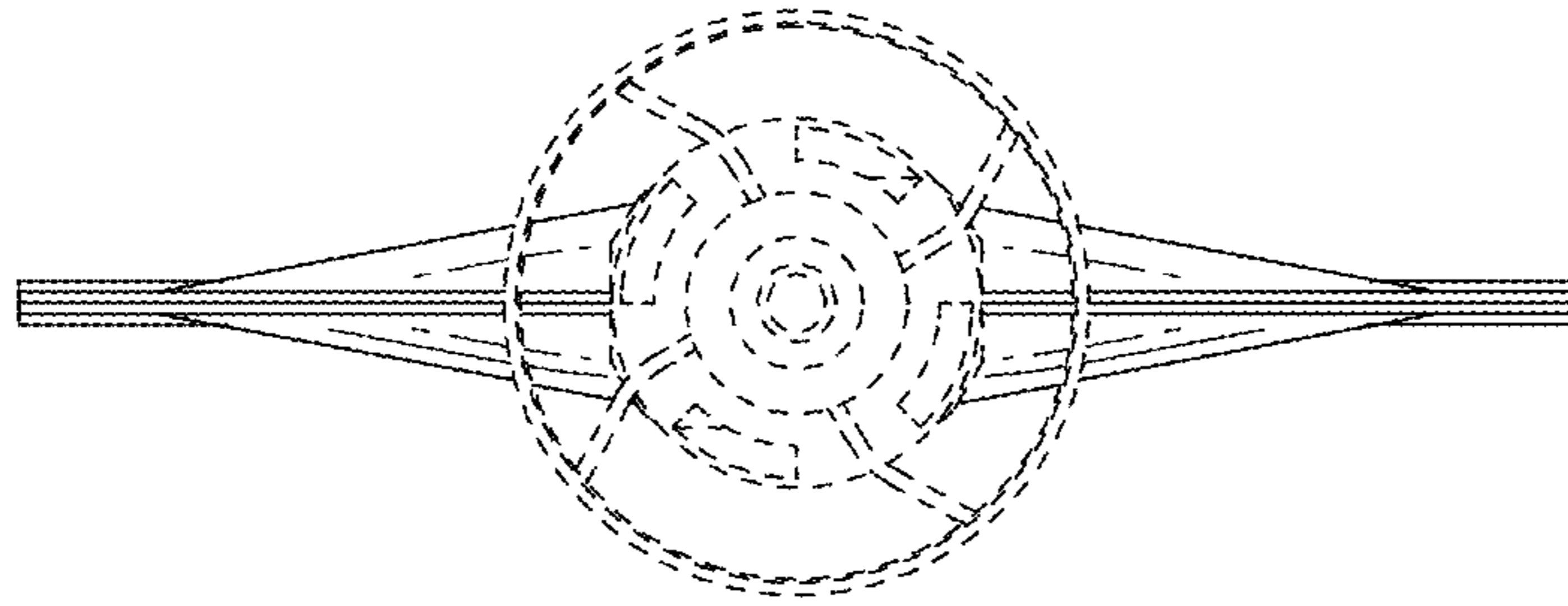
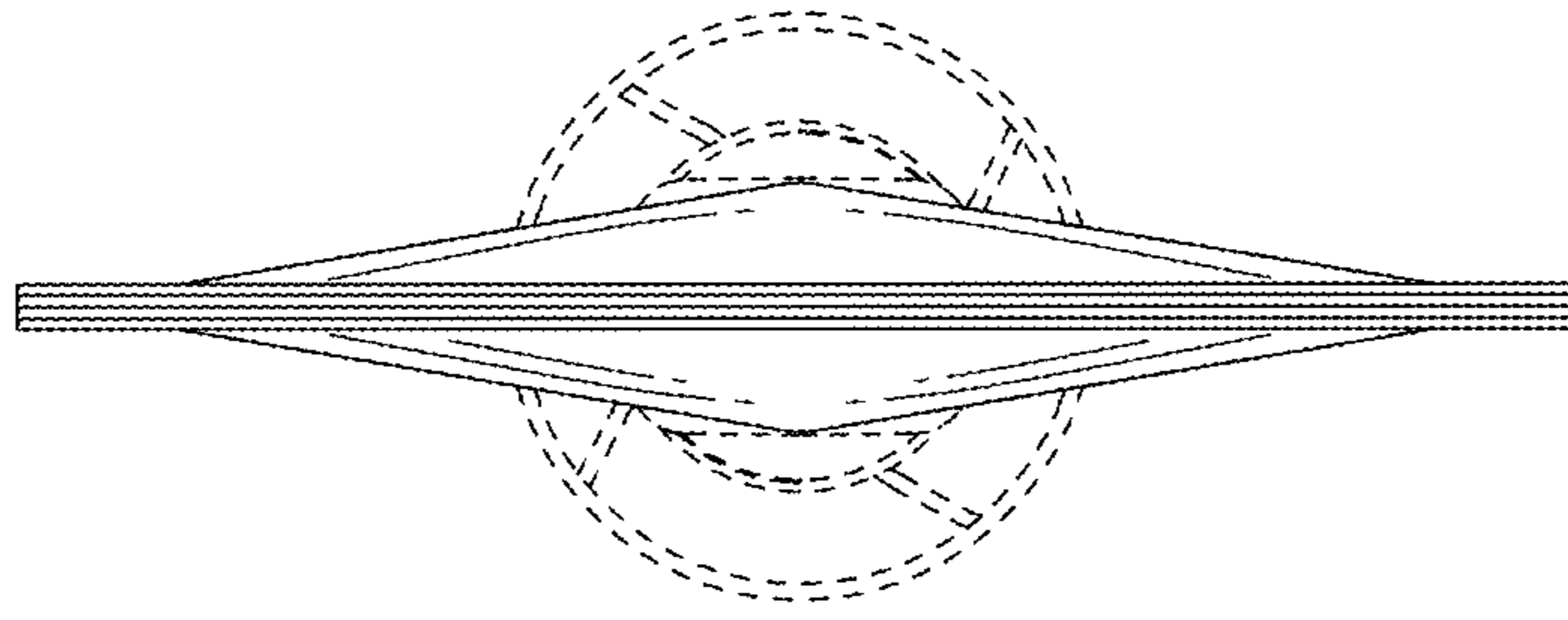


FIG. 2



**FIG. 3**



**FIG. 4**

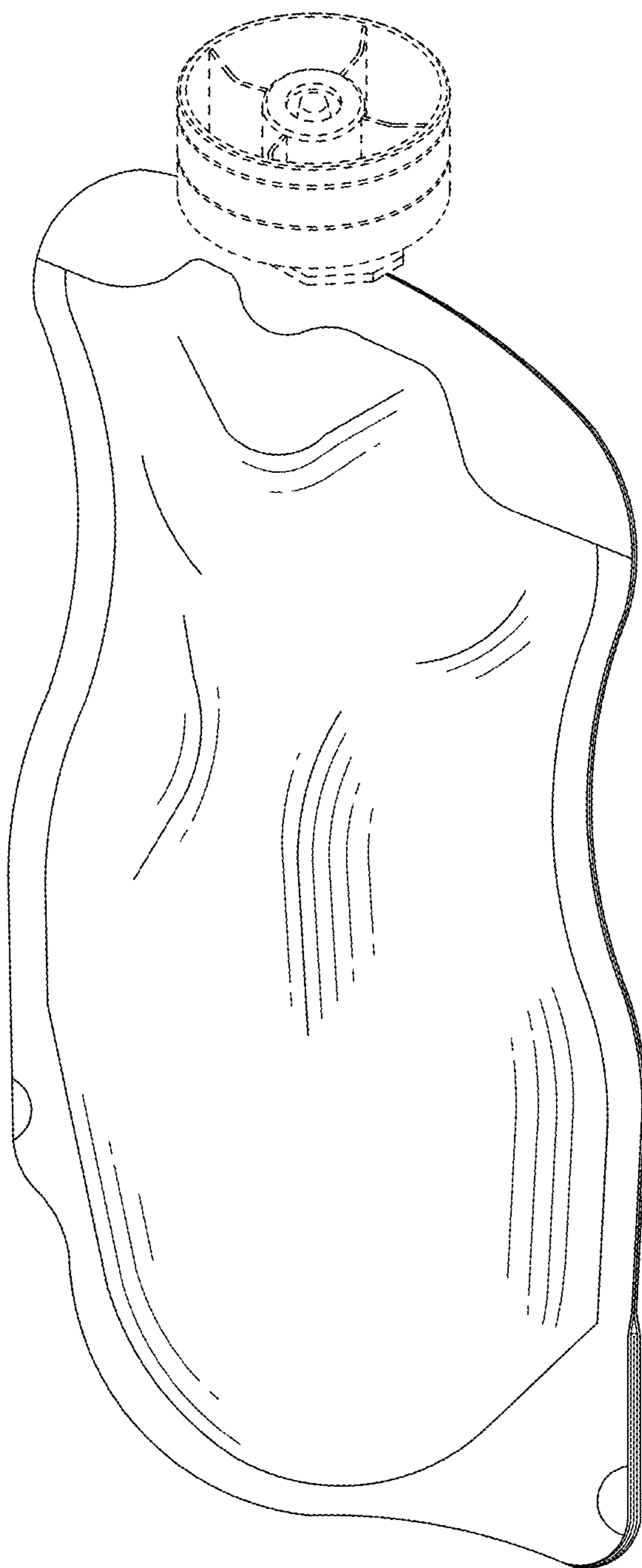
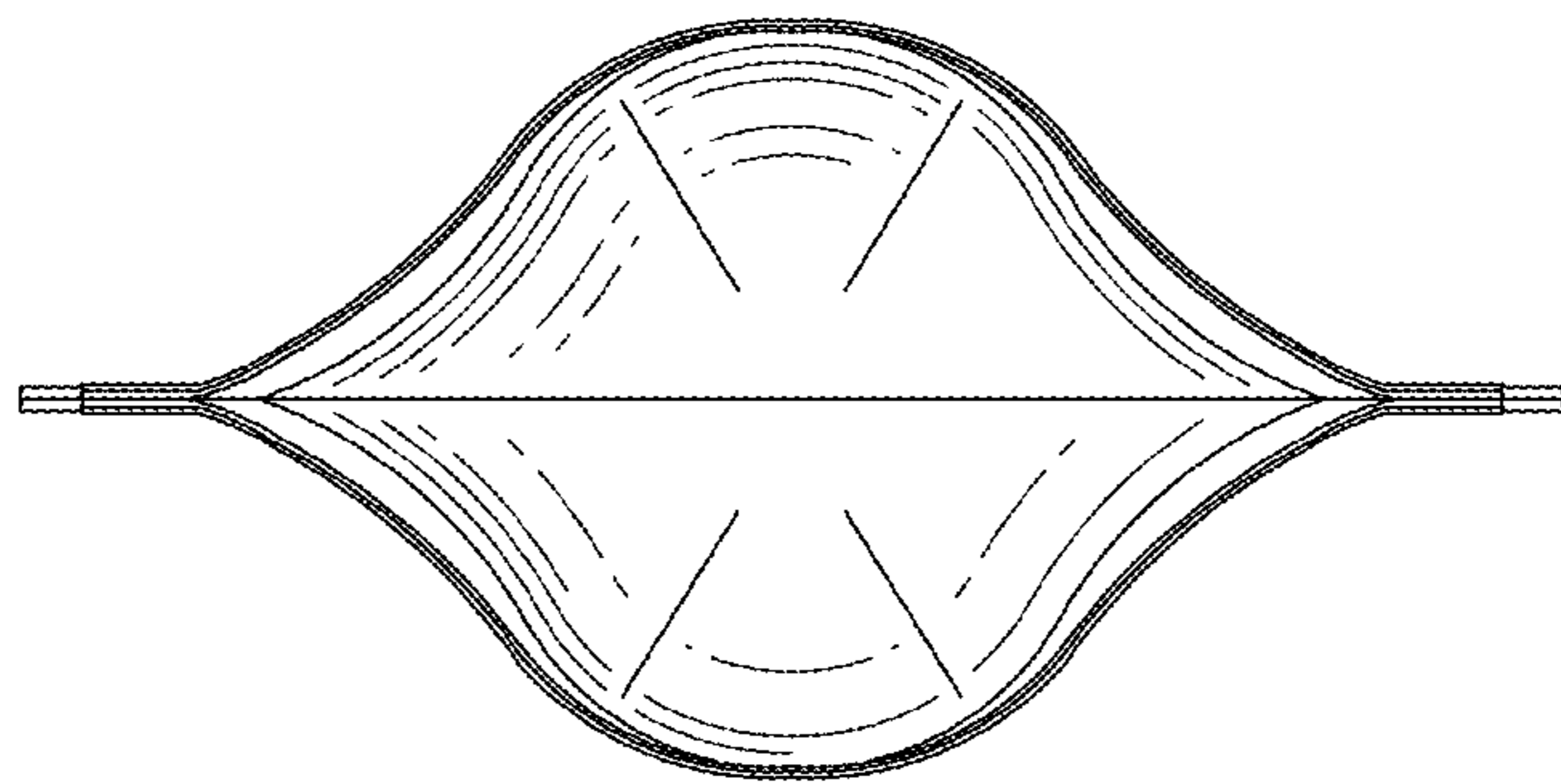


FIG. 5



**FIG. 6**