



US00D764930S

(12) **United States Design Patent** (10) **Patent No.:** **US D764,930 S**
Contessa et al. (45) **Date of Patent:** **** Aug. 30, 2016**

- (54) **LAUNDRY DETERGENT PACKAGING BAG**
- (71) Applicant: **HEX Performance, LLC**, Arnold, MD (US)
- (72) Inventors: **Joseph Contessa**, Redding, CT (US);
Drew Westervelt, Baltimore, MD (US);
Andrew C. White, Lititz, PA (US)
- (73) Assignee: **Hex Performance, LLC**, Arnold, MD (US)
- (**) Term: **14 Years**
- (21) Appl. No.: **29/519,364**
- (22) Filed: **Mar. 4, 2015**
- (51) **LOC (10) Cl.** **09-05**
- (52) **U.S. Cl.**
USPC **D9/702**
- (58) **Field of Classification Search**
USPC D9/702-714, 429-432, 447, 720, 414,
D9/434-435, 696, 716, 771, 522, 571-575,
D9/682, 738-747, 516-517, 529-530,
D9/547-549, 569, 537-538, 544, 503-505,
D9/545; 383/6, 9, 22, 96, 61.1, 80-81,
383/104, 901, 63, 203, 107, 119, 120, 123;
D24/118, 207; 222/92, 107, 206;
604/410, 403; 220/495.03, 669, 675;
215/381-385, 12.1; D3/202, 303, 232,
D3/244
See application file for complete search history.

- D448,988 S 10/2001 Bell et al.
D453,295 S 2/2002 Bell et al.
D454,487 S 3/2002 Bell et al.
D455,645 S 4/2002 Bell et al.
D478,504 S 8/2003 Crozet et al.
D508,413 S 8/2005 Ueda
D526,573 S 8/2006 Ueda
D528,011 S 9/2006 Ueda
D551,568 S 9/2007 Berman
D558,601 S 1/2008 Berman
D560,122 S 1/2008 Fuchs et al.
D581,808 S 12/2008 Schwartz
D582,788 S 12/2008 Smith
D583,255 S 12/2008 Castor
D680,446 S 4/2013 Moynihan
D680,447 S 4/2013 Fang
D680,880 S 4/2013 Johnson et al.
D691,898 S 10/2013 Johnson, Jr. et al.
D699,128 S 2/2014 Moynihan
D701,774 S 4/2014 Steigelman
D707,499 S 6/2014 Murray

(Continued)

Primary Examiner — Abraham Bahta
(74) *Attorney, Agent, or Firm* — Sheridan Law, LLC

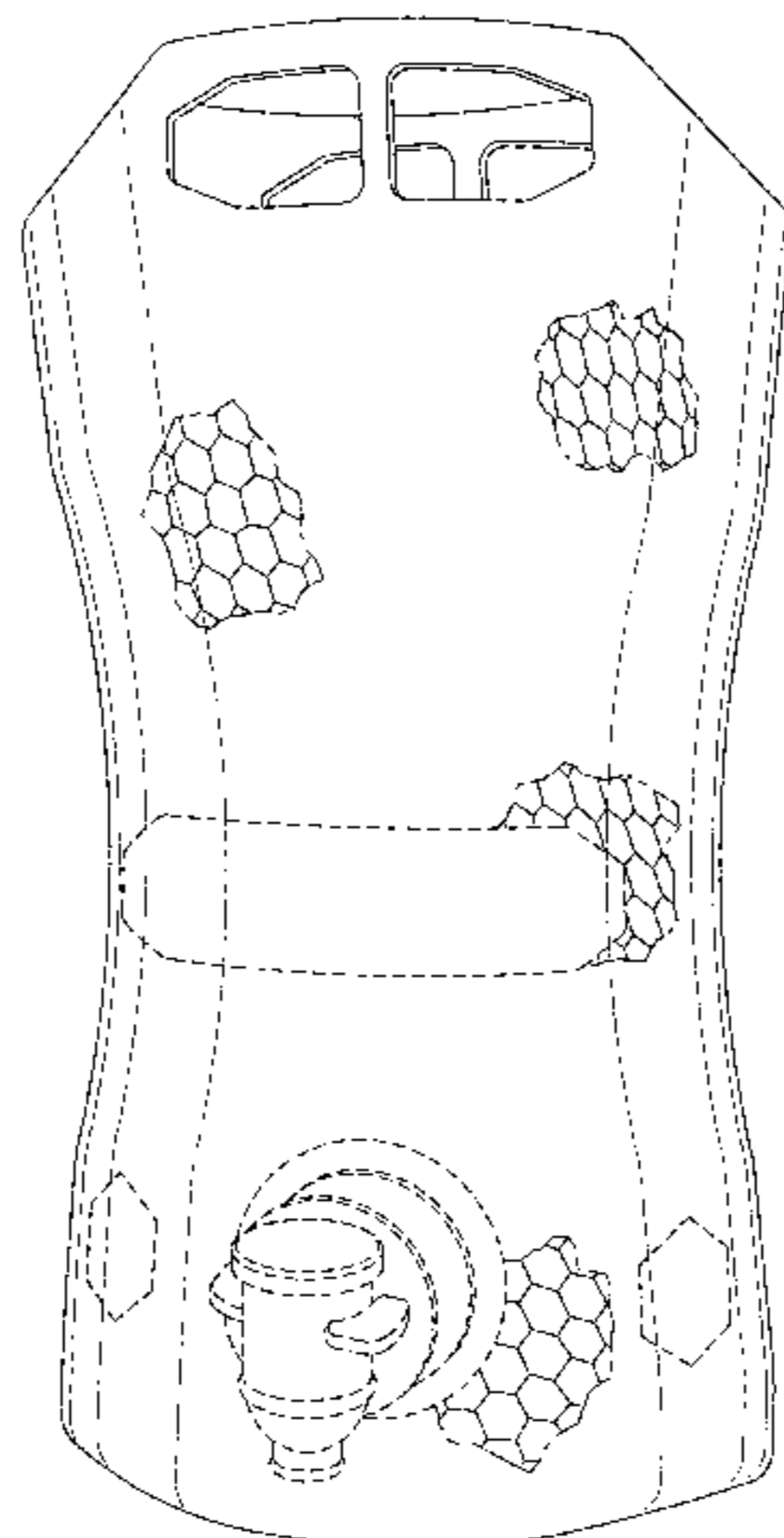
(57) **CLAIM**
The ornamental design for a laundry detergent packaging bag, as shown and described.

DESCRIPTION

FIG. 1 is a perspective view of the laundry detergent packaging bag, showing our new design;
FIG. 2 is a front elevational view thereof;
FIG. 3 is a rear elevational view thereof;
FIG. 4 is a left side elevational view thereof;
FIG. 5 is a right side elevational view thereof;
FIG. 6 is a top plan view thereof;
FIG. 7 is a bottom plan view thereof.
The broken line showing of portions of the laundry detergent packaging bag is included for the purpose of illustrating environmental structure and forms no part of the claimed design.

1 Claim, 7 Drawing Sheets

- (56) **References Cited**
U.S. PATENT DOCUMENTS
- D237,018 S * 9/1975 Betka et al. D24/118
D392,559 S 3/1998 Smith et al.
D409,481 S 5/1999 Smith et al.
D412,665 S 8/1999 Smith et al.
6,076,968 A 6/2000 Smith et al.
D435,440 S 12/2000 Croft et al.
6,164,825 A 12/2000 Larkin et al.



US D764,930 S

Page 2

(56)

References Cited

U.S. PATENT DOCUMENTS

D711,251 S 8/2014 Epstein et al.
D714,657 S 10/2014 White

D716,667 S 11/2014 James et al.
D716,668 S 11/2014 James et al.
9,211,987 B2* 12/2015 James B65D 75/008

* cited by examiner

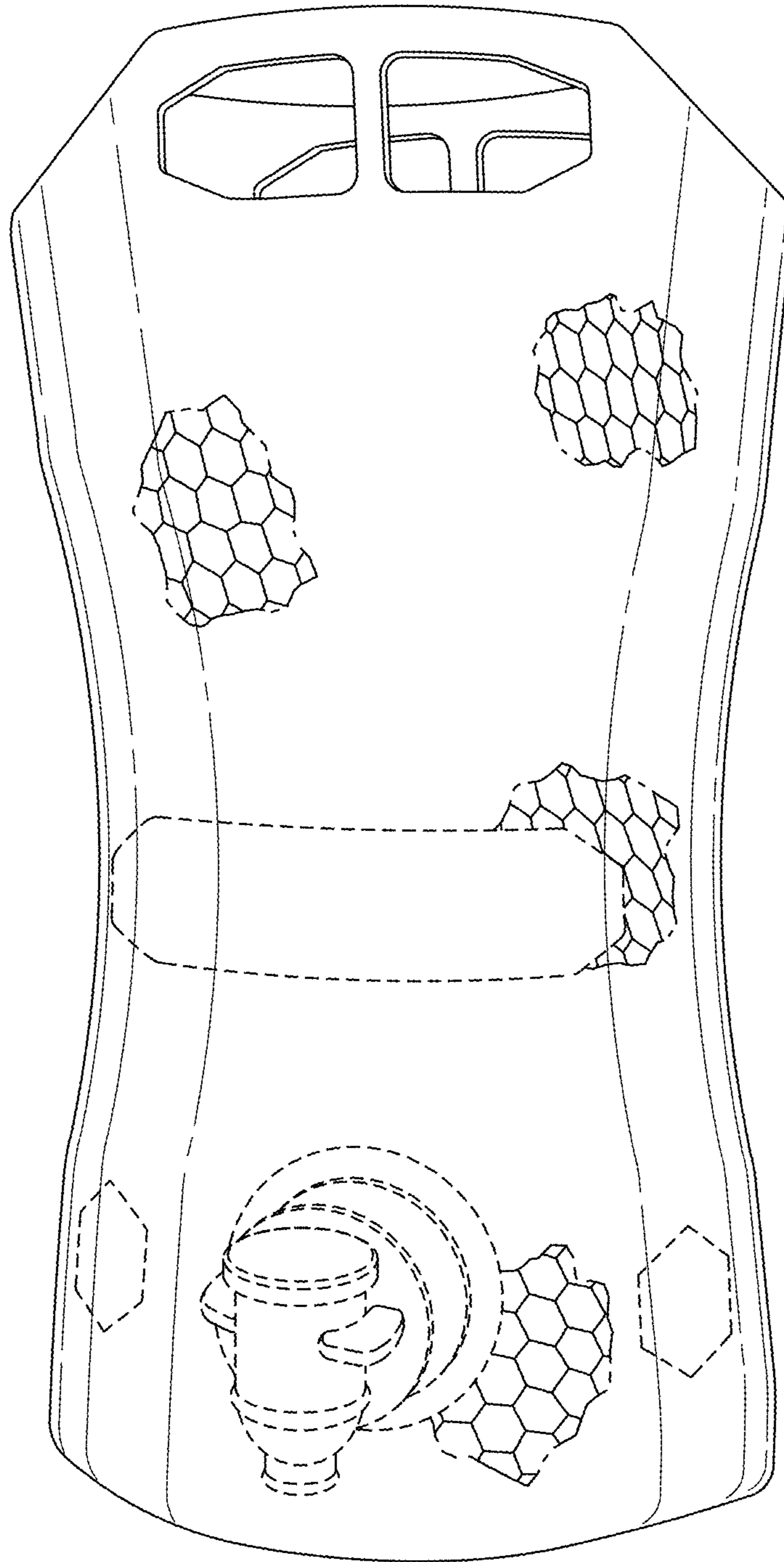


FIG. 1

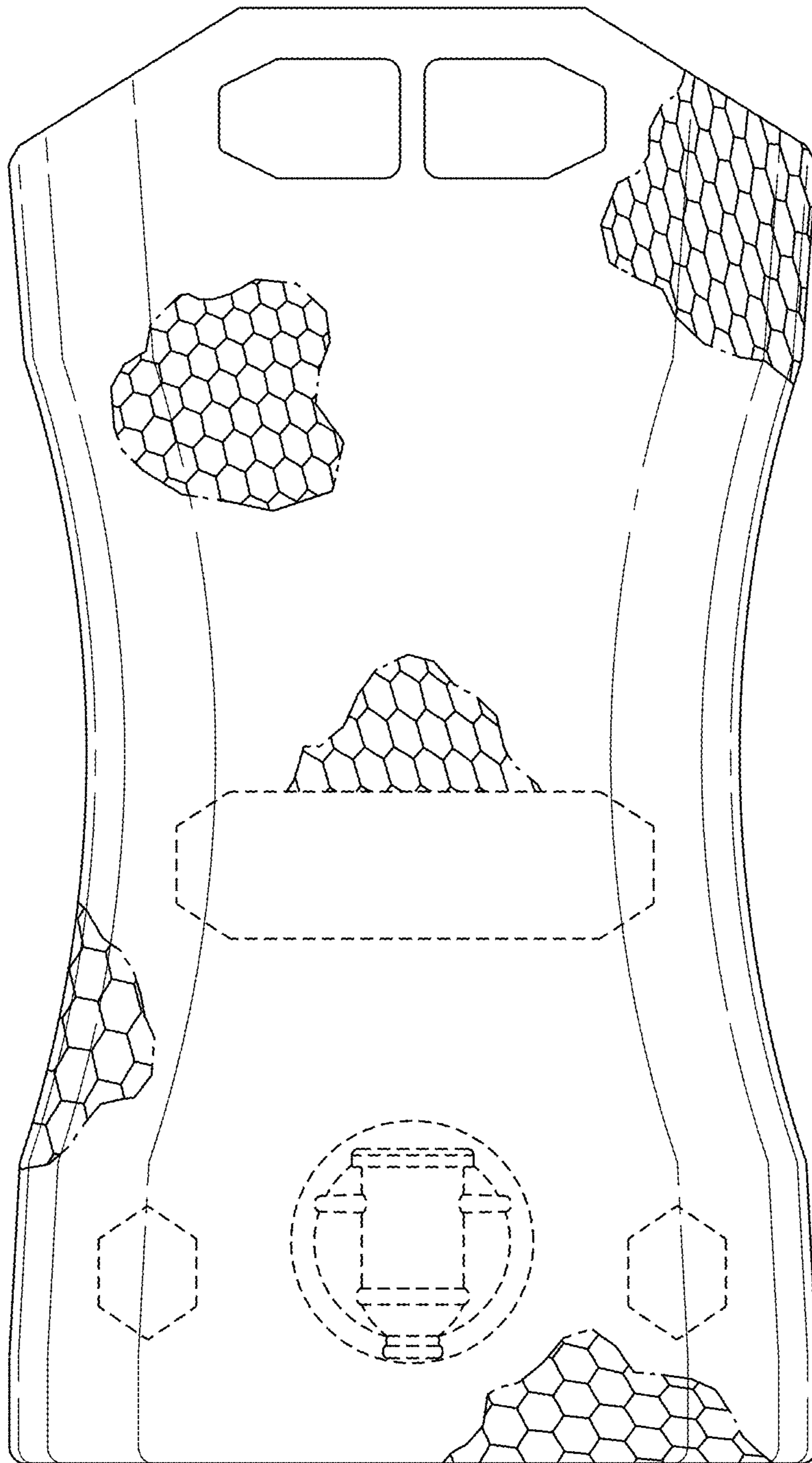


FIG. 2

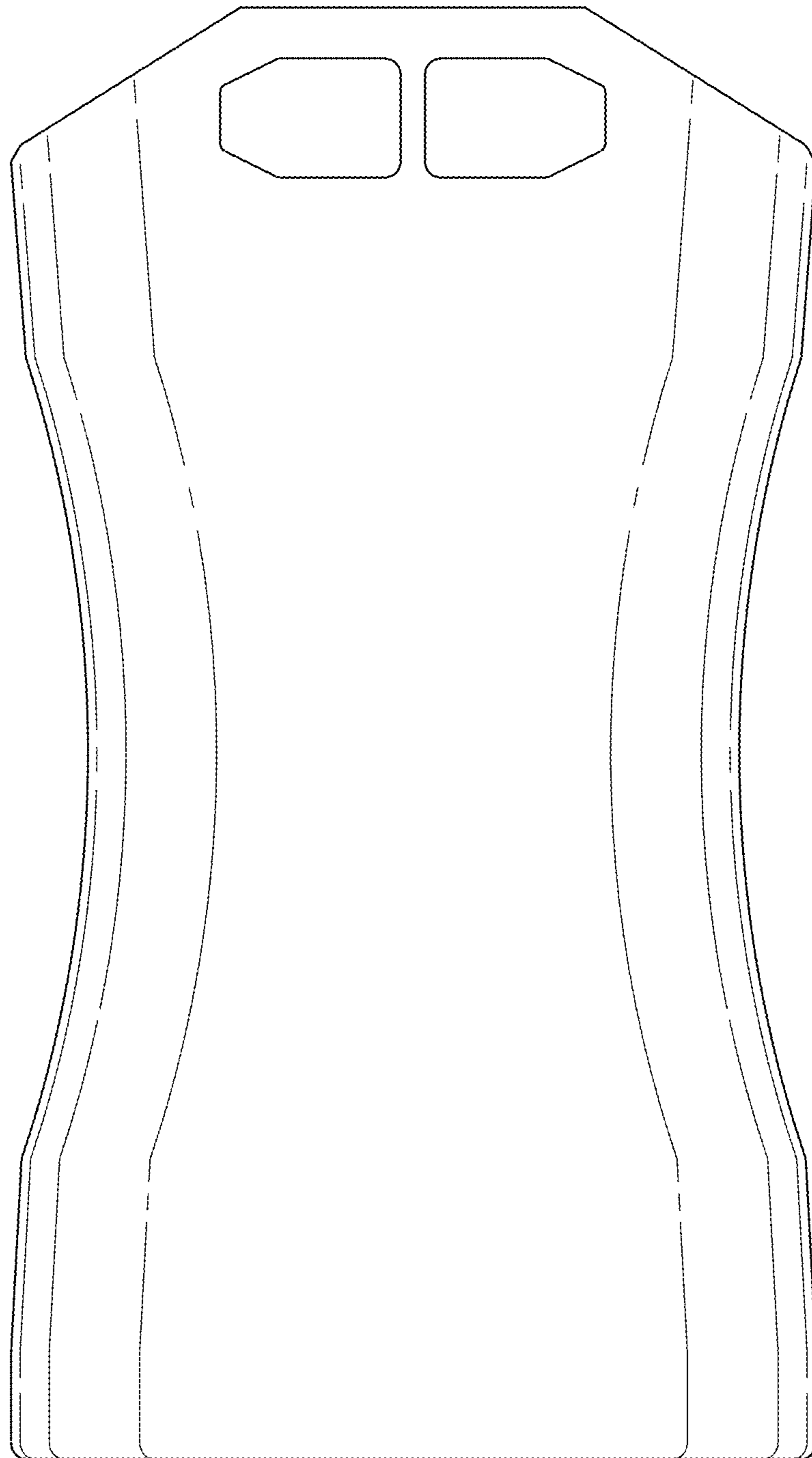


FIG. 3

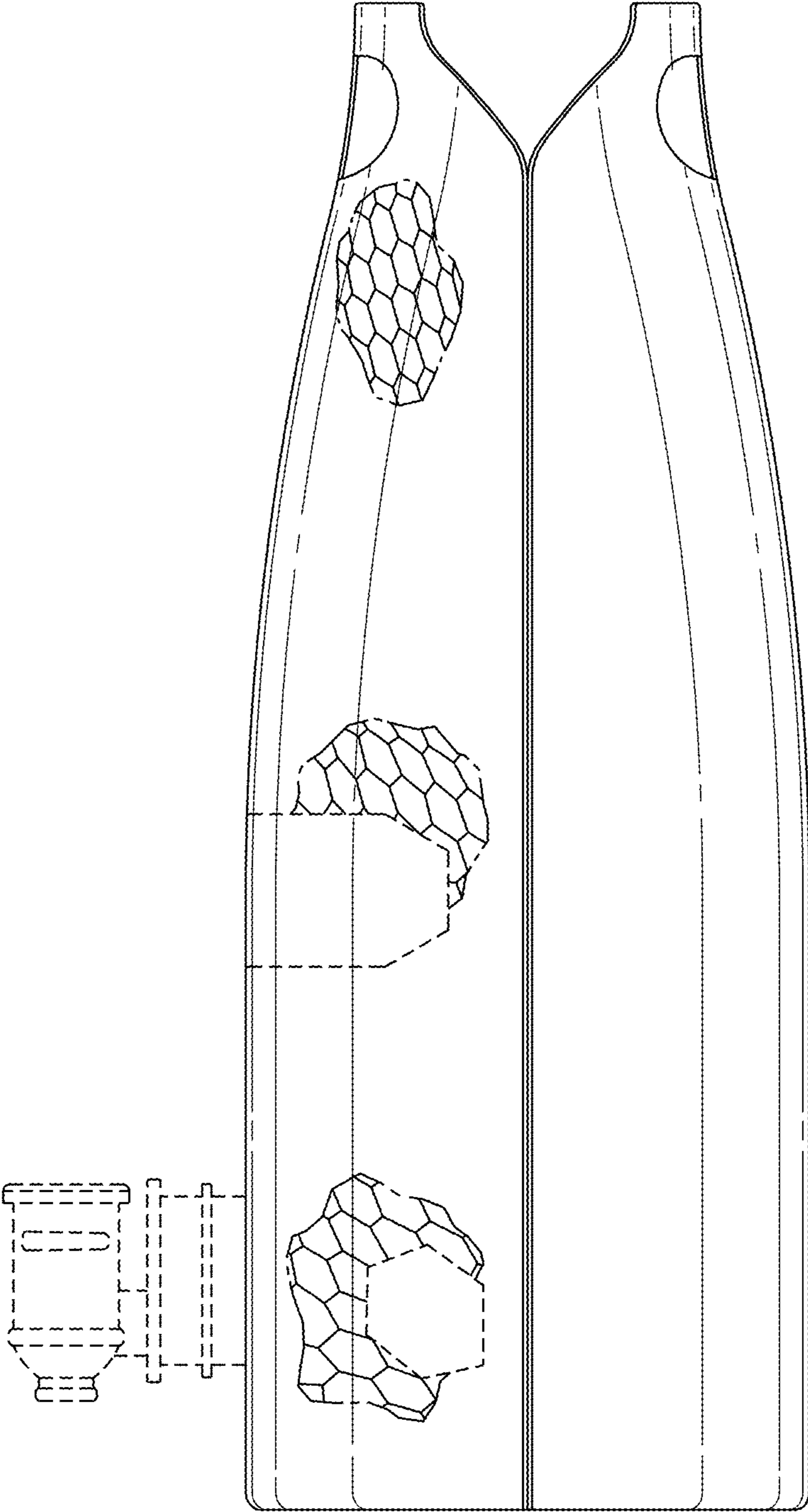


FIG. 4

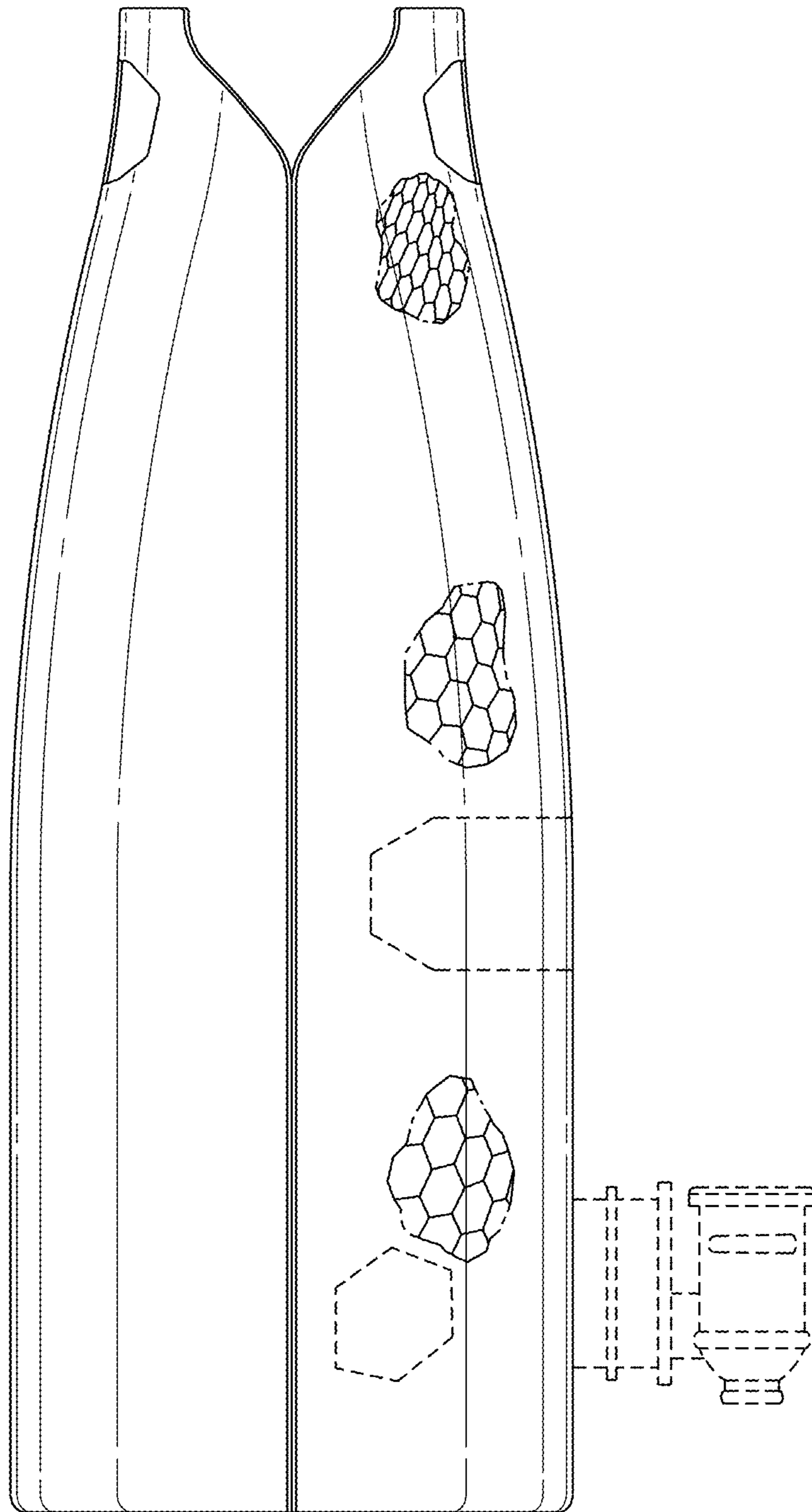


FIG. 5

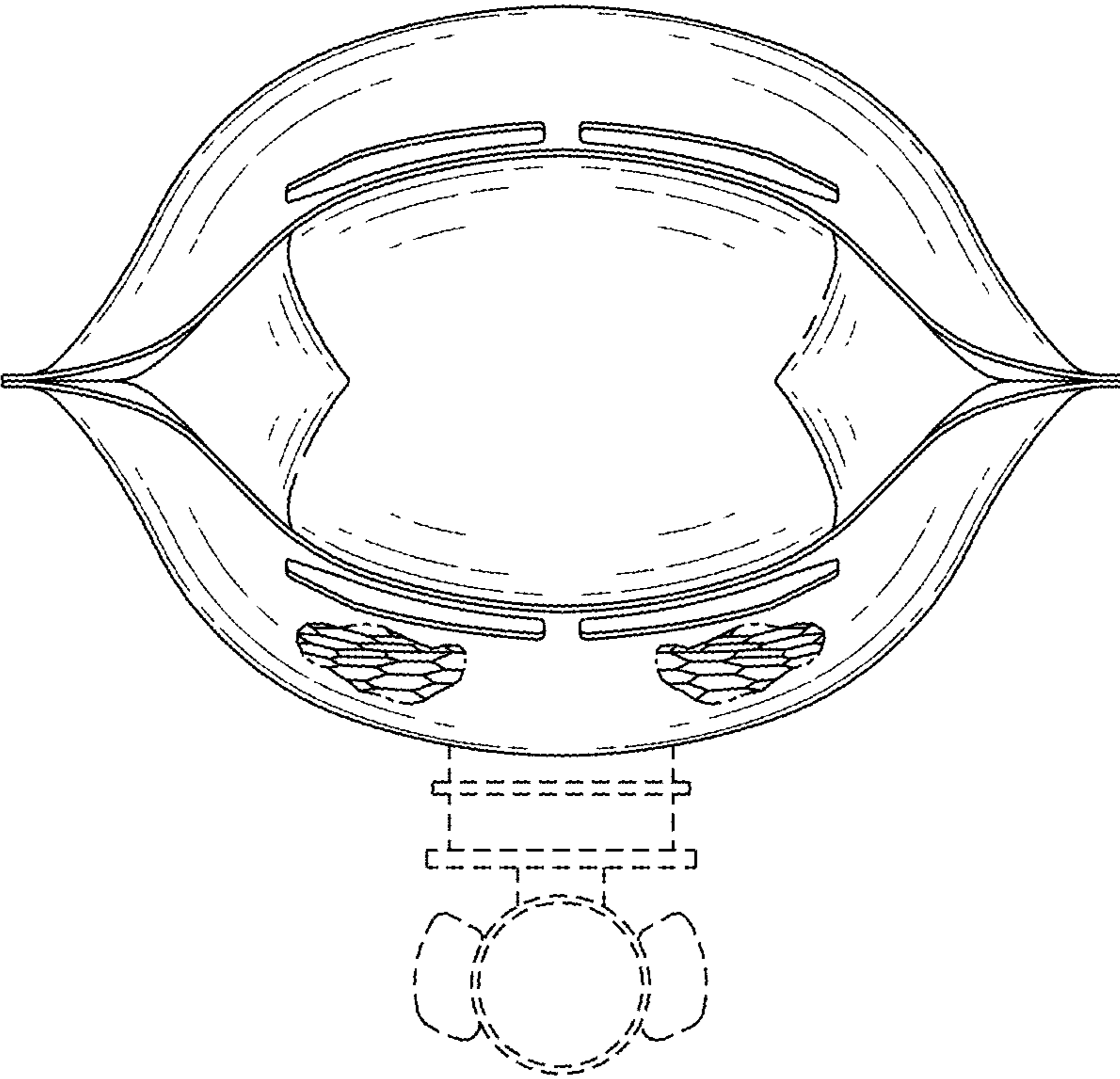


FIG. 6

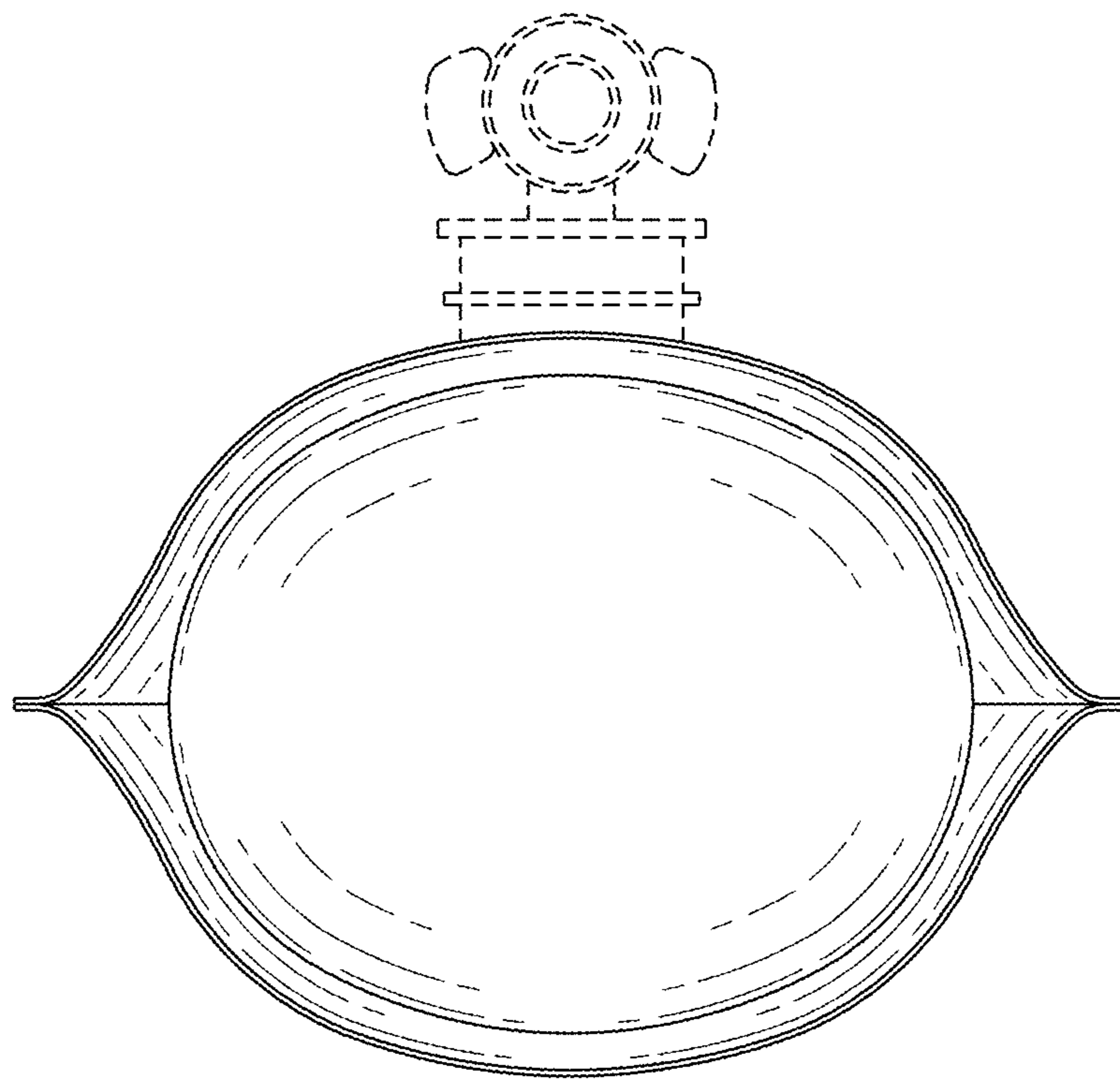


FIG. 7