

US00D764922S

(12) **United States Design Patent** (10) **Patent No.:** **US D764,922 S**
Eble (45) **Date of Patent:** **** Aug. 30, 2016**

(54) **CONTAINER**

(71) Applicant: **Pretium Packaging, L.L.C.**,
Chesterfield, MO (US)
(72) Inventor: **Raymond C. Eble**, Sugarloaf, PA (US)
(73) Assignee: **Pretium Packaging, L.L.C.**,
Chesterfield, MO (US)
(**) Term: **15 Years**
(21) Appl. No.: **29/534,680**
(22) Filed: **Jul. 30, 2015**

Related U.S. Application Data

(62) Division of application No. 29/439,684, filed on Dec. 13, 2012, now Pat. No. Des. 735,581.

(51) **LOC (10) Cl.** **09-01**

(52) **U.S. Cl.**
USPC **D9/559**; D9/520; D9/541; D9/569;
D9/571; D9/574

(58) **Field of Classification Search**
USPC D9/772-774, 768, 771, 777, 782, 516,
D9/529-530, 537-546, 552, 556, 559-561,
D9/565, 567, 569, 571-575, 414;
215/381-385; D7/509-511, 531, 598
See application file for complete search history.

(56) **References Cited**

U.S. PATENT DOCUMENTS

D19,762 S 4/1890 Meinecke
D42,965 S 9/1912 Guidry
D44,764 S 10/1913 Haley
D70,732 S * 8/1926 Dengler et al. D9/556
D86,118 S 1/1931 Fuerst
D87,167 S 4/1932 Noble
D110,034 S * 6/1938 Reynolds D9/546
D125,920 S 1/1941 Lundy
D177,493 S * 4/1956 Burnside D9/558 X

D201,400 S 6/1965 Kneeland
D303,086 S 8/1989 Rothfos
D306,399 S 3/1990 Rumney
D318,422 S * 7/1991 Rumney D9/559
D367,613 S 3/1996 Weiler
D380,387 S * 7/1997 Weiler D9/559 X
D418,760 S 1/2000 Blank
D445,339 S 7/2001 Bazlur
D446,729 S 8/2001 Renella et al.
D467,507 S * 12/2002 Bryant D9/572 X
D467,813 S 12/2002 Silvers et al.
D470,058 S * 2/2003 Bryant D9/516
D479,992 S 9/2003 Gehring et al.
D495,602 S * 9/2004 Daly D9/538 X
D529,389 S 10/2006 Trude
D539,661 S 4/2007 Eble
D542,136 S 5/2007 Lilico
D580,271 S * 11/2008 Tsai D9/542
7,472,798 B2 * 1/2009 Stowitts B65D 1/0223
215/381
D597,409 S * 8/2009 Ruybal D9/529

(Continued)

Primary Examiner — Carol P Rademaker
(74) *Attorney, Agent, or Firm* — Lewis Rice LLC

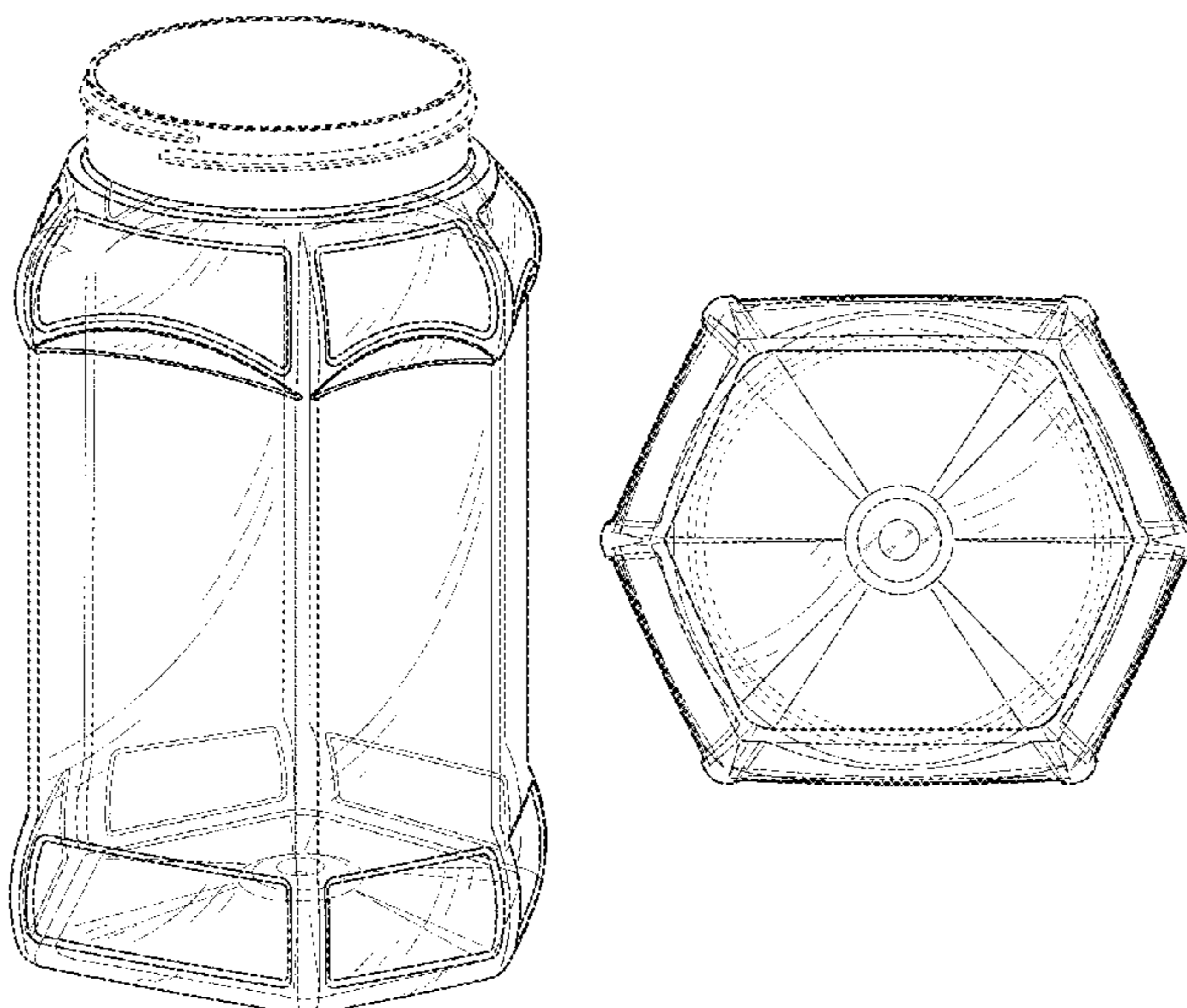
(57) **CLAIM**

The ornamental design for a container, as shown and described.

DESCRIPTION

FIG. 1 is a top, front, right side perspective view of a container;
FIG. 2 is a front elevational view thereof
FIG. 3 is a rear elevational view thereof;
FIG. 4 is a right side elevational view thereof;
FIG. 5 is a left side elevational view thereof;
FIG. 6 is a top plan view thereof; and,
FIG. 7 is a bottom plan view thereof.
The broken lines shown in the drawings are included for the purpose of illustrating portions of the container that form no part of the claimed design.

1 Claim, 7 Drawing Sheets



(56)

References Cited

U.S. PATENT DOCUMENTS

D600,122 S 9/2009 Strasser et al.
D612,740 S 3/2010 Leone
D628,085 S * 11/2010 Hanak D9/541 X
D638,717 S 5/2011 Schulman et al.
D644,515 S * 9/2011 Tieleman D9/574 X
D657,686 S * 4/2012 Veuger D9/559

D658,068 S 4/2012 Nawrocki
D661,199 S 6/2012 Bennett
D663,624 S 7/2012 Eble
8,602,237 B2 * 12/2013 Wurster B65D 79/005
215/383 X
8,662,332 B2 * 3/2014 Wurster B65D 1/0246
215/382 X
D701,769 S 4/2014 Eble

* cited by examiner




FIG. 1




FIG. 2




FIG. 3




FIG. 4




FIG. 5

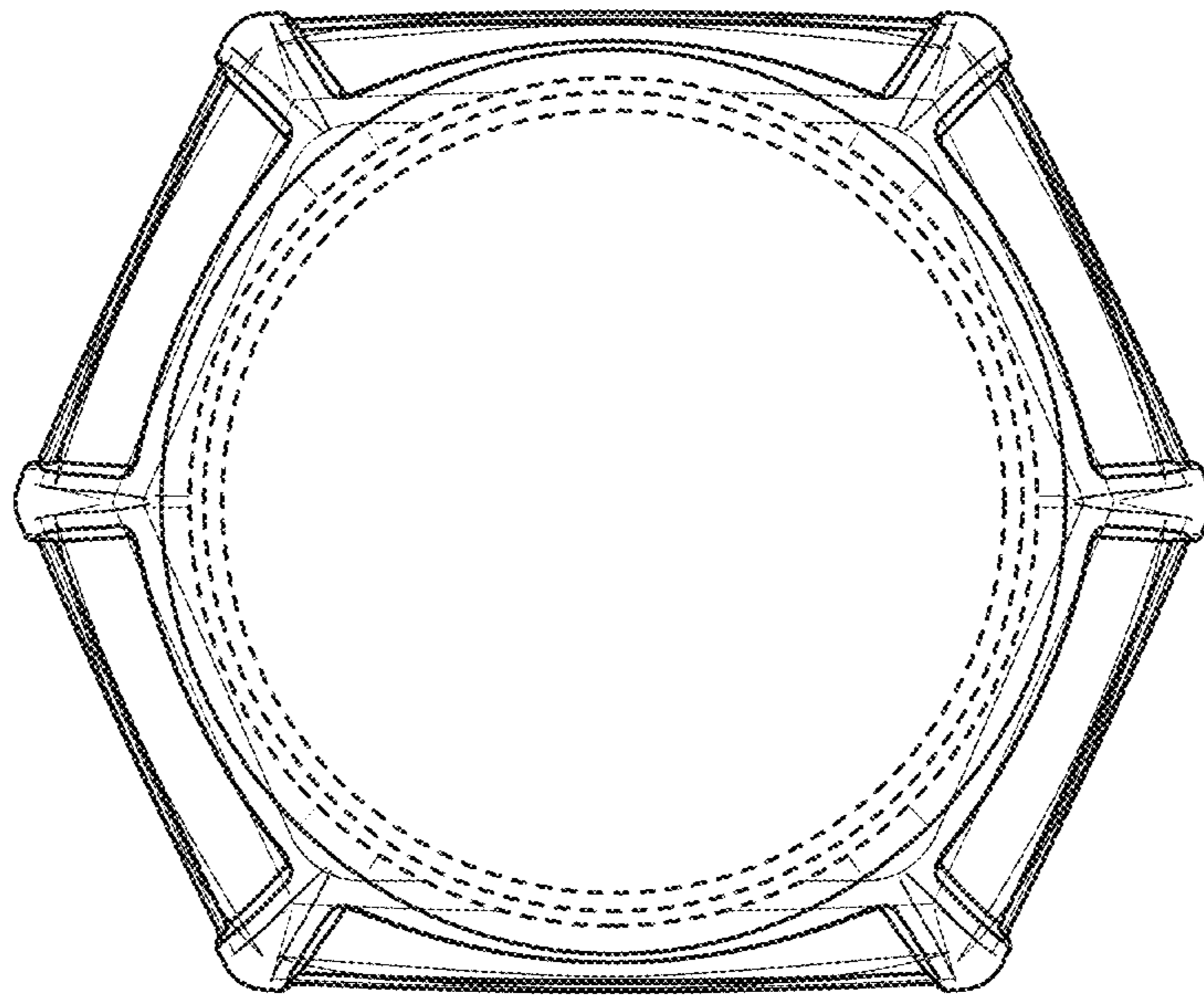


FIG. 6

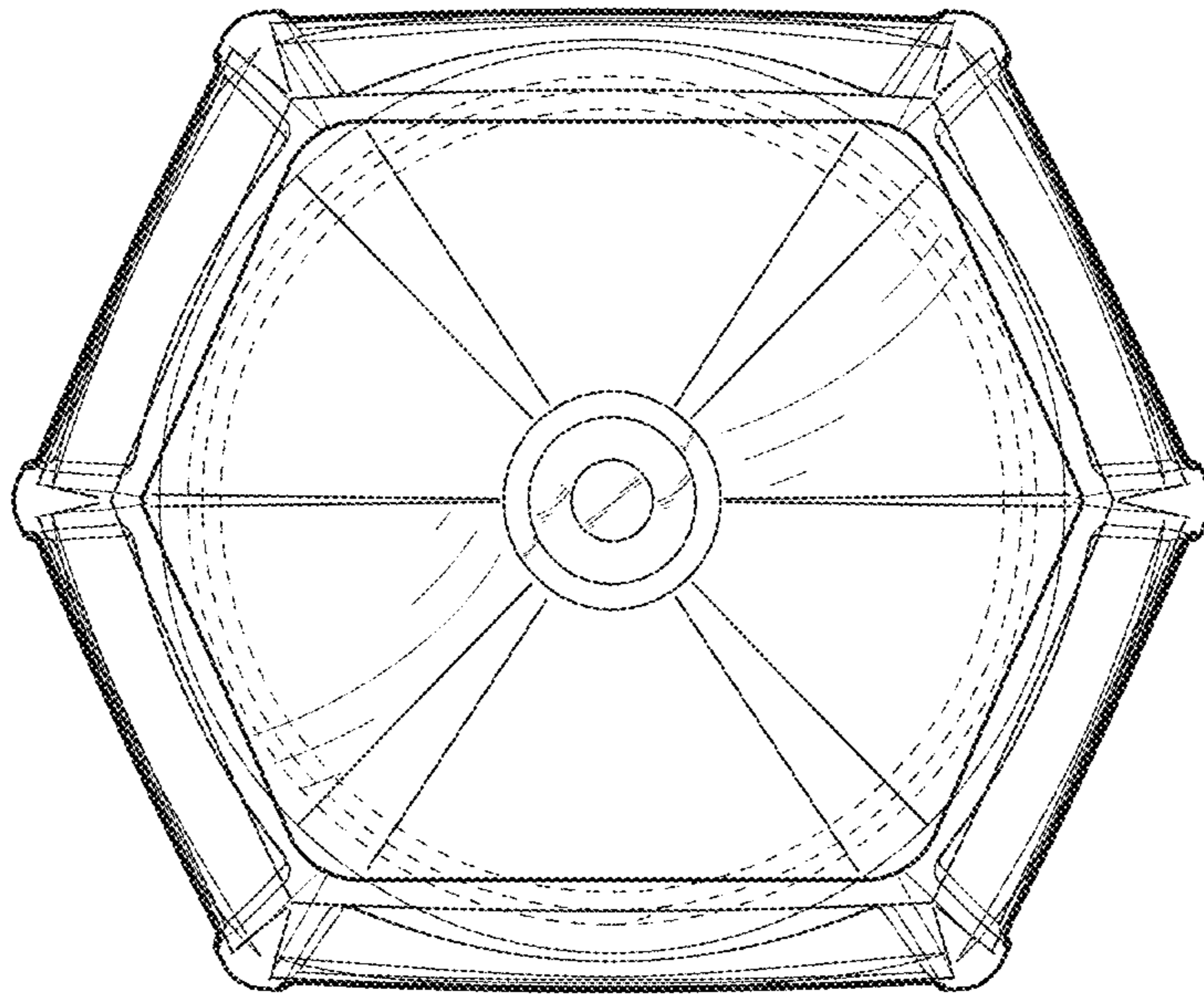


FIG. 7