

US00D764910S

(12)

United States Design Patent
Akana et al.

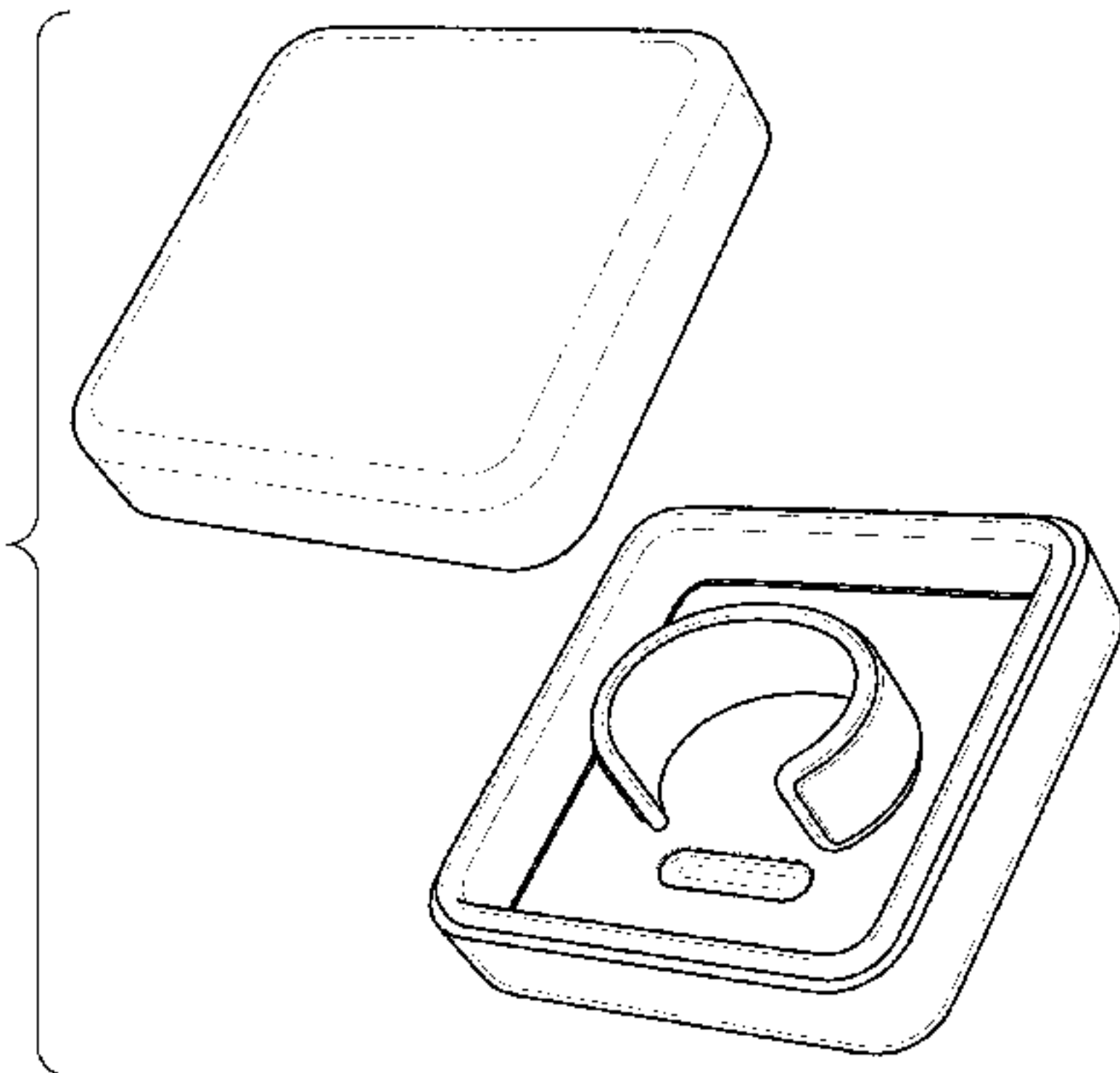
(10)

Patent No.: US D764,910 S

(45)

Date of Patent: ** Aug. 30, 2016

(54)	PACKAGING	CPC	B65D 5/00; B65D 5/0209; B65D 5/029; B65D 5/40; B65D 5/72; B65D 5/727
(71)	Applicant: Apple Inc. , Cupertino, CA (US)	See application file for complete search history.	
(72)	Inventors: Jody Akana , San Francisco, CA (US); Bartley K. Andre , Palo Alto, CA (US); Shota Aoyagi , San Francisco, CA (US); Anthony Michael Ashcroft , San Francisco, CA (US); Jeremy Bataillou , San Francisco, CA (US); Daniel J. Coster , San Francisco, CA (US); Daniele De Iuliis , San Francisco, CA (US); M. Evans Hankey , San Francisco, CA (US); Julian Hoenig , San Francisco, CA (US); Richard P. Howarth , San Francisco, CA (US); Jonathan P. Ive , San Francisco, CA (US); Duncan Robert Kerr , San Francisco, CA (US); Matthew Dean Rohrbach , San Francisco, CA (US); Peter Russell-Clarke , San Francisco, CA (US); Benjamin Andrew Shaffer , San Jose, CA (US); Mikael Silvanto , San Francisco, CA (US); Christopher J. Stringer , Woodside, CA (US); Eugene Antony Whang , San Francisco, CA (US); Rico Zörkendörfer , San Francisco, CA (US)	(56)	References Cited
			U.S. PATENT DOCUMENTS
			D285,414 S * 9/1986 Goetz D28/83
			D291,867 S * 9/1987 Berger D9/430
			D387,982 S * 12/1997 Kaplan D9/418
			D406,233 S * 3/1999 Kaplan D9/423
			D479,016 S * 8/2003 Sgariboldi D28/78
			D506,744 S * 6/2005 Andre et al.
			D507,755 S * 7/2005 Reitze D9/432
			D531,025 S * 10/2006 Tanner D9/426
			D558,572 S 1/2008 Andre et al.
			D580,752 S 11/2008 Andre et al.
			D582,267 S 12/2008 Andre et al.
			D584,142 S 1/2009 Andre et al.
			D601,884 S 10/2009 Andre et al.
			D616,738 S 6/2010 Andre et al.
			D616,741 S 6/2010 Andre et al.
			D621,256 S 8/2010 Andre et al.
			D658,492 S 5/2012 Akana et al.
			D659,530 S 5/2012 Akana et al.
			D660,723 S 5/2012 Akana et al.
			D668,143 S 10/2012 Akana et al.
			D672,554 S * 12/2012 Penttinen D3/273
			D672,660 S 12/2012 Vural
			D677,563 S 3/2013 Andre et al.
			D685,654 S 7/2013 Akana et al.
			D695,632 S 12/2013 Akana et al.
			D702,547 S 4/2014 Akana et al.
			D706,643 S 6/2014 Akana et al.
			D712,279 S 9/2014 Akana et al.
			D712,748 S 9/2014 Akana et al.
			D713,738 S 9/2014 Akana et al.
			D713,739 S 9/2014 Akana et al.
			D713,740 S 9/2014 Akana et al.
			D722,264 S * 2/2015 Saideh D9/418
			D722,497 S * 2/2015 Saideh D9/418
			D734,550 S * 7/2015 Schlatter D28/83
			D740,653 S * 10/2015 Akana D9/418
			FOREIGN PATENT DOCUMENTS
			EM 002126524-0001 10/2012
			JP D1134319 2/2002
			JP D1310507 9/2007
			JP D1506429 9/2014
			KR 30-0441693 2/2007
(73)	Assignee: Apple Inc. , Cupertino, CA (US)		
(**)	Term: 14 Years		
(21)	Appl. No.: 29/500,899		
(22)	Filed: Aug. 29, 2014		
(51)	LOC (10) Cl. 09-03		
(52)	U.S. Cl.		
	USPC D9/432		
(58)	Field of Classification Search		
	USPC D9/430–434, 414, 420–424, 427, D9/707–708; D3/272, 273, 302, 304, 315; D7/601, 602, 612		



OTHER PUBLICATIONS

U.S. Appl. No. 29/500,912, filed Aug. 29, 2014.
Chilton Publishing Co., Jeweler's Circular-Keystone, dated Feb. 28, 1989, 2 pages.
Nikkei Inc., "Nikkei New Products Review," No. 60, dated Apr. 26, 2004, 2 pages.
Editrice Compositori, Ottogono, "Packaging Design," dated Sep. 2011, 2 pages.

* cited by examiner

Primary Examiner — Vy Koenig
(74) *Attorney, Agent, or Firm* — Sterne, Kessler, Goldstein & Fox P.L.L.C.

(57) **CLAIM**

The ornamental design for packaging, as shown and described.

DESCRIPTION

FIG. 1 is a top front perspective view of packaging showing our new design;
FIG. 2 is a front view thereof;
FIG. 3 is a rear view thereof;
FIG. 4 is a left side view thereof;
FIG. 5 is a right side view thereof;

FIG. 6 is a top view thereof;
FIG. 7 is a bottom view thereof;
FIG. 8 is an exploded top front perspective view thereof, separating the upper packaging portion from the lower packaging portion;
FIG. 9 is a front view of the lower packaging portion of FIG. 8;
FIG. 10 is a rear view thereof;
FIG. 11 is a left side view thereof;
FIG. 12 is a right side view thereof;
FIG. 13 is a top view thereof;
FIG. 14 is a bottom view thereof;
FIG. 15 is a top view thereof showing the packaging in an environment in which it may be used;
FIG. 16 is a front view of the upper packaging portion of FIG. 8;
FIG. 17 is a rear view thereof;
FIG. 18 is a left side view thereof;
FIG. 19 is a right side view thereof;
FIG. 20 is a top view thereof; and,
FIG. 21 is a bottom view thereof.
The broken lines in the Figures show environment that forms no part of the claimed design. The shade lines in the Figures show contour and not surface ornamentation.

1 Claim, 12 Drawing Sheets

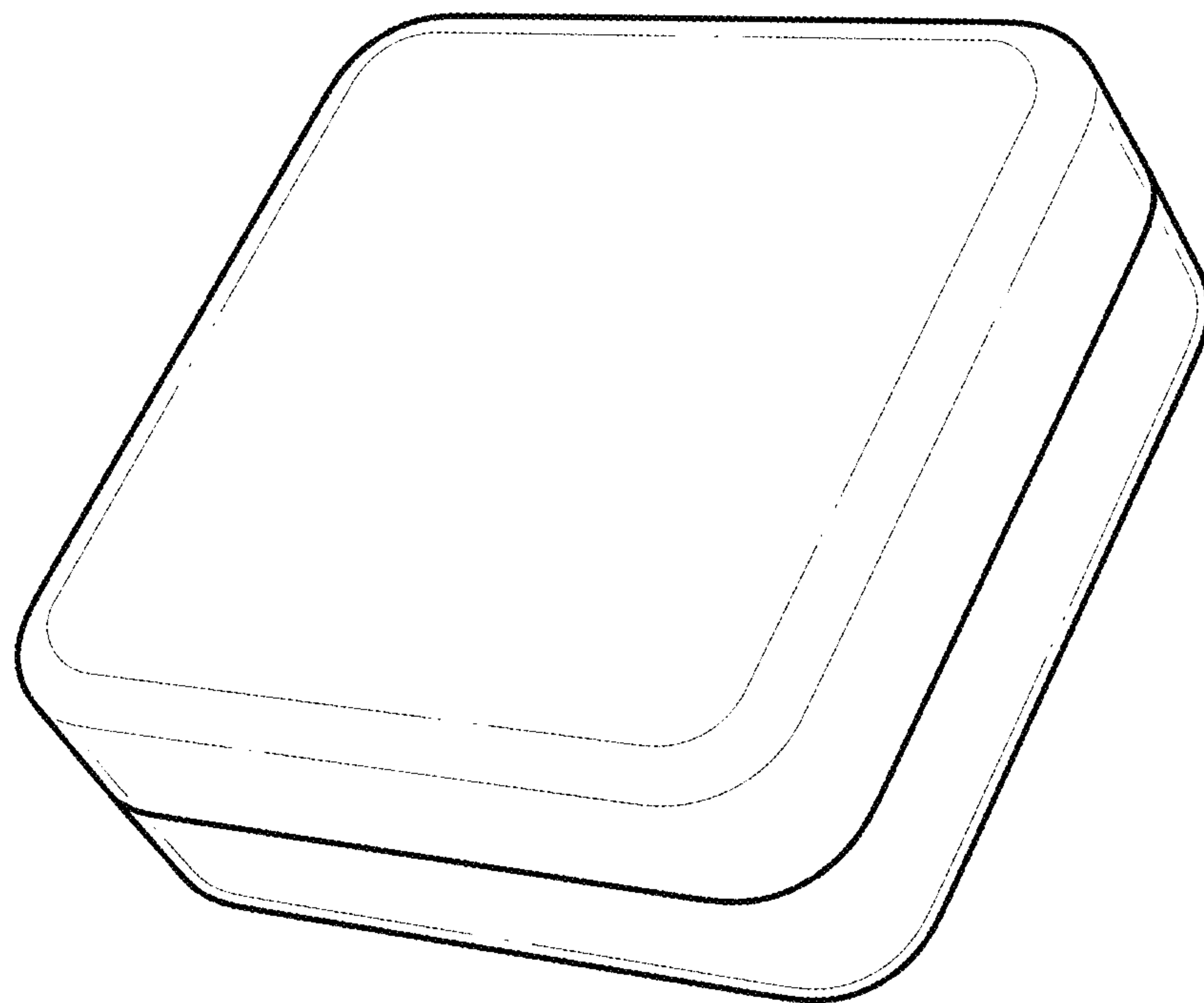


FIG. 1

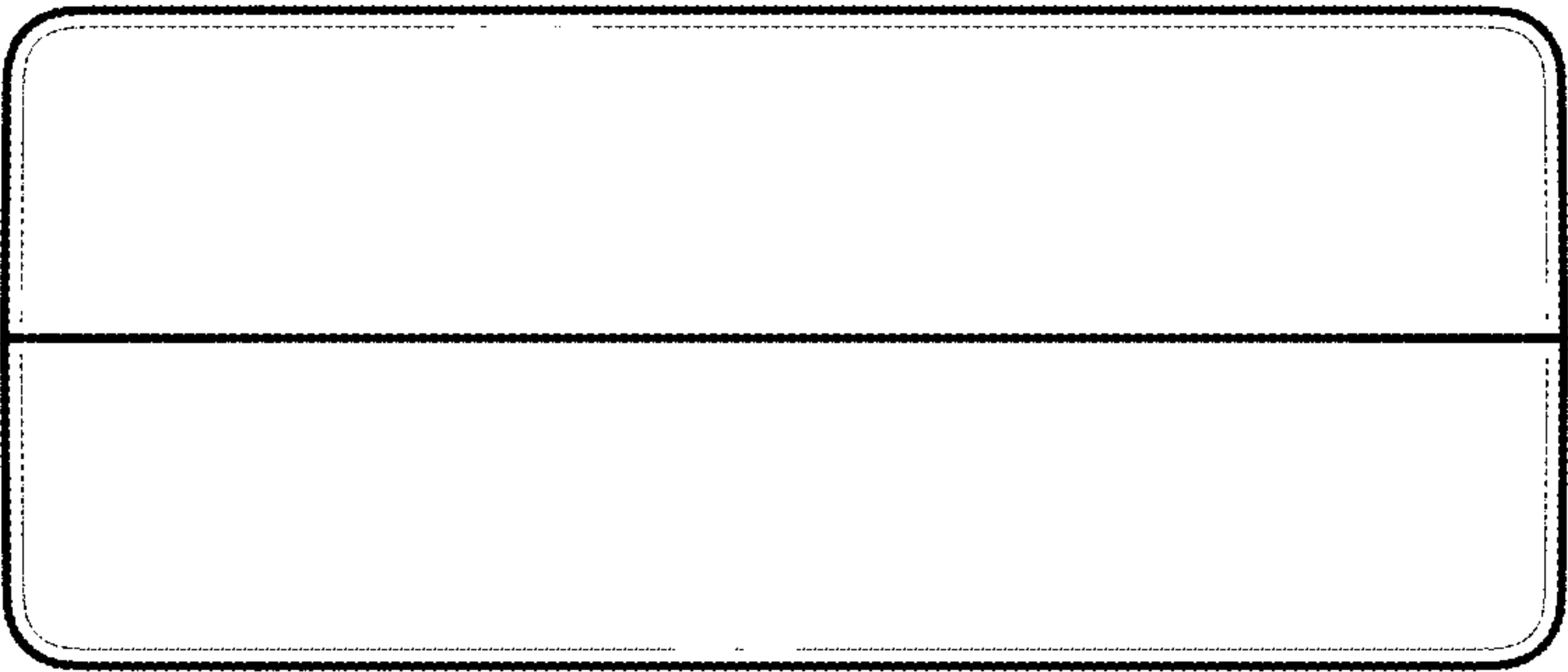


FIG. 2

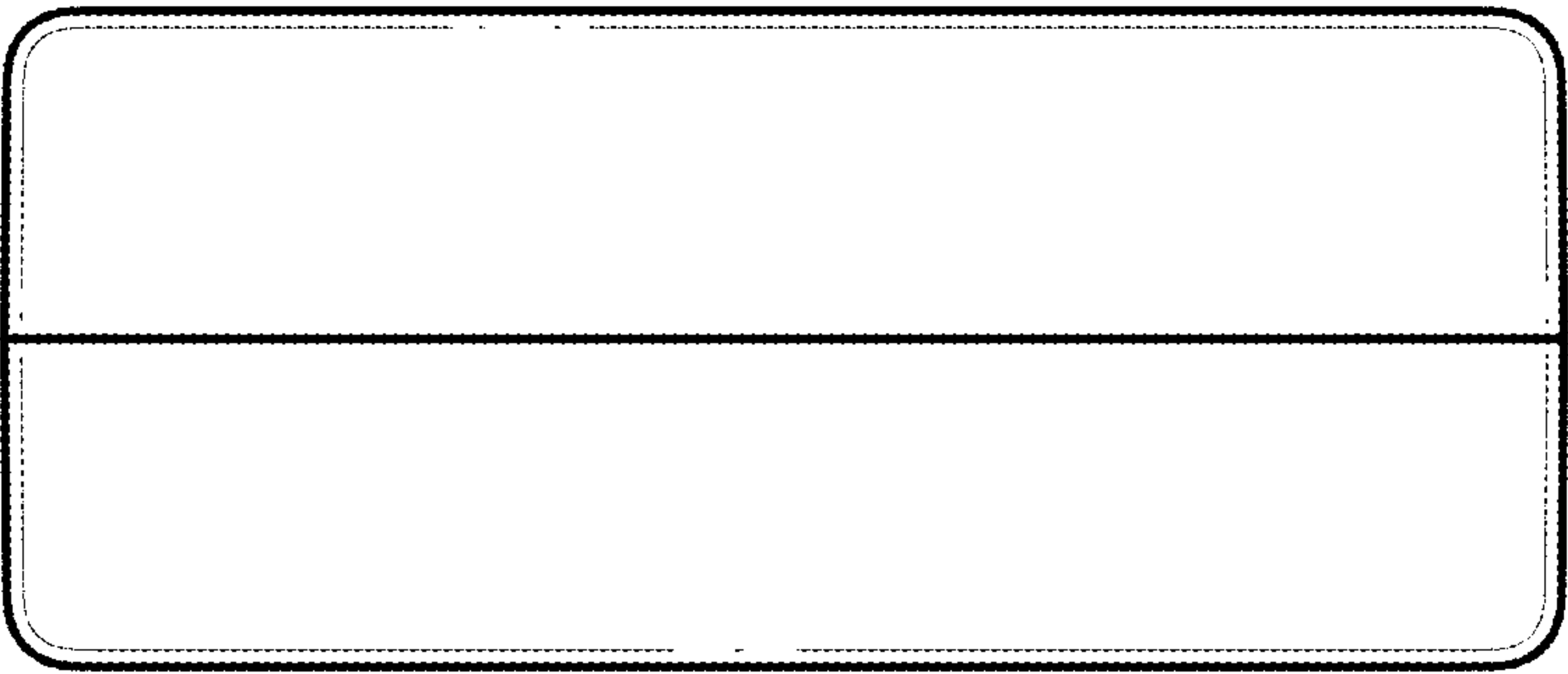


FIG. 3

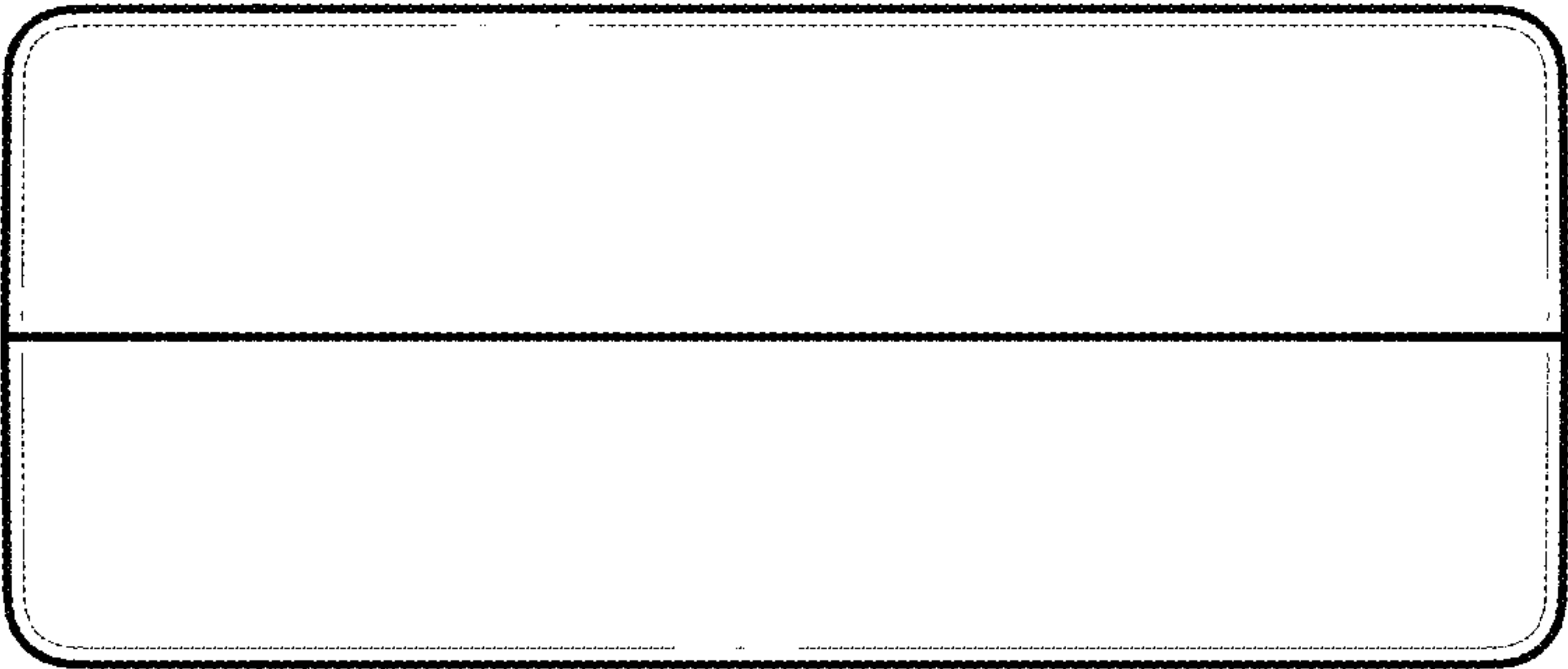


FIG. 4

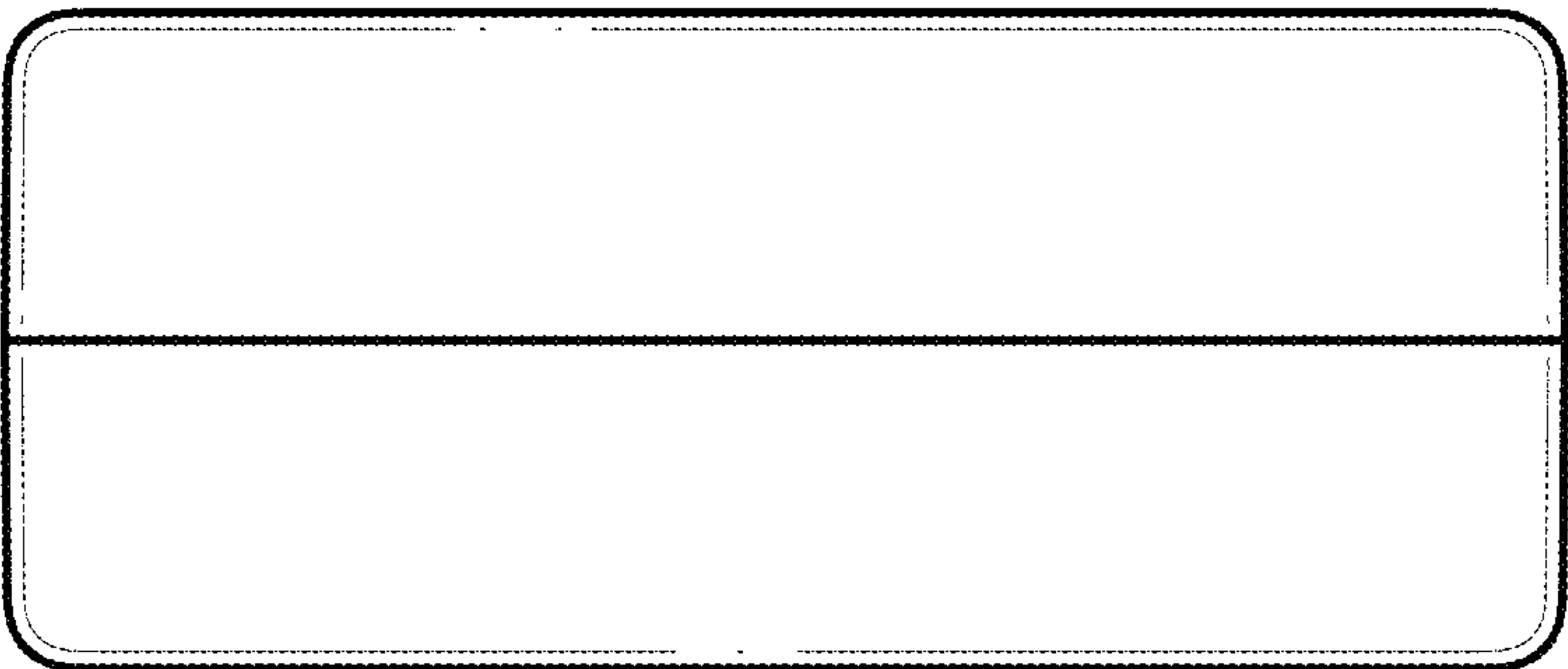


FIG. 5




FIG. 6




FIG. 7

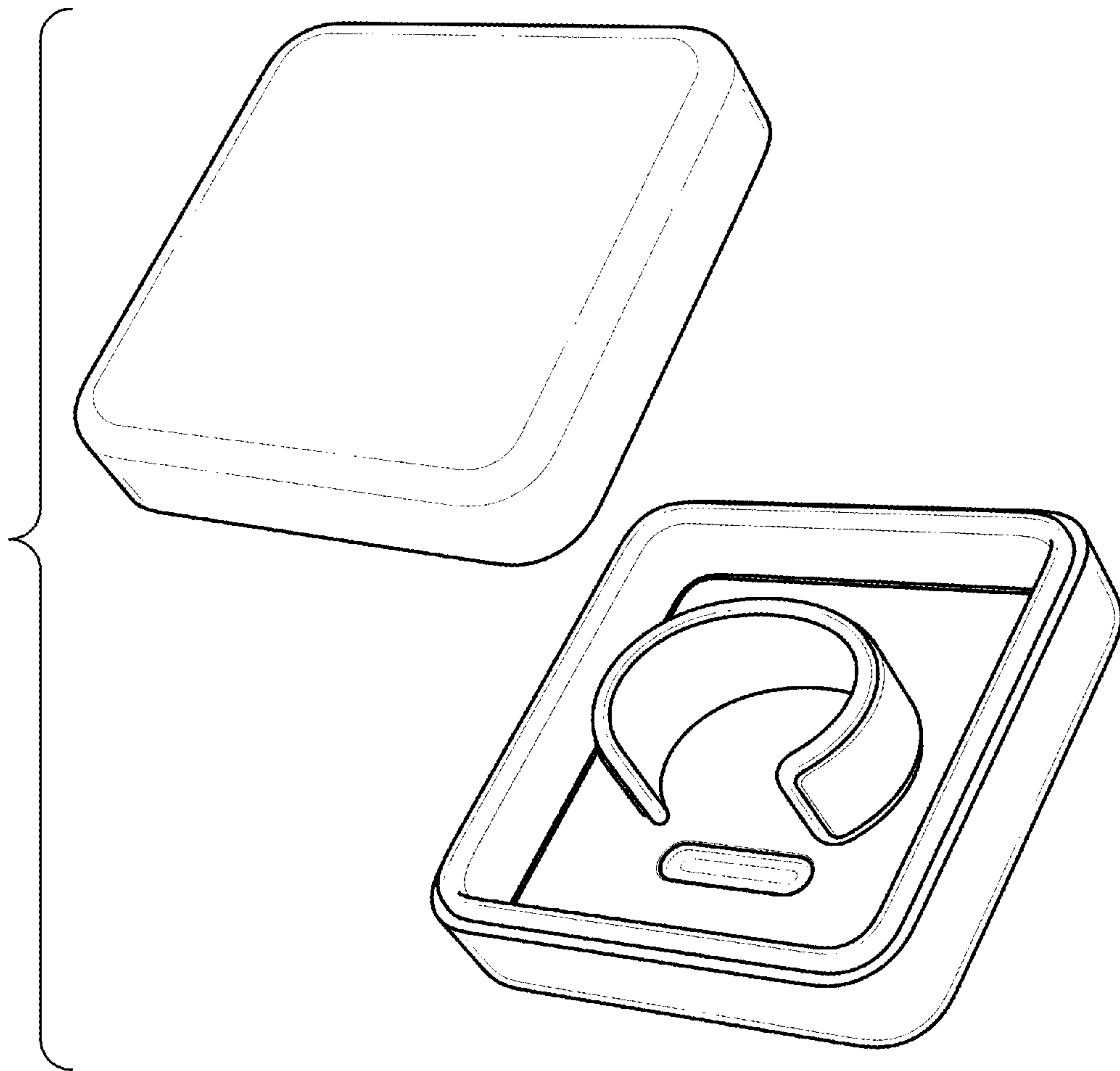


FIG. 8

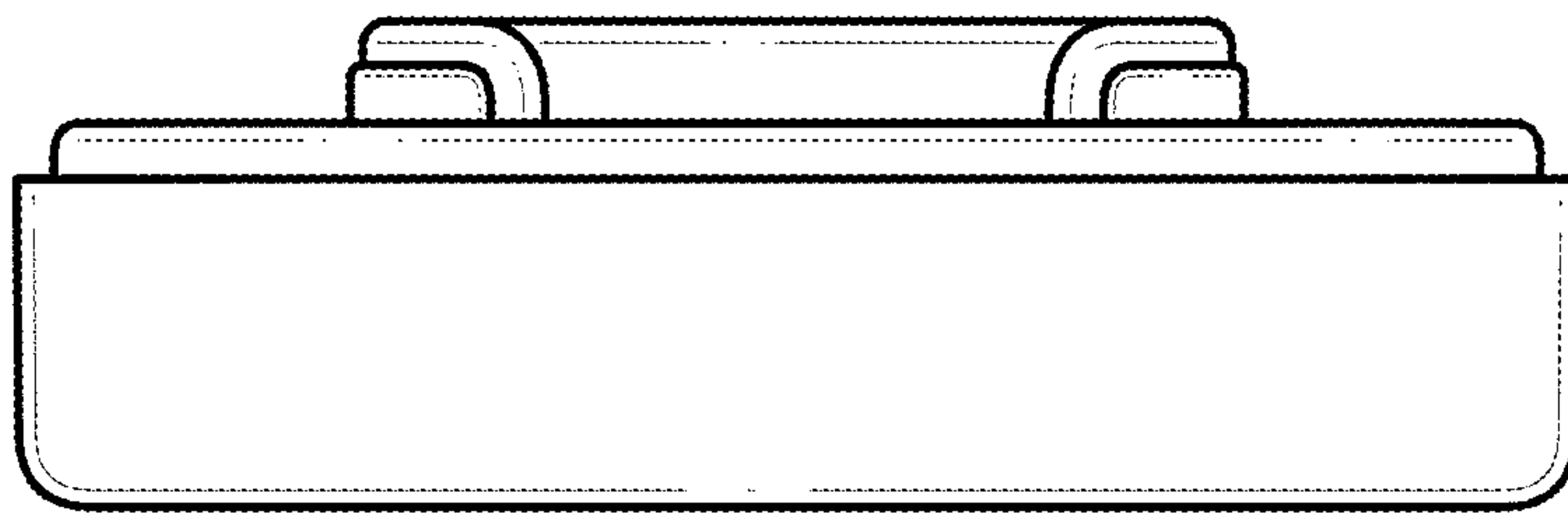


FIG. 9

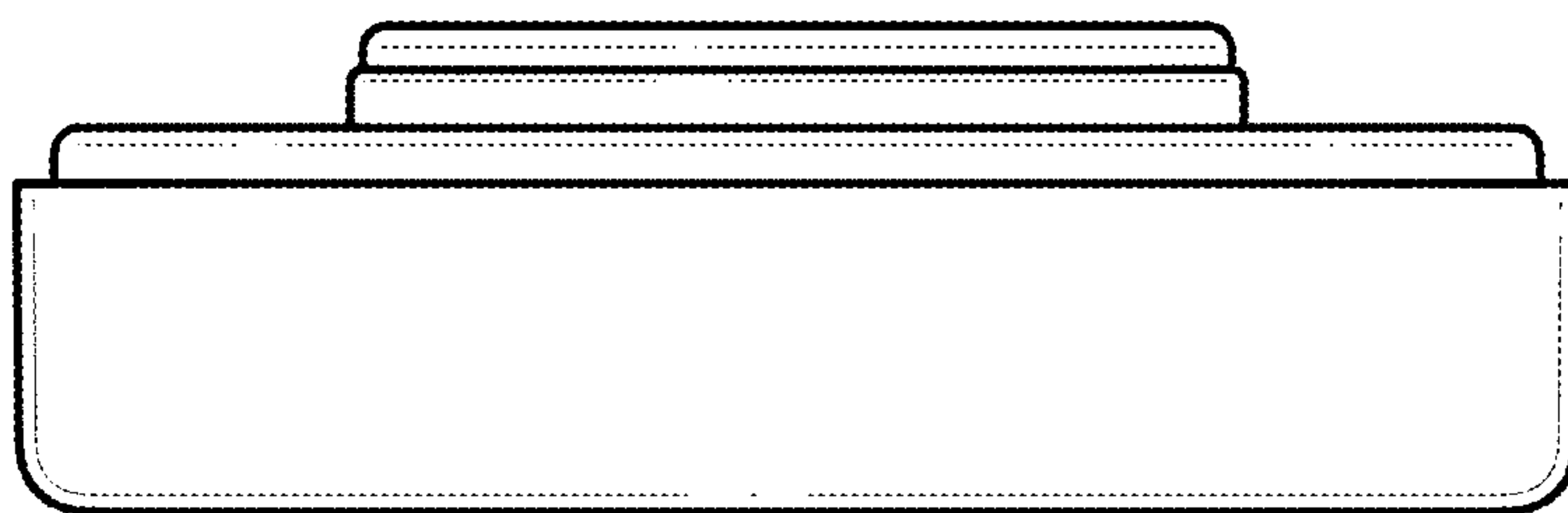


FIG. 10

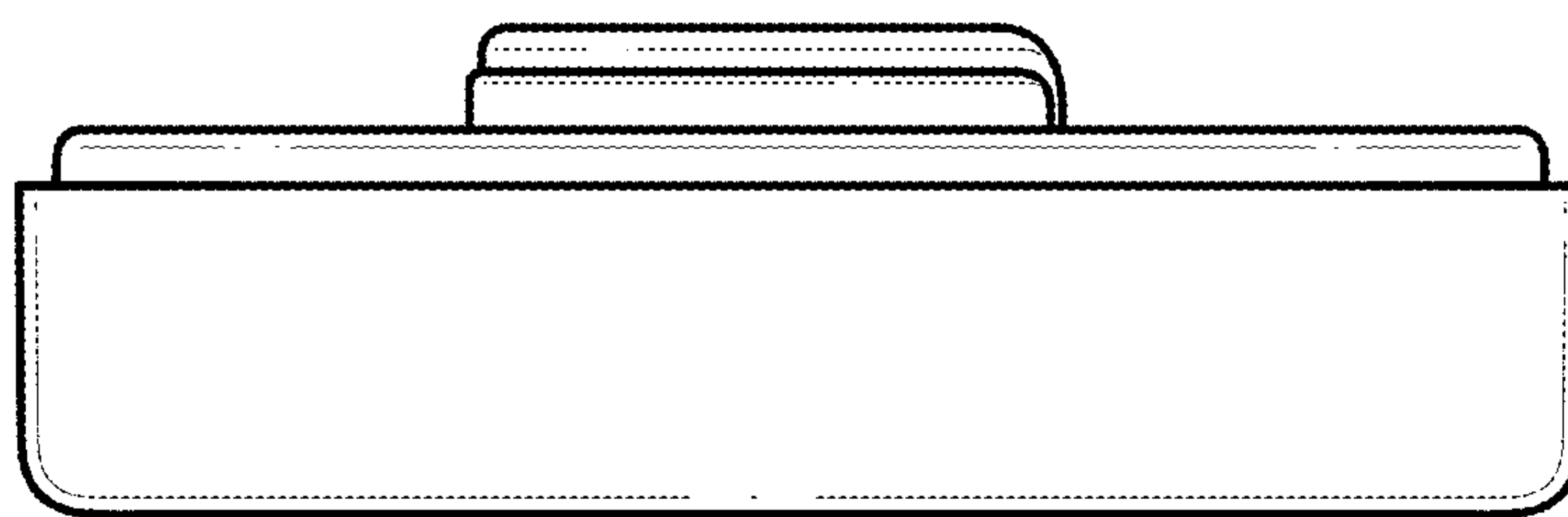


FIG. 11

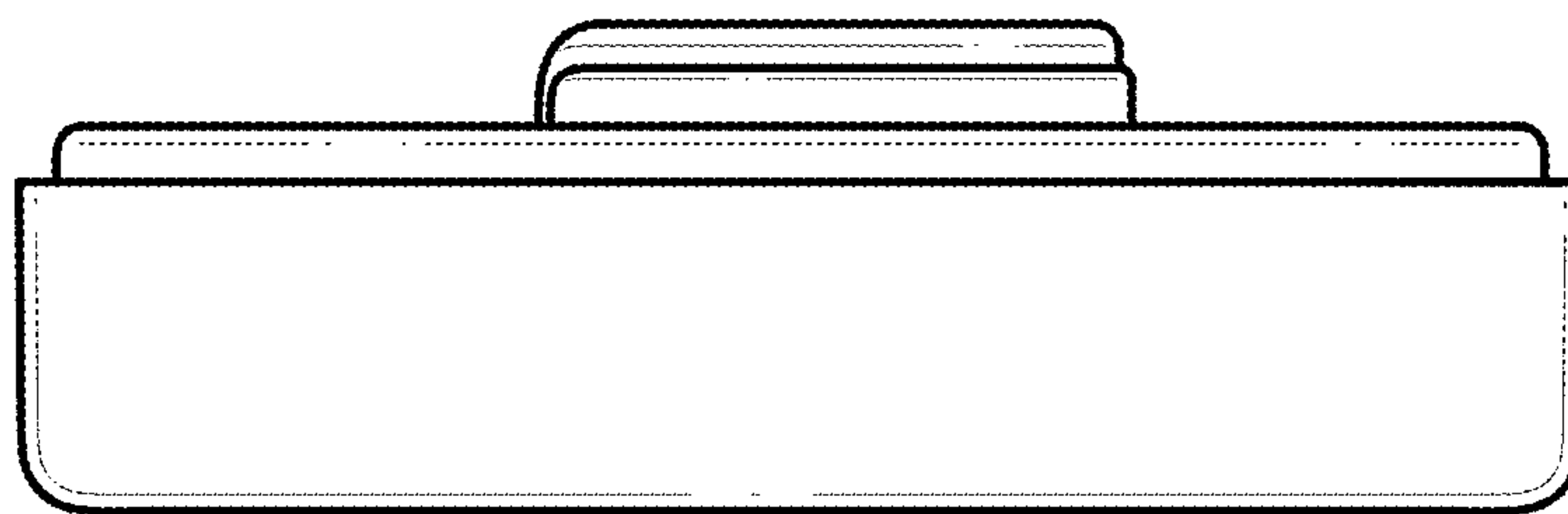


FIG. 12




FIG. 13




FIG. 14

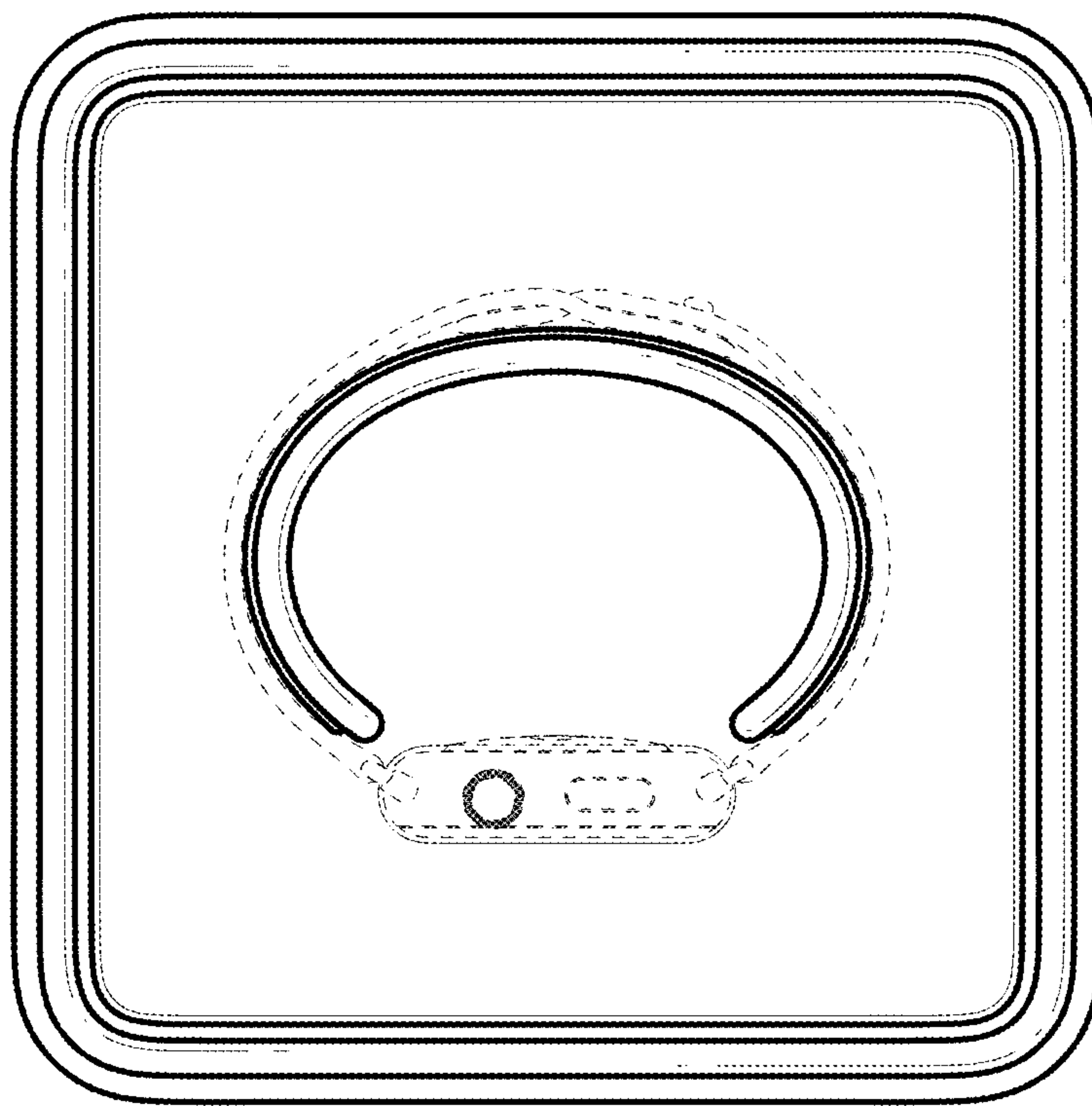


FIG. 15




FIG. 16



FIG. 17




FIG. 18



FIG. 19




FIG. 20

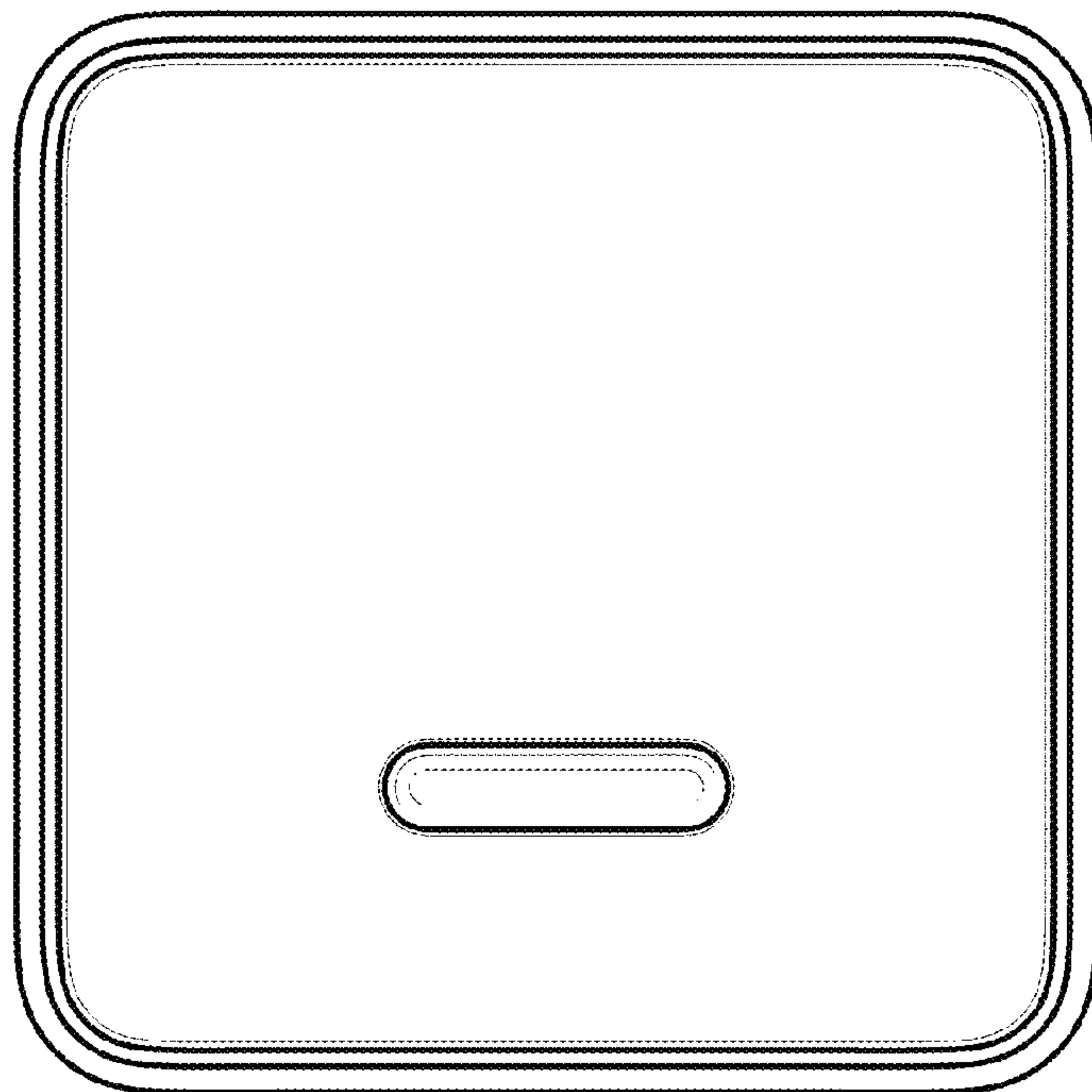


FIG. 21