

US00D764906S

(12) **United States Design Patent** (10) **Patent No.:** **US D764,906 S**
Lee et al. (45) **Date of Patent:** **** Aug. 30, 2016**

(54) **PACKAGING**

(71) Applicant: **Monster, LLC**, Las Vegas, NV (US)
(72) Inventors: **Noel Lee**, Las Vegas, NV (US); **Jacky Hsiung**, San Jose, CA (US); **Minki Bang**, Daly City, CA (US)
(73) Assignee: **Monster LLC**, Las Vegas
(**) Term: **14 Years**

(21) Appl. No.: **29/501,750**

(22) Filed: **Sep. 8, 2014**

(51) **LOC (10) Cl.** **09-03**

(52) **U.S. Cl.**
USPC **D9/425**

(58) **Field of Classification Search**
USPC D9/722, 414-432, 457; D3/218;
D6/407
CPC B65D 5/2047; B65D 2517/0013;
B65D 85/00; B65D 75/322; B65D
2585/6835; B65D 75/366; B29L 2031/712
See application file for complete search history.

(56) **References Cited**

U.S. PATENT DOCUMENTS

4,351,473	A	*	9/1982	Manizza	229/123.2
4,742,912	A	*	5/1988	Lee	206/459.5
D316,037	S	*	4/1991	Kea	D9/425
D440,874	S	*	4/2001	Shurtleff et al.	D9/425
D450,240	S	*	11/2001	Haag et al.	D9/416
D454,785	S	*	3/2002	Nance	D9/424
D459,219	S	*	6/2002	Lee	D9/415
D470,047	S	*	2/2003	Lee et al.	D9/415
D480,962	S	*	10/2003	Lee	D9/415
D504,064	S	*	4/2005	Lee et al.	D9/415
D510,263	S	*	10/2005	Isono et al.	D9/425
D517,907	S	*	3/2006	Lee et al.	D9/415
D521,860	S	*	5/2006	Lee et al.	D9/415

D521,861	S	*	5/2006	Lee et al.	D9/415
D532,688	S	*	11/2006	Manuel et al.	D9/425
D539,134	S	*	3/2007	Wallach	D9/416
D556,564	S	*	12/2007	Lee et al.	D9/415
D576,030	S	*	9/2008	Lee et al.	D9/415
D627,217	S	*	11/2010	Marcinkowski et al.	D9/415
D642,904	S	*	8/2011	Turvey	D9/424
D697,398	S	*	1/2014	Guevara-Ludt	D9/415
D723,365	S	*	3/2015	Mitchell et al.	D9/416
2006/0042986	A1	*	3/2006	Simkowski	206/470
2010/0320206	A1	*	12/2010	Caldwell et al.	220/266
2012/0248115	A1	*	10/2012	Garner et al.	220/315

OTHER PUBLICATIONS

[Internet search] URL><http://www.ebay.com/itm/MONSTER-CABLE-TGHZ-3RF-MKII-2-GHz-RF-TV-CABLE-Splitter-3-Way-/301652053003>[Date Searched Jul. 15, 2015].*

* cited by examiner

Primary Examiner — Ian Simmons

Assistant Examiner — Keith Frank

(74) *Attorney, Agent, or Firm* — John Nielsen; Sentinal IP

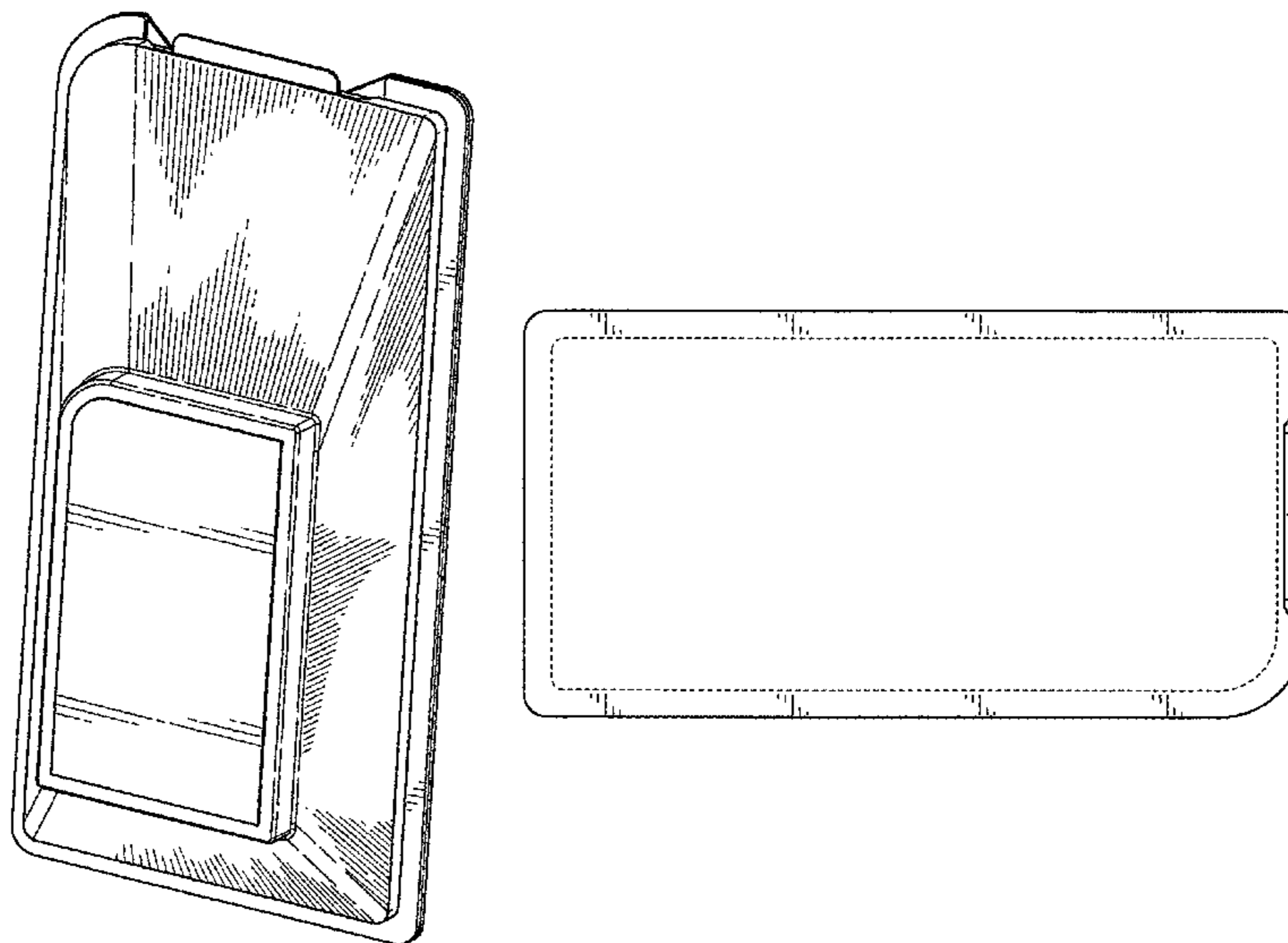
(57) **CLAIM**

The ornamental design for packaging, as shown and described.

DESCRIPTION

FIG. 1 is a perspective view of the packaging, showing our new ornamental design;
FIG. 2 is a right side elevational view thereof;
FIG. 3 is a left side elevational view thereof;
FIG. 4 is a bottom plan view thereof;
FIG. 5 is a top plan view thereof;
FIG. 6 is a front elevational view thereof; and,
FIG. 7 is a rear elevational view thereof.
The broken lines in FIG. 7 illustrate the portions of the packaging that form no part of the claim design.

1 Claim, 3 Drawing Sheets






FIG. 1




FIG. 2

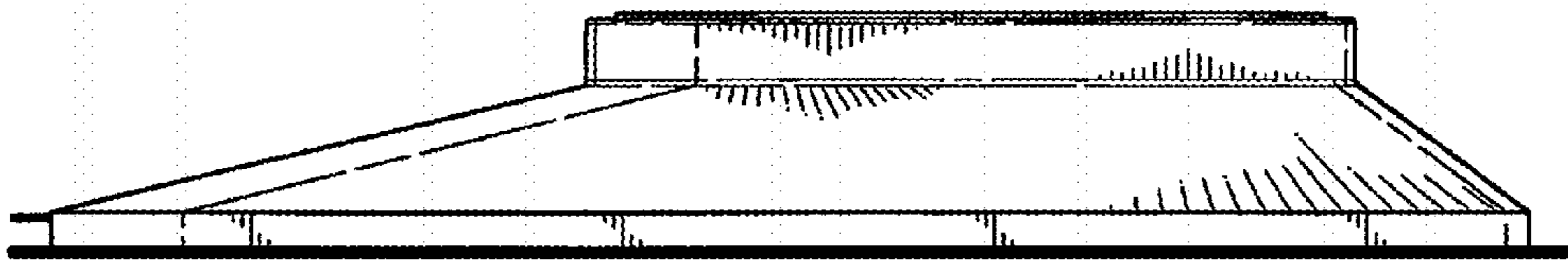


FIG. 3




FIG. 4



FIG. 5

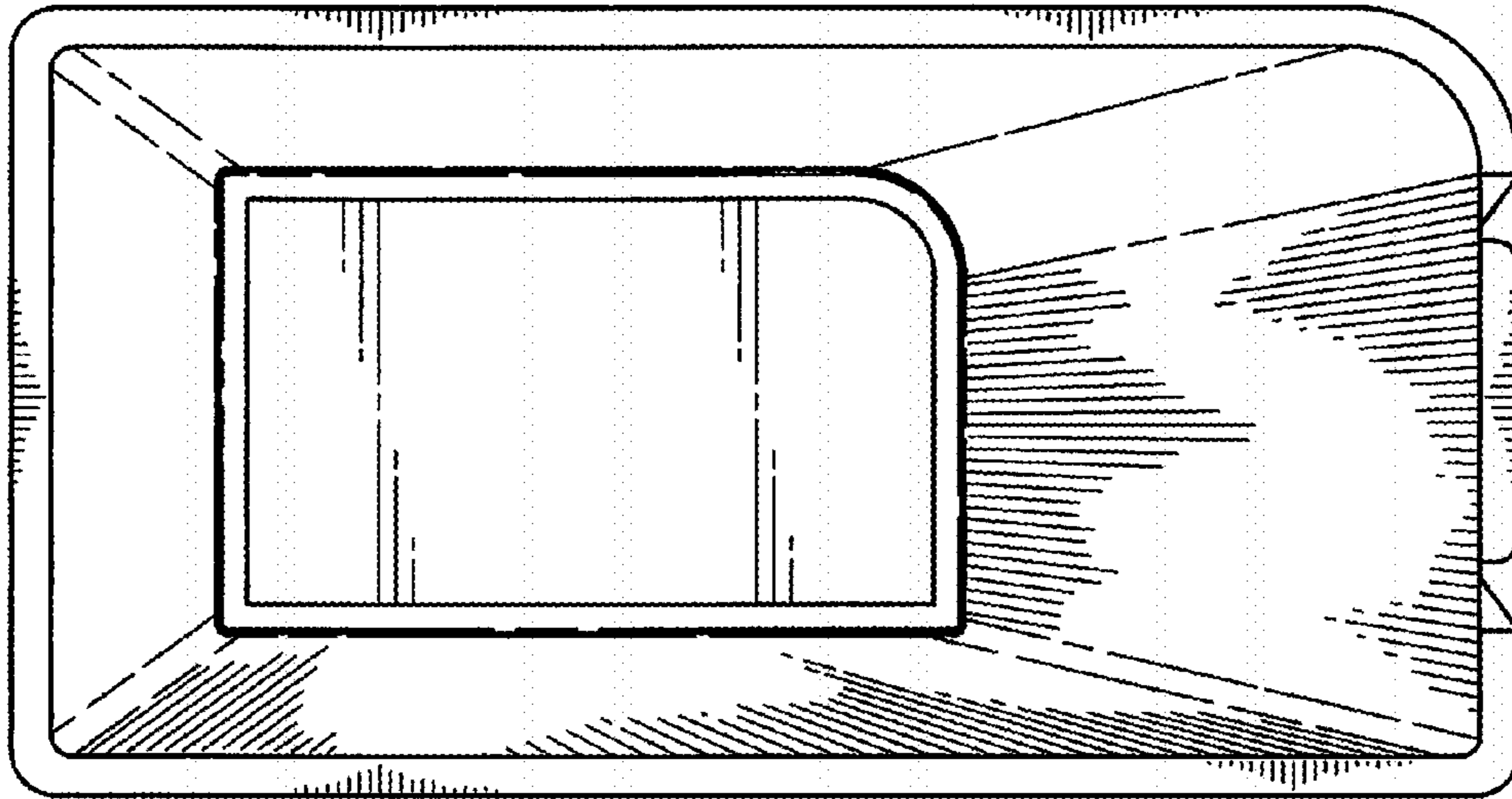


FIG. 6

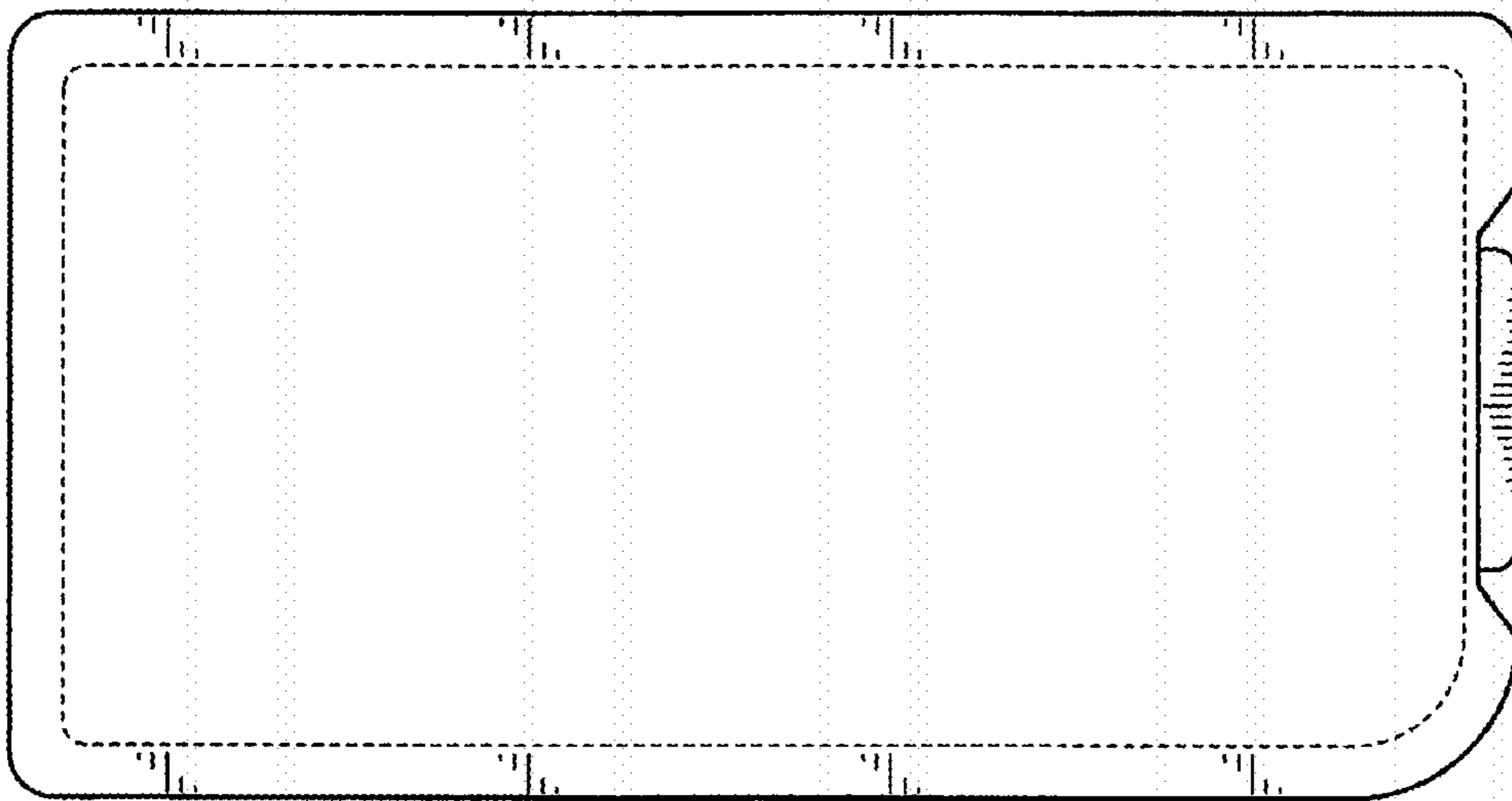


FIG. 7