



US00D764898S

(12) **United States Design Patent** (10) **Patent No.:** **US D764,898 S**
Schenk (45) **Date of Patent:** **** Aug. 30, 2016**

(54) **GROUT RING FOR CONCRETE DOWEL BARS OR TUBES**
(71) Applicant: **Christopher P. Schenk**, Chicago, IL (US)
(72) Inventor: **Christopher P. Schenk**, Chicago, IL (US)
(**) Term: **15 Years**
(21) Appl. No.: **29/527,456**
(22) Filed: **May 19, 2015**
(51) **LOC (10) Cl.** **08-05**
(52) **U.S. Cl.**
USPC **D8/354**
(58) **Field of Classification Search**
USPC D8/249, 354, 382, 399
CPC E01C 11/04; E01C 11/06; E01C 11/14; E01C 23/04
See application file for complete search history.

(56) **References Cited**
U.S. PATENT DOCUMENTS
2,508,443 A * 5/1950 Carter E01C 11/106 404/60
5,040,350 A * 8/1991 Panther E01C 11/14 411/517
5,478,249 A * 12/1995 Crestin B60L 11/1818 439/137

5,678,952 A * 10/1997 Shaw E01C 11/14 404/136
D426,267 S * 6/2000 Bush D20/28
6,321,473 B1 * 11/2001 Klabunde G09F 3/04 40/310
6,517,277 B2 * 2/2003 Hu E01C 11/14 403/294
D555,833 S * 11/2007 Stotts D28/10
7,632,037 B2 * 12/2009 Brinkman E01C 11/14 404/58
7,905,680 B2 * 3/2011 Albritton E01C 11/14 404/48
D653,107 S * 1/2012 Margan D9/434
D701,458 S * 3/2014 Gortot D9/434

* cited by examiner
Primary Examiner — Phillip S Hyder
(74) *Attorney, Agent, or Firm* — Thompson Coburn, LLP; Clyde Smith

(57) **CLAIM**
The ornamental design for a grout ring for concrete dowel bars or tubes, as shown and described.

DESCRIPTION
FIG. 1 is a front view of the design.
FIG. 2 is a top view of the design.
FIG. 3 shows the right side of the design, the left side being a mirror image thereof.
FIG. 4 is a rear view of the design.
FIG. 5 is a bottom view of the design; and,
FIG. 6 is a perspective view showing the top, front and right sides of the design.

1 Claim, 3 Drawing Sheets

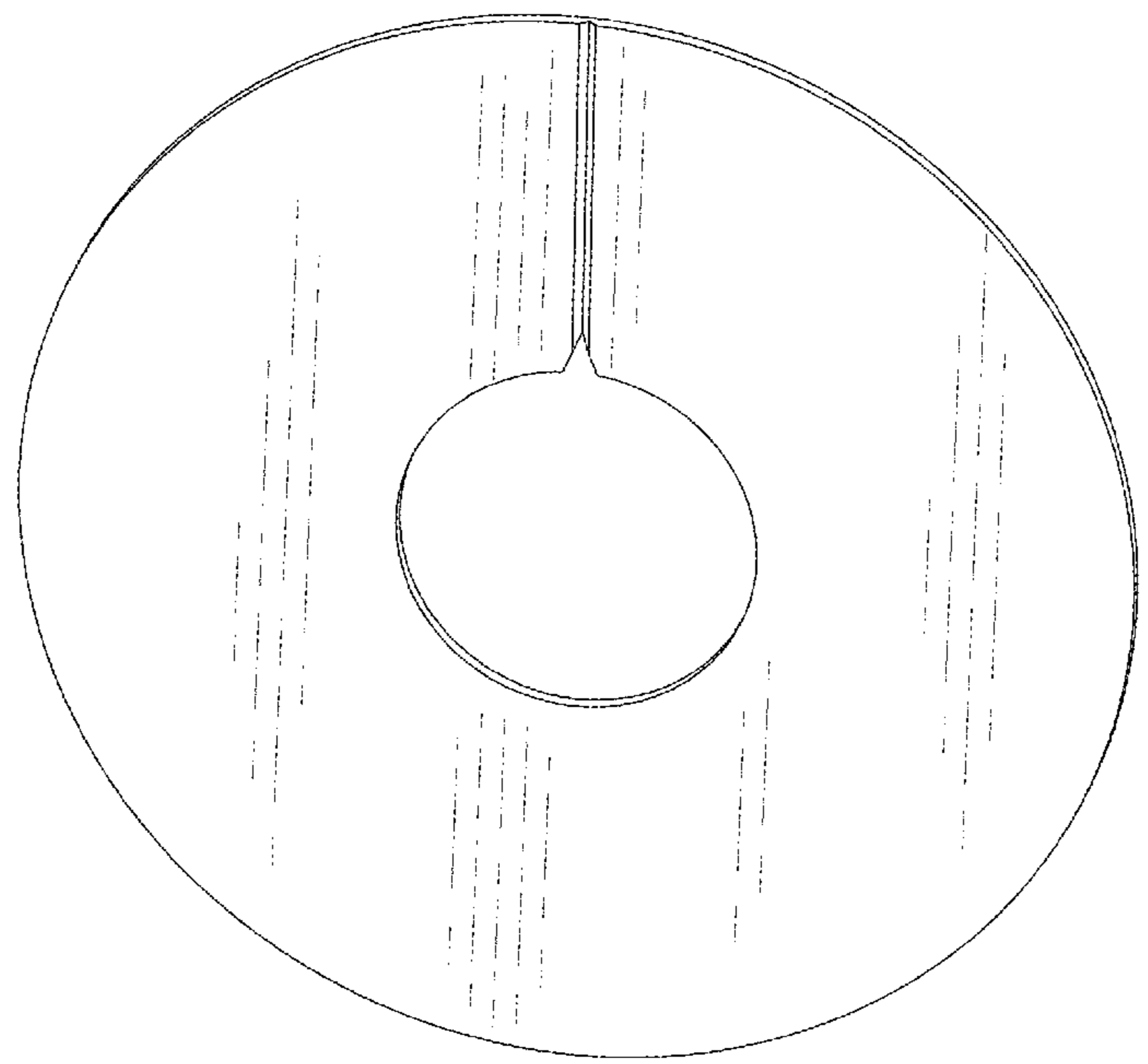


FIG. 1


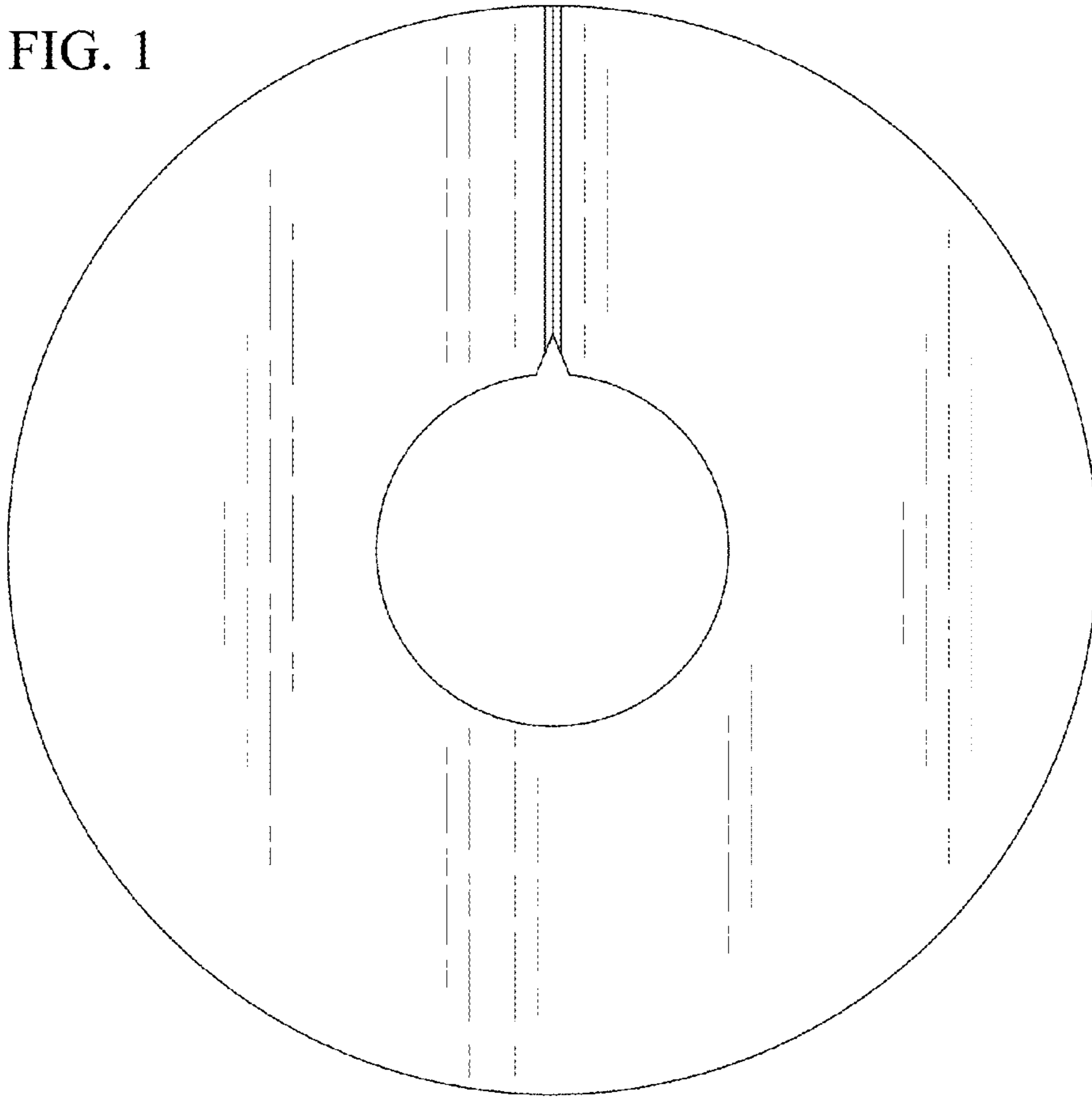


FIG. 2



FIG. 3

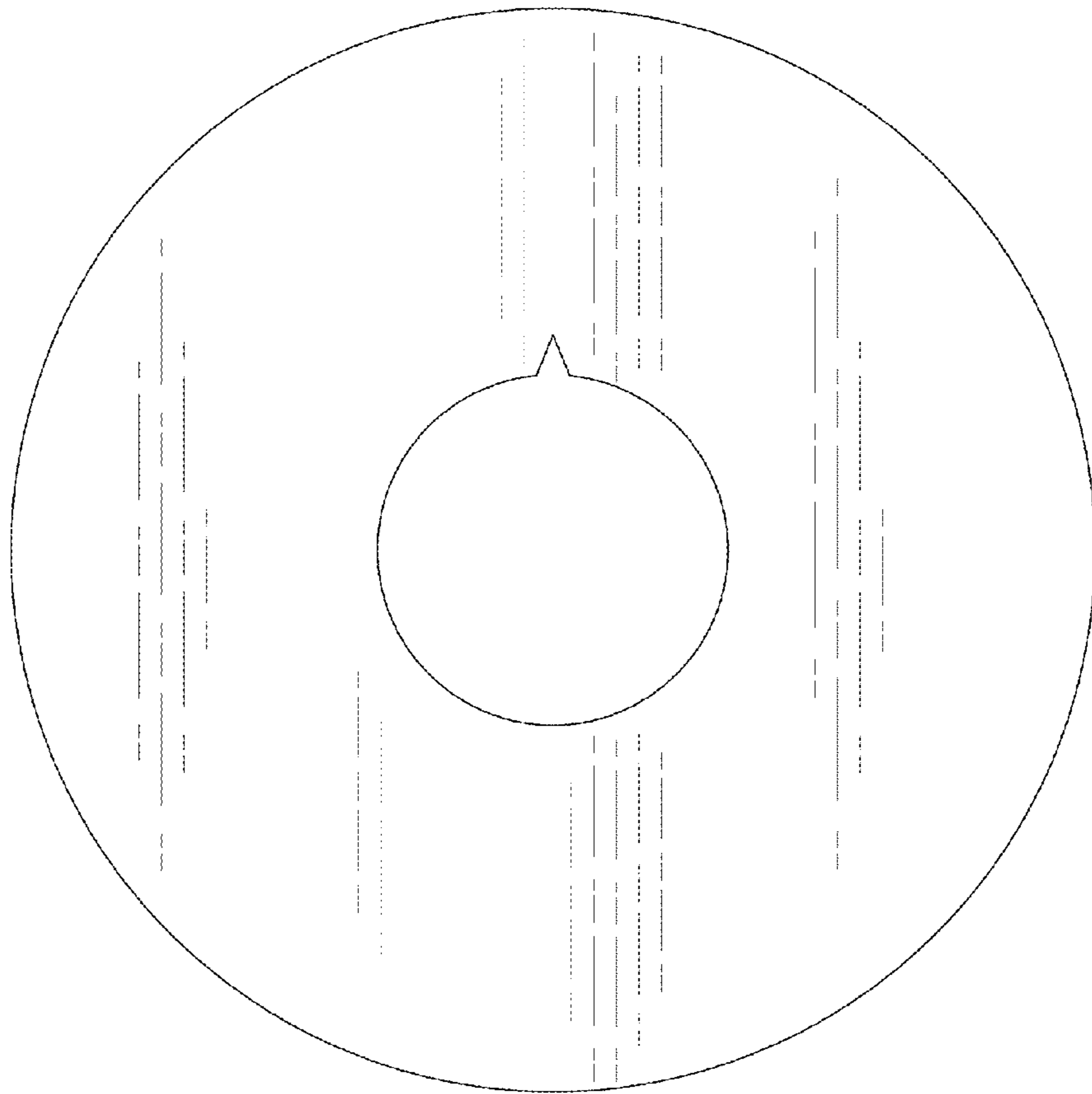


FIG. 4




FIG. 5

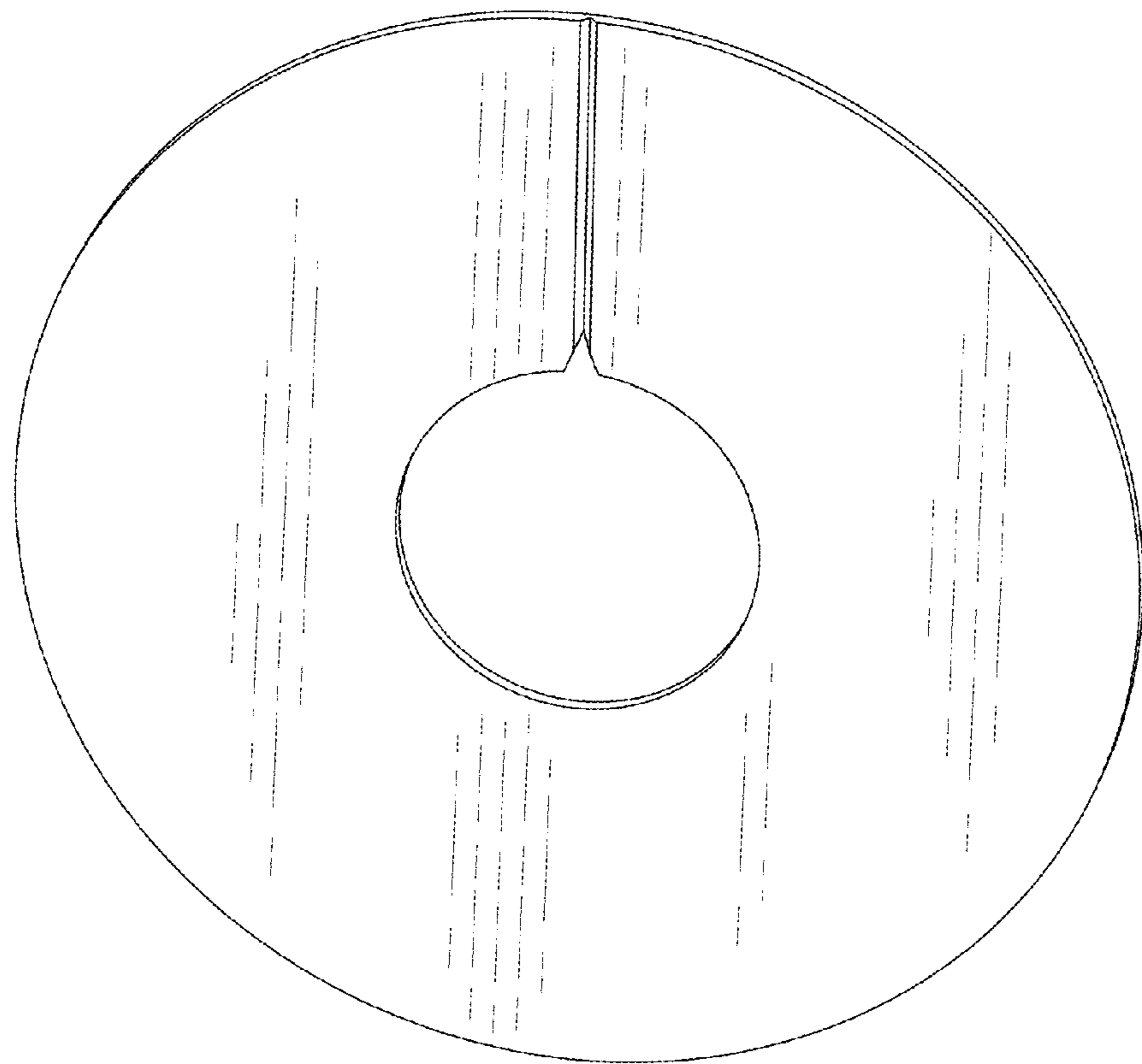


FIG. 6