



US00D764888S

(12) **United States Design Patent**
Bloch

(10) **Patent No.:** **US D764,888 S**

(45) **Date of Patent:** **** Aug. 30, 2016**

- (54) **KNIFE**
- (71) Applicant: **Outdoor Edge Cutlery Corporation,**
Denver, CO (US)
- (72) Inventor: **David R. Bloch,** Morrison, CO (US)
- (73) Assignee: **Outdoor Edge Cutlery Corporation,**
Denver, CO (US)
- (**) Term: **14 Years**
- (21) Appl. No.: **29/515,058**
- (22) Filed: **Jan. 20, 2015**
- (51) **LOC (10) Cl.** **08-03**
- (52) **U.S. Cl.**
USPC **D8/99**
- (58) **Field of Classification Search**
USPC D8/98, 99, 100, 107; D22/118
CPC B26B 1/00; B26B 1/02; B26B 1/04;
B26B 5/00; B26B 5/006; B26B 1/10
See application file for complete search history.

6,574,868 B1 *	6/2003	Overholt	B26B 5/00	30/155
D564,326 S *	3/2008	Tsuda	D8/99	
D567,055 S *	4/2008	Renzi	D8/99	
D573,435 S *	7/2008	Tsuda	D8/99	
D593,838 S *	6/2009	Williams	D8/99	
D654,144 S *	2/2012	Karlsson	D22/118	
D728,339 S *	5/2015	Bloch	D8/99	
D738,181 S *	9/2015	Kanaan	D8/99	
D747,637 S *	1/2016	Bloch	D8/99	
2014/0115851 A1 *	5/2014	Bloch	B26B 9/00	30/162

* cited by examiner

Primary Examiner — Phillip S Hyder

(74) *Attorney, Agent, or Firm* — Sheridan Ross P.C.

(57) **CLAIM**

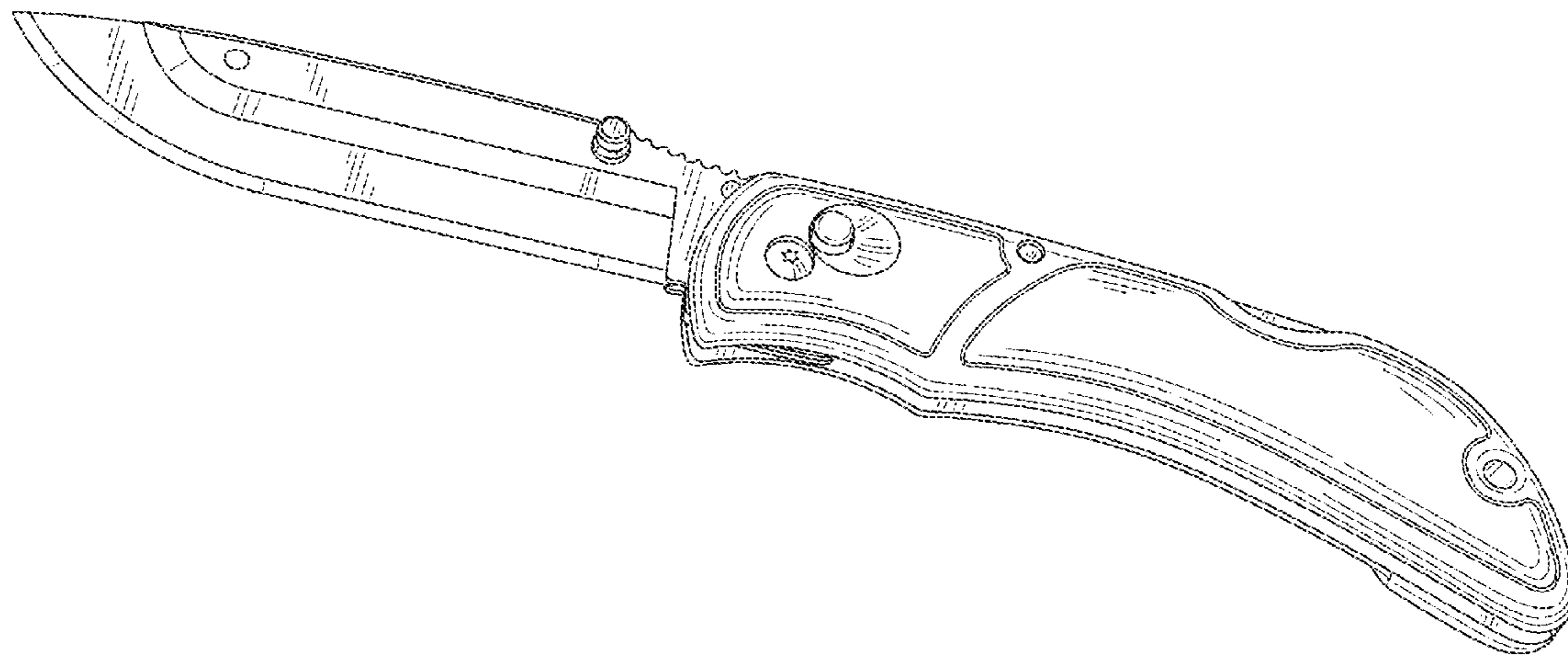
The ornamental design for a knife, as shown and described.

DESCRIPTION

FIG. 1 is a perspective view of the knife;
 FIG. 2 is a front elevation view thereof;
 FIG. 3 is a rear elevation view thereof;
 FIG. 4 is a right elevation view thereof;
 FIG. 5 is a left elevation view thereof;
 FIG. 6 is a top plan view thereof; and,
 FIG. 7 is a bottom plan view thereof.

1 Claim, 4 Drawing Sheets

- (56) **References Cited**
U.S. PATENT DOCUMENTS
D333,251 S * 2/1993 Glesser D22/118
D371,288 S * 7/1996 Thompson D22/118
6,397,476 B1 * 6/2002 Onion B26B 1/048
30/159



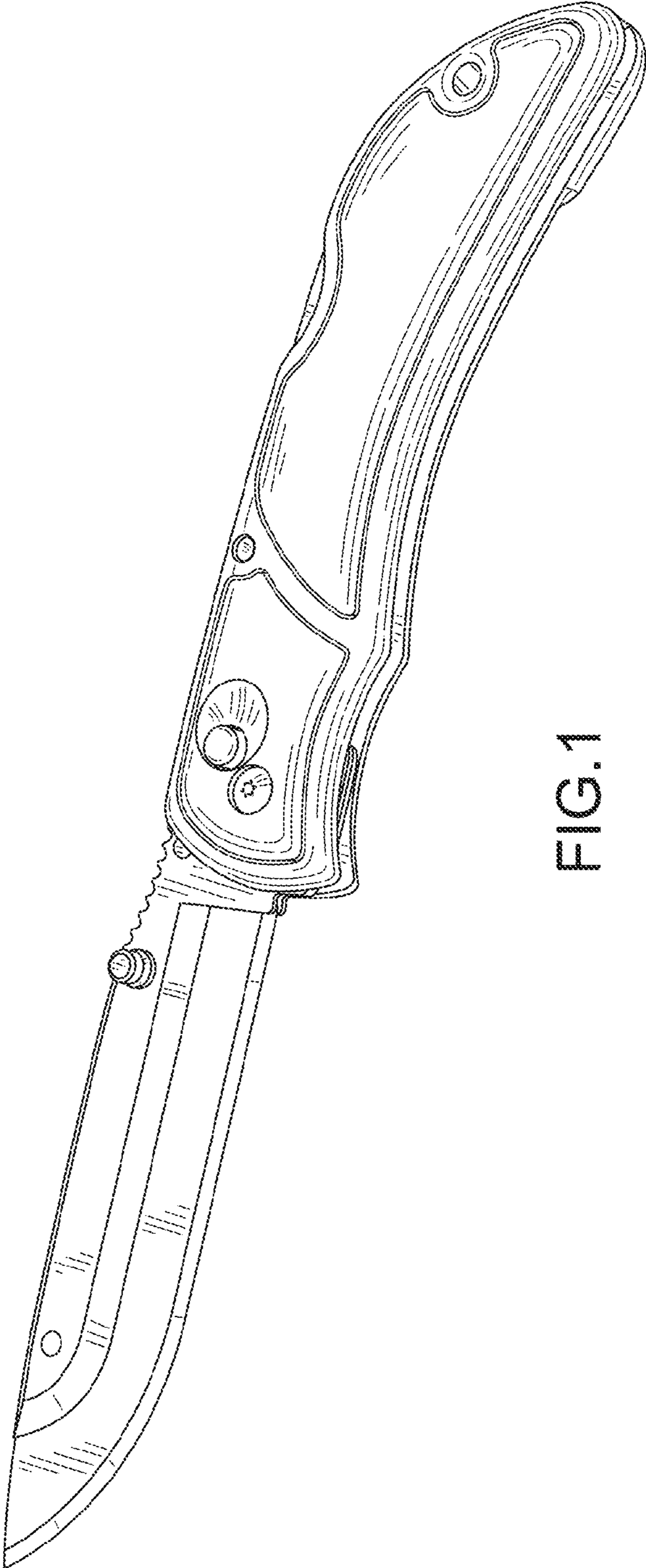


FIG. 1

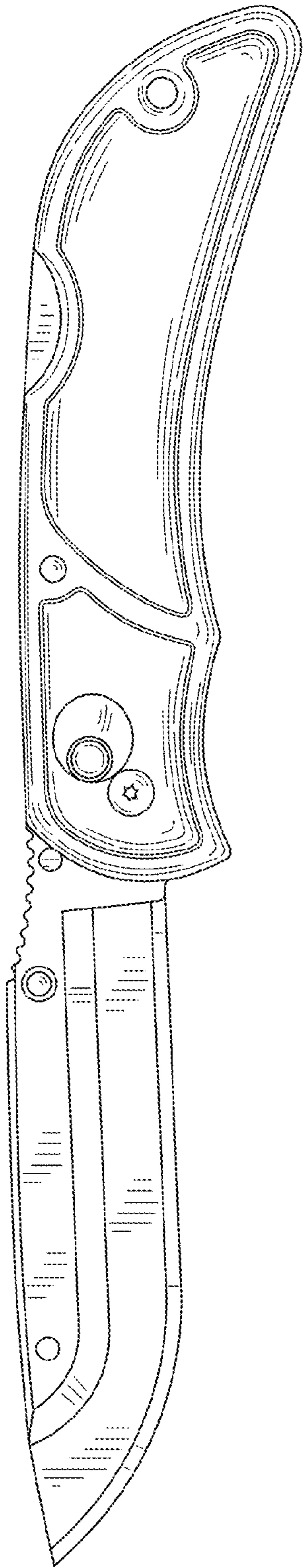


FIG. 2

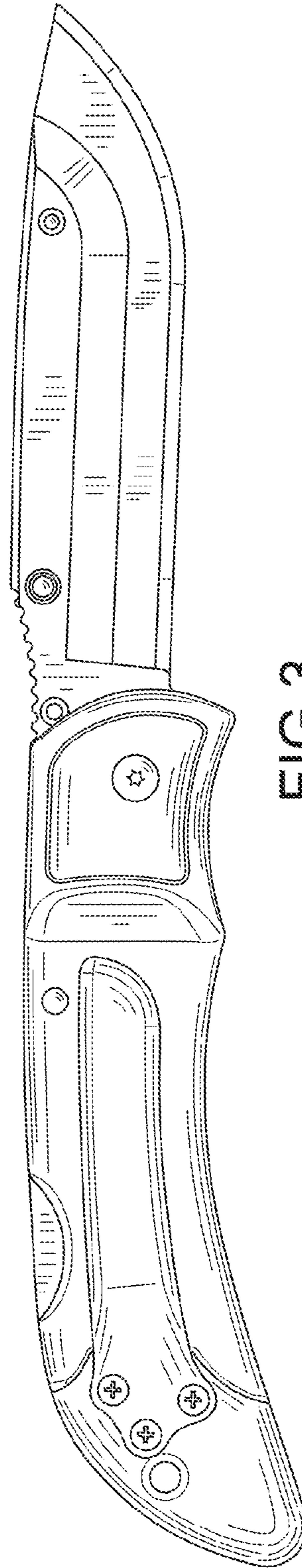


FIG. 3

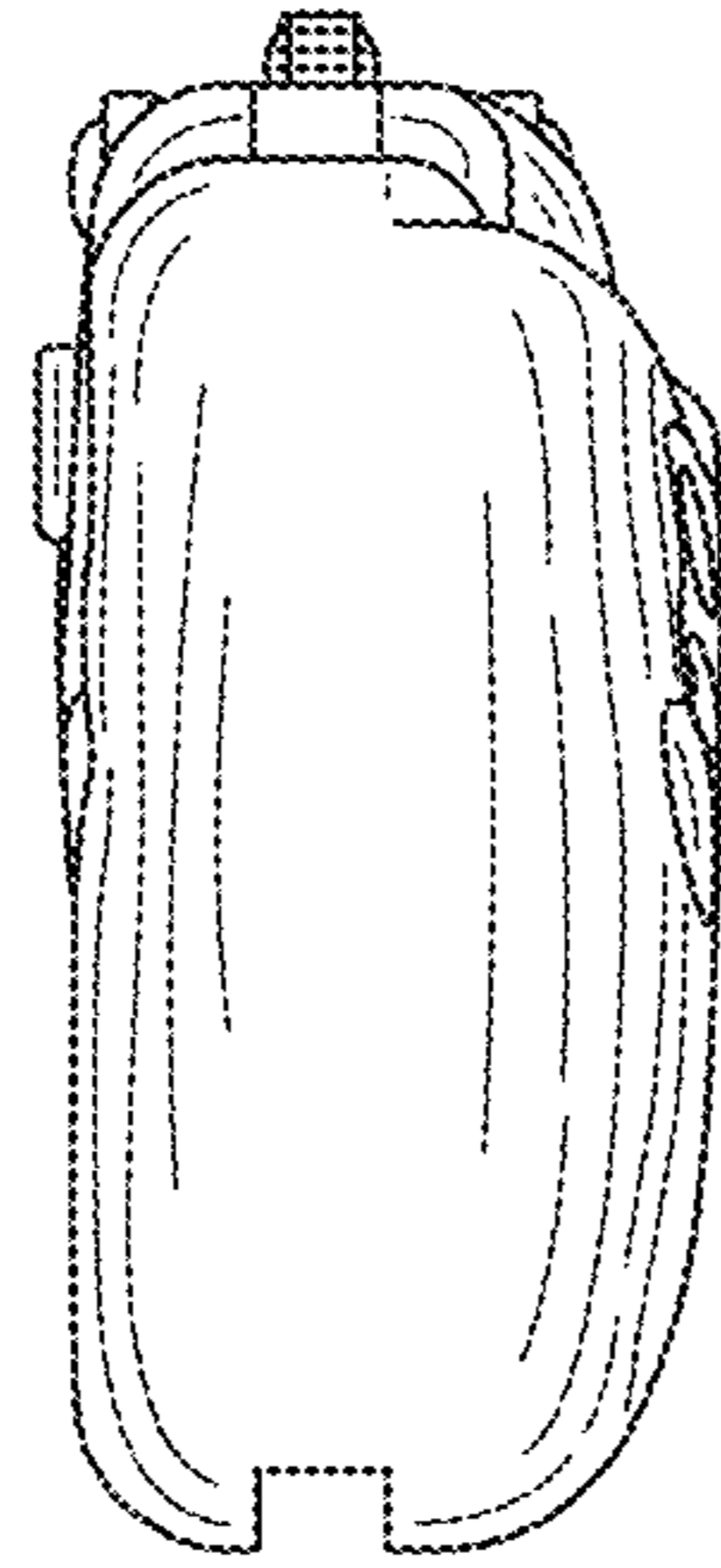


FIG. 4

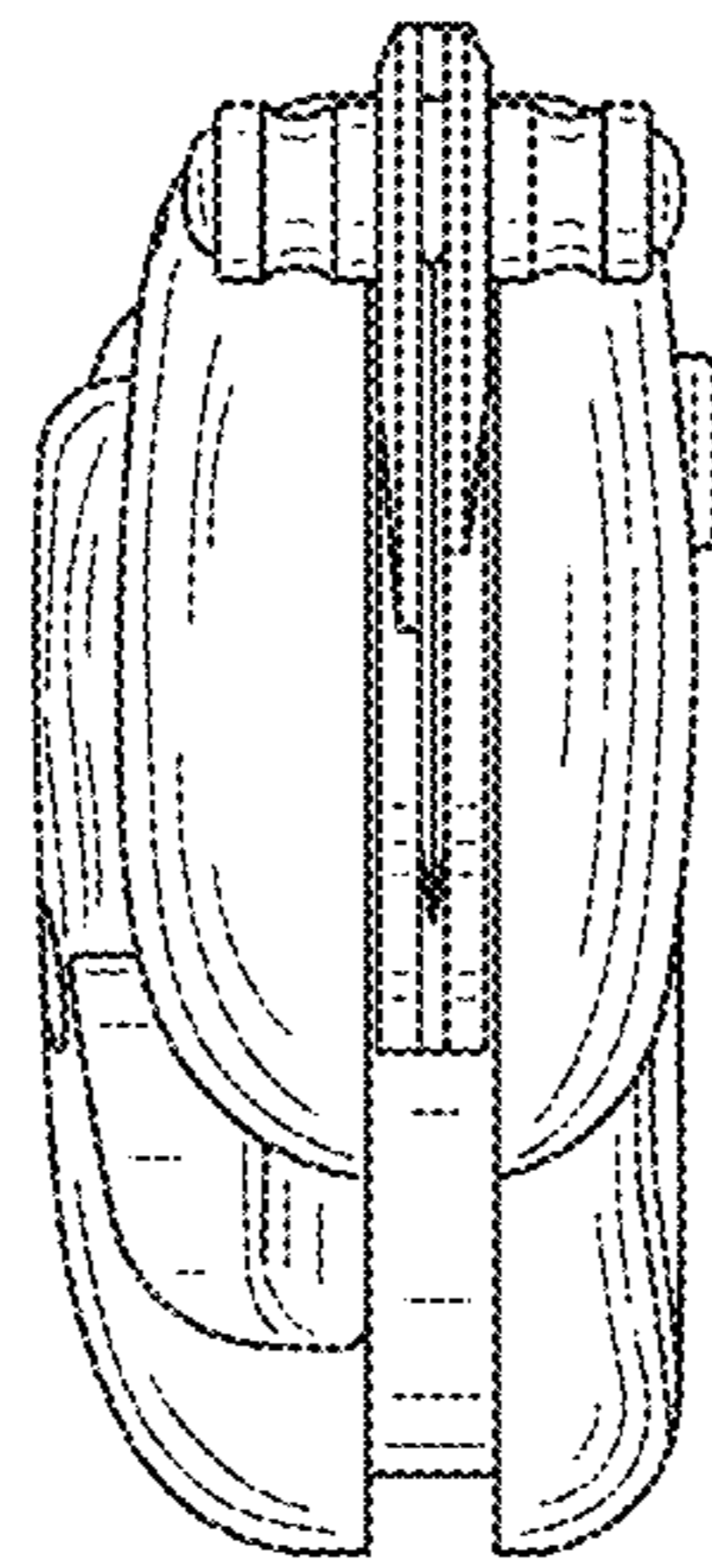


FIG. 5

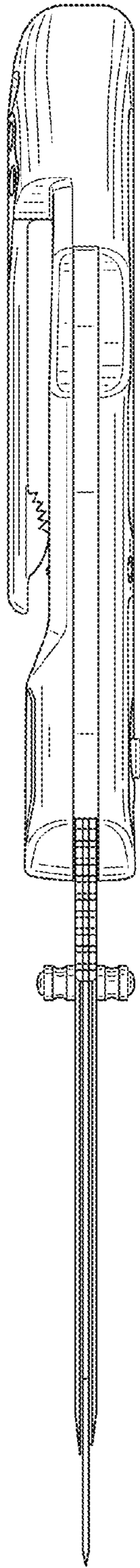


FIG. 6

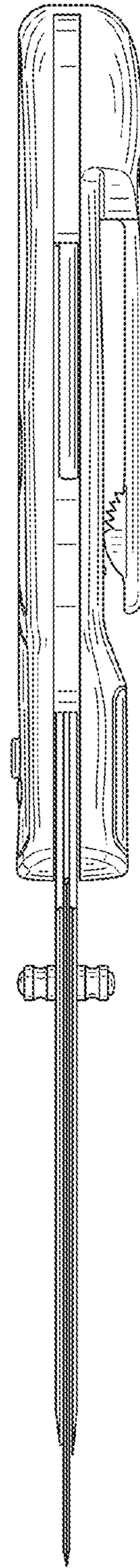


FIG. 7