



US00D764887S

(12) **United States Design Patent** (10) **Patent No.:** **US D764,887 S**
McConnell et al. (45) **Date of Patent:** **** Aug. 30, 2016**

(54) **CUTLERY SHARPENER**
(71) Applicant: **Whirlpool Corporation**, Benton Harbor, MI (US)
(72) Inventors: **John W. McConnell**, St. Joseph, MI (US); **Patrick J. Schiavone**, Benton Harbor, MI (US); **Wenkai Wu**, Aurora, IL (US)
(73) Assignee: **Whirlpool Corporation**, Benton Harbor, MI (US)

D539,082 S * 3/2007 Molayem D7/393
D560,461 S * 1/2008 Epstein D8/91
7,637,803 B2 12/2009 Welch
7,887,397 B2 * 2/2011 Shen B24D 15/02
451/552
D649,411 S * 11/2011 Lo D7/649
D649,841 S * 12/2011 Lo D7/649
D688,913 S * 9/2013 Lo D7/401.2
8,590,427 B2 11/2013 Murphy et al.
8,721,403 B2 5/2014 Welch
8,905,825 B2 12/2014 Huff
D749,915 S * 2/2016 Haas D7/649
2012/0266468 A1 10/2012 Murphy et al.
2013/0306500 A1 11/2013 Barber et al.
2015/0031274 A1 1/2015 Beechinor et al.

(**) Term: **14 Years**

FOREIGN PATENT DOCUMENTS

(21) Appl. No.: **29/524,066**
(22) Filed: **Apr. 16, 2015**
(51) **LOC (10) Cl.** **08-05**
(52) **U.S. Cl.**
USPC **D8/94; D8/107**
(58) **Field of Classification Search**
USPC D8/14, 51, 75, 82, 83, 95, 96, 97, 98,
D8/99, 101, 105, 107, 300; D7/649, 401.2;
D4/138; D24/133
CPC B24B 3/00; B24B 3/26; B24B 3/54
See application file for complete search history.

WO 02092288 A2 11/2002
WO 2010040424 A1 4/2010

* cited by examiner

Primary Examiner — Phillip S Hyder

(56) **References Cited**

U.S. PATENT DOCUMENTS

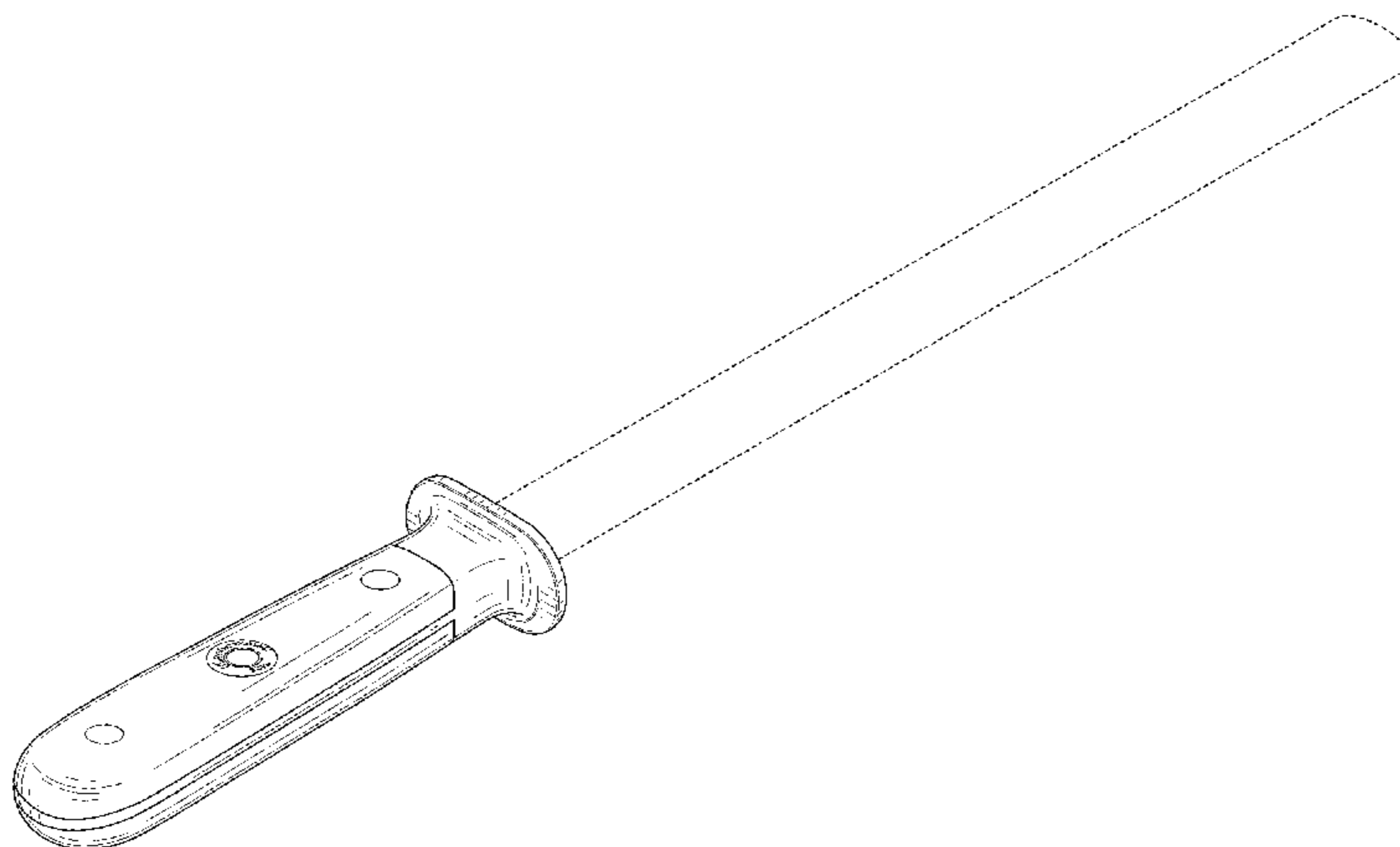
2,430,700 A 11/1947 Berman
2,432,231 A 12/1947 Elphee
4,866,845 A 9/1989 McEvily
5,046,385 A * 9/1991 Cozzini B24D 15/081
451/461
D389,716 S * 1/1998 Cohen D8/91
D392,870 S * 3/1998 Balolia D22/118
D444,692 S * 7/2001 Marquardt D7/395
D471,072 S 3/2003 Gordner
D483,624 S 12/2003 Bradshaw
D488,980 S 4/2004 Bradshaw
7,153,201 B2 * 12/2006 Smith B24D 15/08
451/540

(57) **CLAIM**
The ornamental design for a cutlery sharpener, as shown and described.

DESCRIPTION

FIG. 1 is a front perspective view of a cutlery sharpener according to a first embodiment of our design;
FIG. 2 is a front view thereof;
FIG. 3 is a back view thereof;
FIG. 4 is a right side view thereof;
FIG. 5 is a left side view thereof;
FIG. 6 is a top view thereof; and,
FIG. 7 is a bottom view thereof.
The broken lines depict portions of the cutlery sharpener in which the design is embodied that are not considered part of the claimed design.

1 Claim, 3 Drawing Sheets



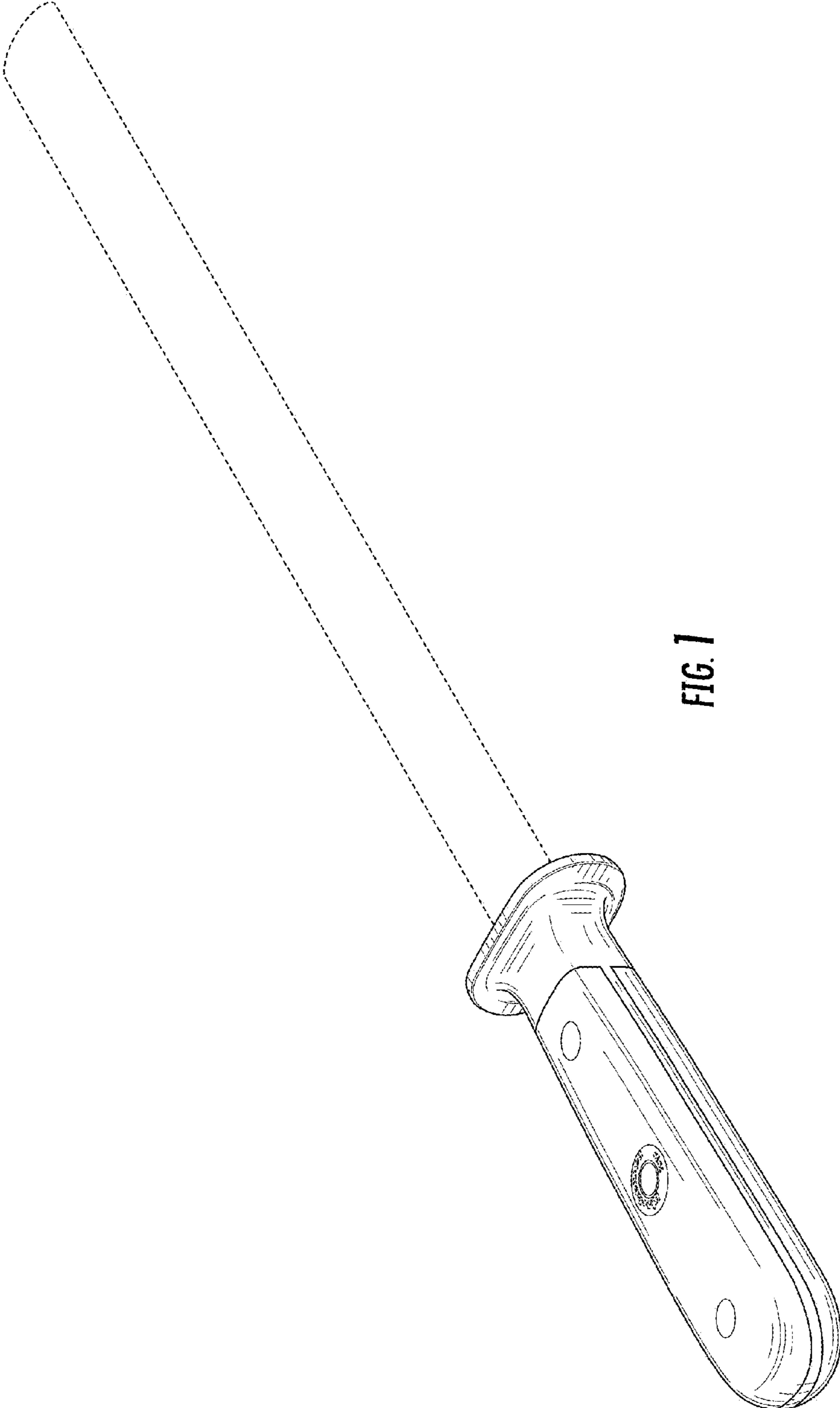


FIG. 1




FIG. 2




FIG. 3




FIG. 4

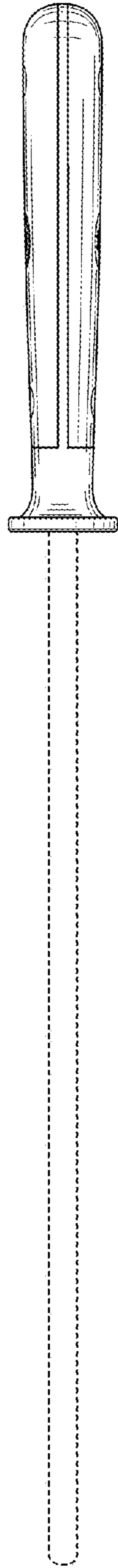


FIG. 5

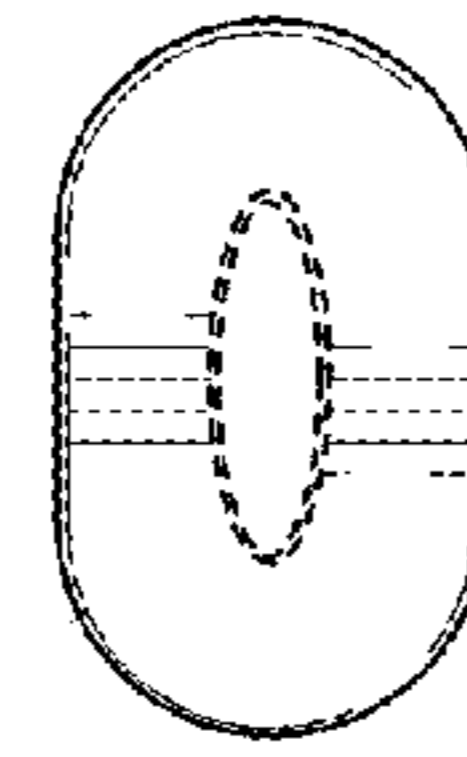


FIG. 7

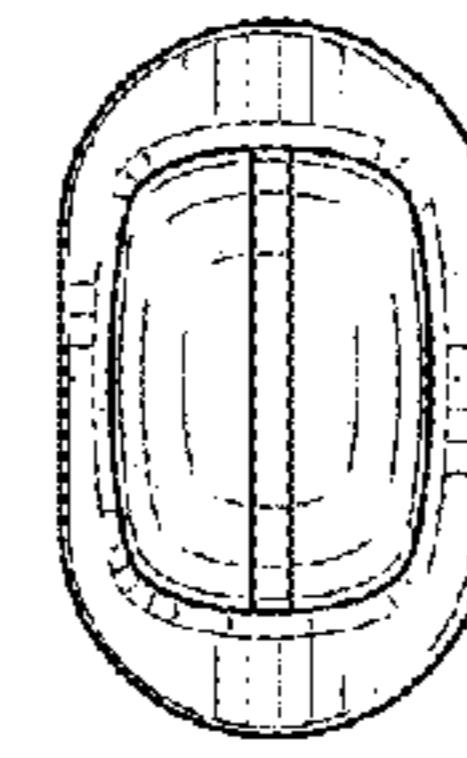


FIG. 6