

US00D764886S

(12) **United States Design Patent** (10) **Patent No.:** **US D764,886 S**
Clarke (45) **Date of Patent:** **** *Aug. 30, 2016**

(54) **AXE FOR SPLITTING WOOD INTO KINDLING OR THE LIKE**

(71) Applicant: **Dana Stone Clarke**, Santa Cruz, CA (US)

(72) Inventor: **Dana Stone Clarke**, Santa Cruz, CA (US)

(*) Notice: This patent is subject to a terminal disclaimer.

(**) Term: **14 Years**

(21) Appl. No.: **29/450,108**

(22) Filed: **Mar. 15, 2013**

(51) **LOC (10) Cl.** **08-02**

(52) **U.S. Cl.**
USPC **D8/76**

(58) **Field of Classification Search**
USPC D8/1, 11, 12, 14, 47, 75-81, 105;
D22/117-118; 7/143-147;
30/308-308.2; 81/19-24; 254/26 R
CPC B26B 23/00; B27L 7/005; B27L 7/06;
B27L 7/08
See application file for complete search history.

(56) **References Cited**

U.S. PATENT DOCUMENTS

153,364 A * 7/1874 Morrison 30/308.1
1,545,228 A * 7/1925 Bartran 172/371
D123,051 S * 10/1940 Farmer D8/11
3,116,796 A * 1/1964 Miljan 172/371
4,037,668 A * 7/1977 Svejda 172/371

4,181,166 A 1/1980 Jones
4,381,809 A * 5/1983 Kenjorski 30/308.1
D341,070 S * 11/1993 Warren D8/89
D379,141 S * 5/1997 Cleghorn D8/9
5,768,956 A 6/1998 Coonrad
D429,126 S * 8/2000 Murdukhayev D8/1
6,564,849 B1 * 5/2003 Kusner 157/1.3
D501,380 S * 2/2005 Sandoval D8/11
D546,142 S * 7/2007 Christensen et al. D8/1
8,424,212 B2 * 4/2013 Clarke 30/308.1
2007/0227050 A1 10/2007 Brown et al.

FOREIGN PATENT DOCUMENTS

AT 185266 4/1956

* cited by examiner

Primary Examiner — Philip S Hyder

Assistant Examiner — Roselynn Cody

(74) *Attorney, Agent, or Firm* — William A. Birdwell

(57) **CLAIM**

The ornamental design for an axe for splitting wood into kindling and the like, as shown and described.

DESCRIPTION

FIG. 1 is an isometric view of the front, bottom, and left side of my new design;

FIG. 2 is a left side elevation view thereof, the right side being a mirror image;

FIG. 3 is a bottom view thereof;

FIG. 4 is a top view thereof;

FIG. 5 is a front elevation view thereof; and,

FIG. 6 is a rear elevation view thereof.

The broken lines in the drawings are directed to features of the axe that form no part of the claim.

1 Claim, 2 Drawing Sheets

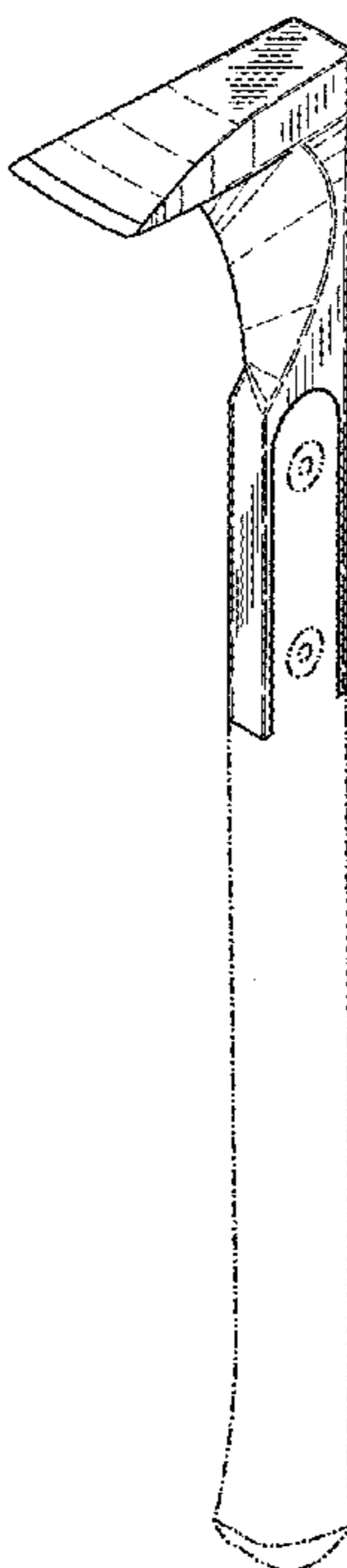


Fig. 1

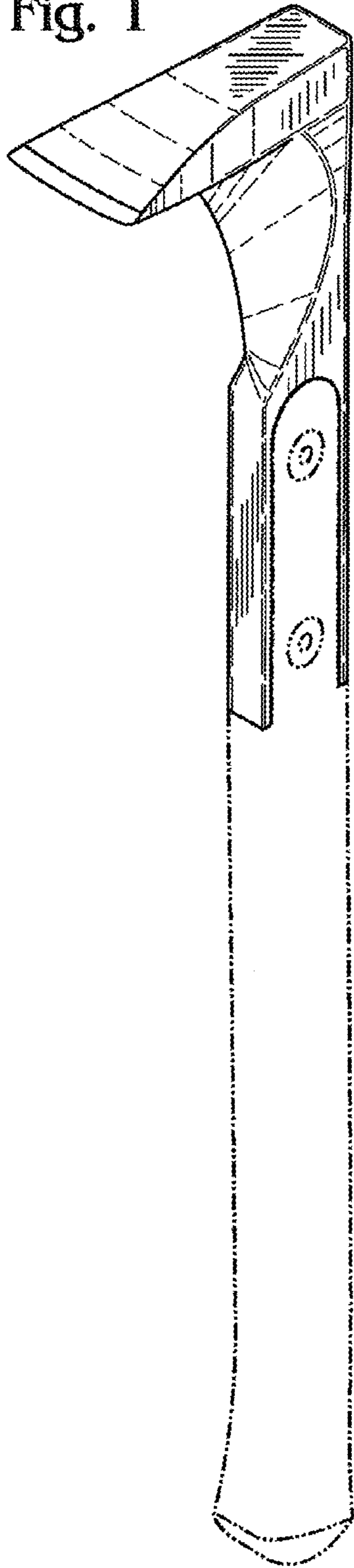


Fig. 2

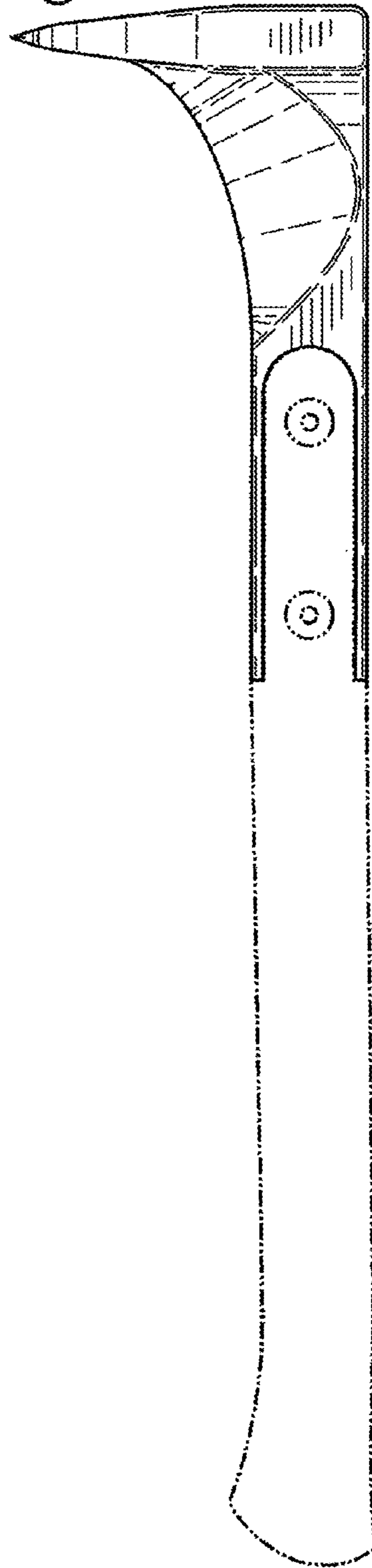


Fig. 3

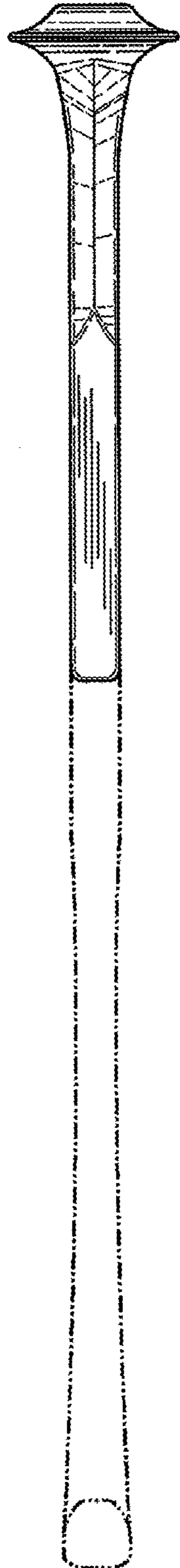


Fig. 4




Fig. 5

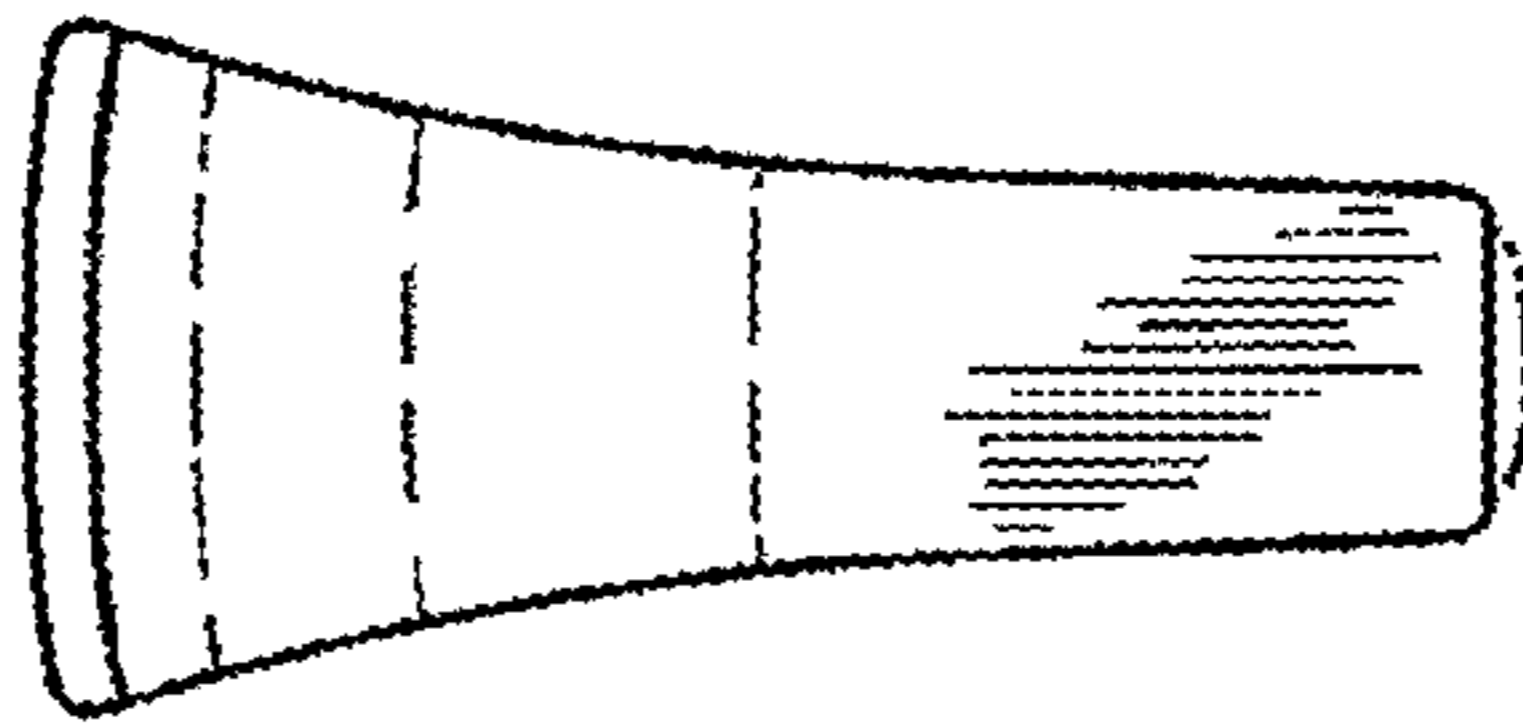


Fig. 6

