



US00D764880S

(12) **United States Design Patent** (10) **Patent No.:** **US D764,880 S**
Bock (45) **Date of Patent:** **** Aug. 30, 2016**

(54) **KNIFE BLOCK**
(71) Applicant: **Hamilton Beach Brands, Inc.**, Glen Allen, VA (US)
(72) Inventor: **Brian Bock**, Midlothian, VA (US)
(73) Assignee: **Hamilton Beach Brands, Inc.**, Glen Allen, VA (US)
(**) Term: **14 Years**
(21) Appl. No.: **29/515,805**
(22) Filed: **Jan. 27, 2015**
(51) **LOC (10) Cl.** **07-99**
(52) **U.S. Cl.**
USPC **D7/637**
(58) **Field of Classification Search**
USPC D7/601–603, 612, 615, 629, 630, 631, D7/637–641; D19/65, 75, 81–85; 76/82, 76/84, 86; 211/13.1, 60.1, 70, 70.6, 70.7; 248/37.3, 37.6; 451/552
CPC A47G 21/00; A47G 21/14; A47F 5/16; A47F 7/00; A47F 7/0028; A47F 7/283; B26B 3/00; B26B 27/00
See application file for complete search history.

D478,787 S 8/2003 Logiudice
6,854,186 B2 * 2/2005 Basden A47G 21/14 248/37.3
D571,619 S * 6/2008 Abo D7/637
D591,566 S 5/2009 Yamada
D657,635 S 4/2012 deBretton Gordon
D688,922 S 9/2013 Batliner
2006/0117575 A1 * 6/2006 Tetreault A47G 21/14 30/298.4
2006/0218798 A1 * 10/2006 Chen A47G 21/14 30/298
2007/0278165 A1 12/2007 Ranieri
2011/0283547 A1 * 11/2011 Wang A47G 21/14 30/298.4

OTHER PUBLICATIONS

Henckels Knife Storage Block, announced Oct. 2001, [online], site visited Mar. 29, 2016. Available from Internet, <URL: <http://www.amazon.com>>.*

* cited by examiner

Primary Examiner — Derrick Holland
Assistant Examiner — Janice Lim
(74) *Attorney, Agent, or Firm* — Alexander D. Roring

(57) **CLAIM**
The ornamental design for a knife block, as shown and described.

(56) **References Cited**

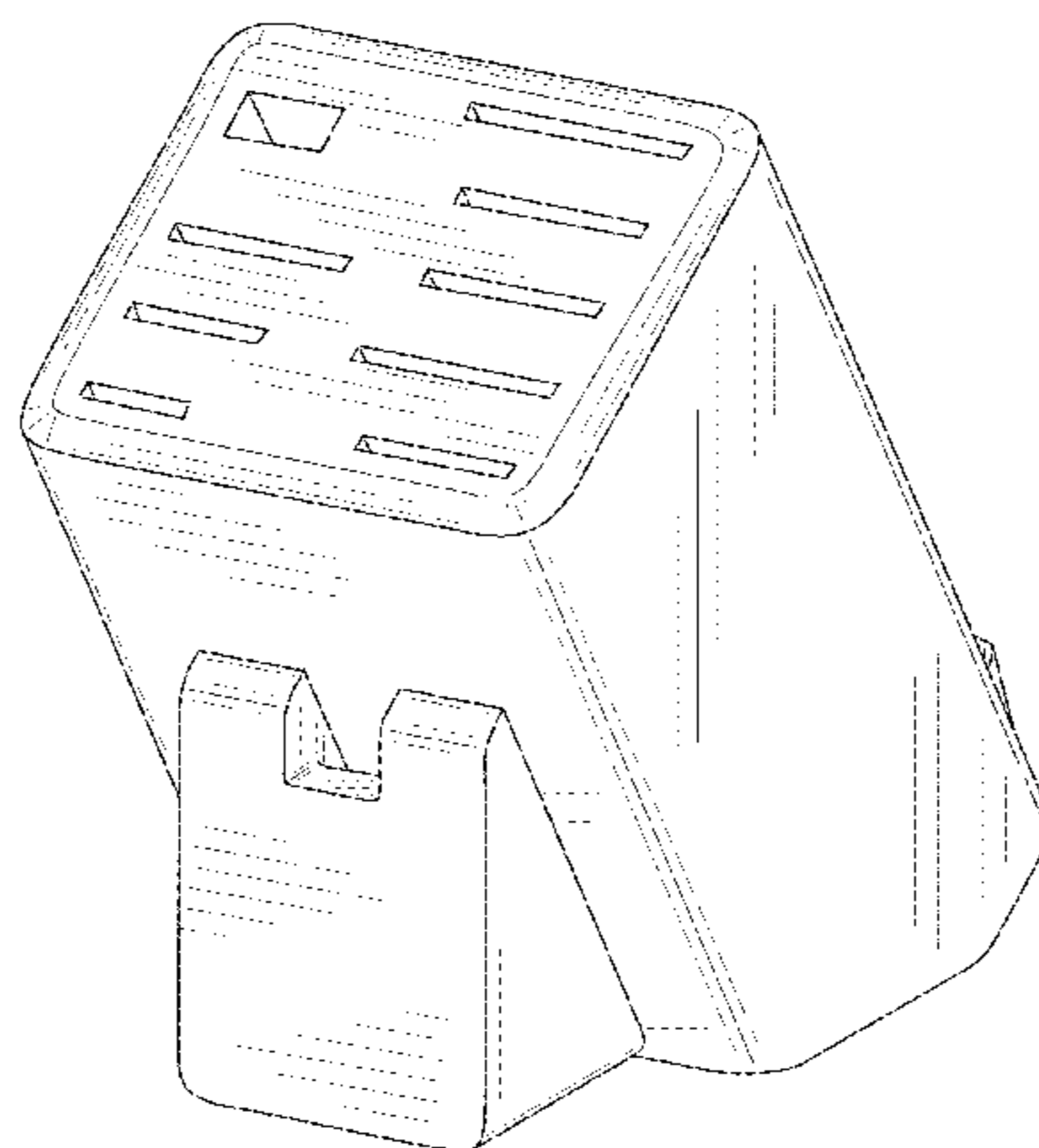
U.S. PATENT DOCUMENTS

D104,380 S * 5/1937 Poglein D7/641
D247,735 S 4/1978 Gangelhoff et al.
D271,171 S 11/1983 Kinkade
D285,038 S 8/1986 Hahn
D338,376 S 8/1993 Ulber
D382,774 S 8/1997 Cohen et al.
D410,822 S 6/1999 Ancona et al.
D421,879 S 3/2000 Miller et al.
D422,850 S * 4/2000 Ancona D7/637
D434,615 S * 12/2000 Chien D7/637
D440,124 S 4/2001 Weng
6,371,312 B1 * 4/2002 Tsuchida A47G 21/14 211/70.7
D471,072 S * 3/2003 Gordner D7/637

DESCRIPTION

FIG. 1 is a top, front, right side perspective view of a knife block, showing my new design;
FIG. 2 is a front view thereof;
FIG. 3 is a rear view thereof;
FIG. 4 is a left side view thereof;
FIG. 5 is a right side view thereof;
FIG. 6 is a top plan view thereof; and,
FIG. 7 is a bottom plan view thereof.
The broken line portions of FIG. 7 are included to show unclaimed subject matter only and form no part of the claimed design.

1 Claim, 7 Drawing Sheets



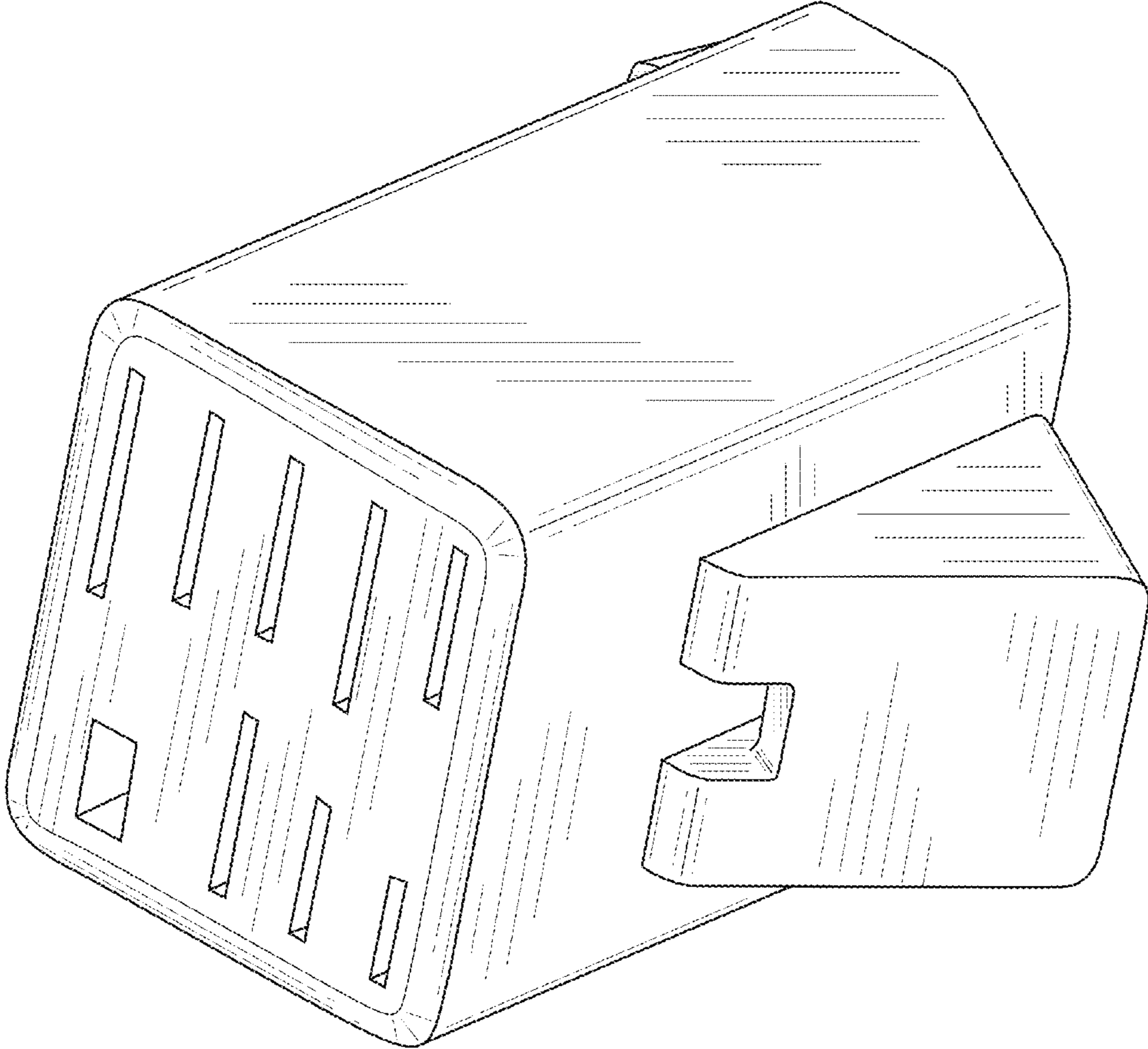


FIG. 1

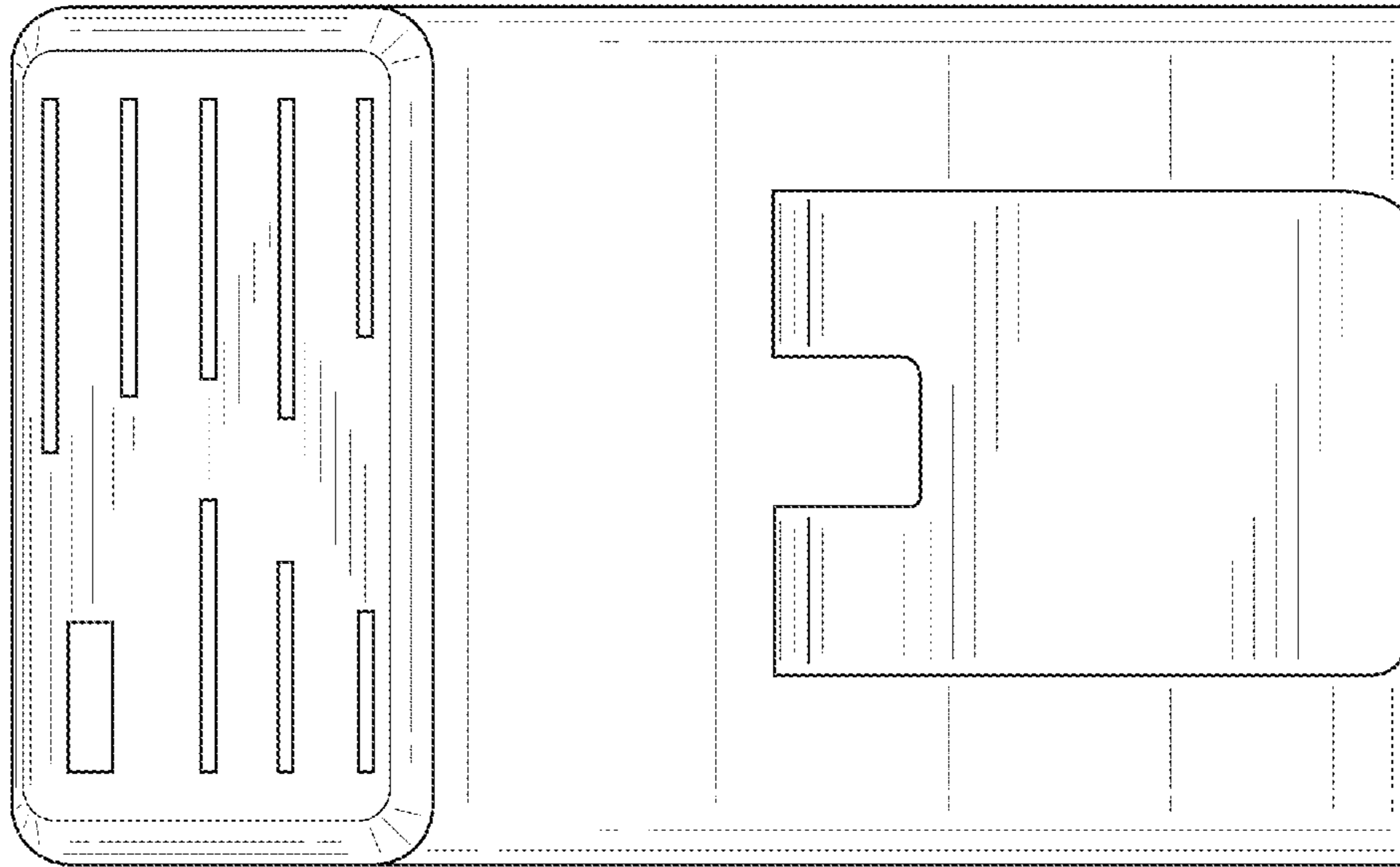


FIG. 2




FIG. 3

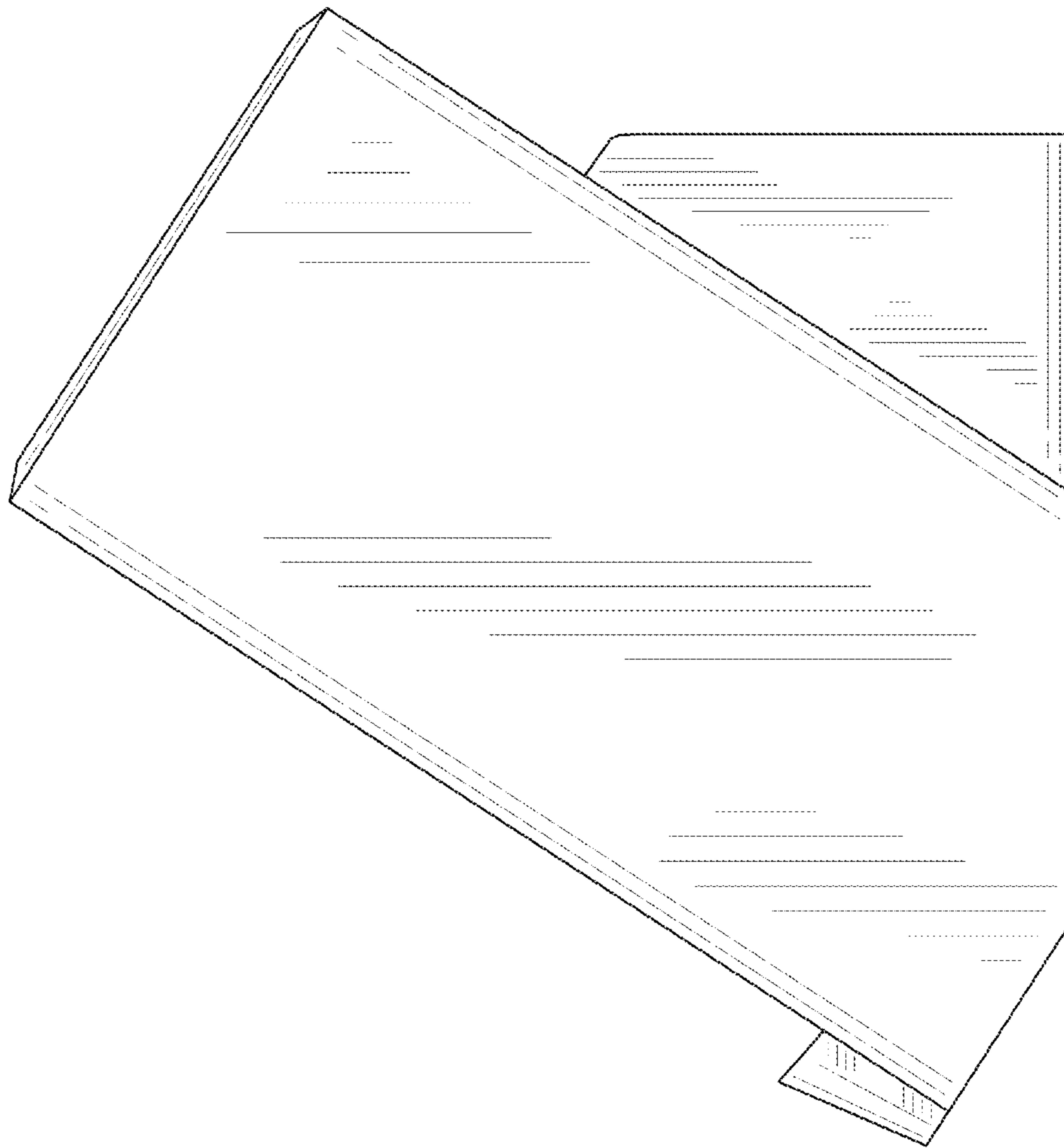


FIG. 4

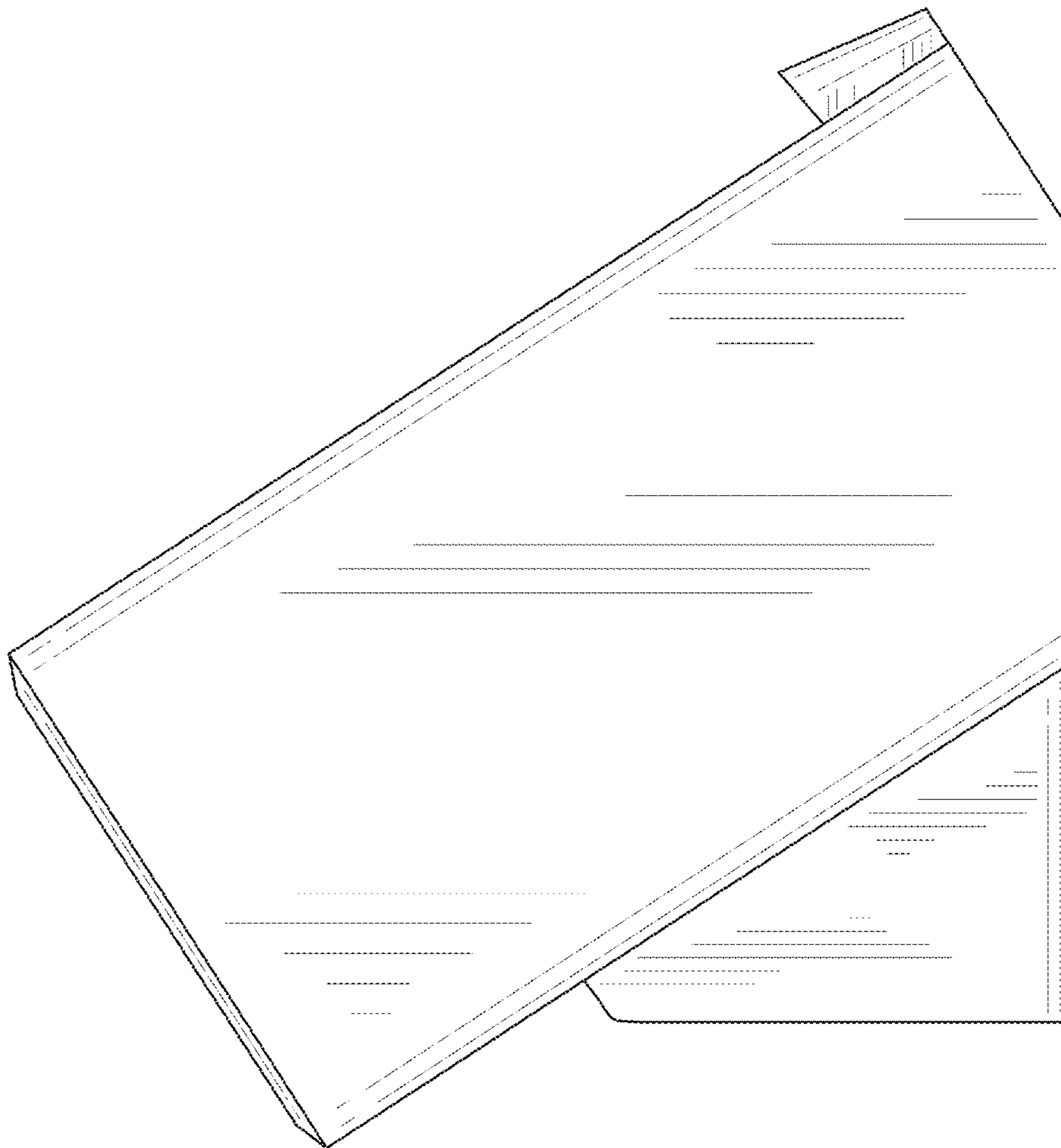


FIG. 5

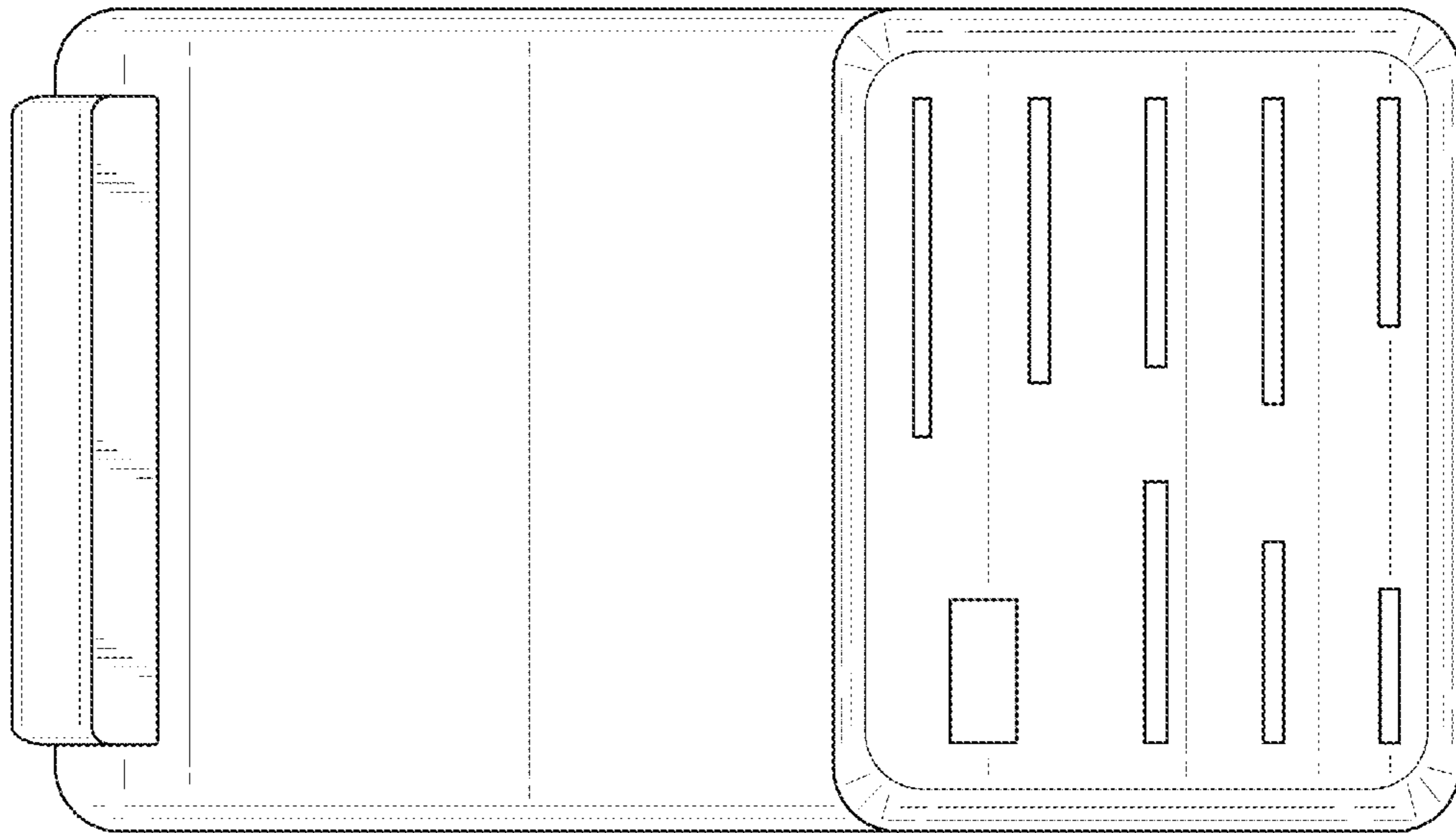


FIG. 6




FIG. 7