

US00D764844S

(12) **United States Design Patent**
Hsu et al.

(10) **Patent No.:** **US D764,844 S**
(45) **Date of Patent:** **** Aug. 30, 2016**

- (54) **SHELF ORGANIZER**
- (71) Applicant: **Seville Classics Inc.**, Torrance, CA (US)
- (72) Inventors: **Li-Han Hsu**, Torrance, CA (US);
Cynthia J. Luff, Redondo Beach, CA (US)
- (73) Assignee: **Seville Classics Inc.**, Torrance, CA (US)
- (**) Term: **15 Years**
- (21) Appl. No.: **29/547,446**
- (22) Filed: **Dec. 3, 2015**

- D369,037 S * 4/1996 Wyatt D6/675.2
- D392,486 S * 3/1998 Hsia D6/552
- 5,996,812 A * 12/1999 Sokol, Jr. B42F 7/10
211/11
- D429,094 S * 8/2000 Solowiej D6/552
- D436,239 S * 1/2001 Walsh D34/17
- 6,173,847 B1 * 1/2001 Zellner, III A47B 55/02
211/186
- D450,481 S * 11/2001 Post D6/675.2
- D460,848 S * 7/2002 Tzeng D34/21
- D471,033 S * 3/2003 Yamaguchi D6/675.2
- D471,381 S * 3/2003 Yamaguchi D6/675.2
- D476,183 S * 6/2003 Bennett D6/552
- D499,921 S * 12/2004 Moon D6/552
- D517,769 S * 3/2006 Post D34/21
- D568,635 S * 5/2008 Klein D6/675.2
- D714,084 S * 9/2014 Hsu D6/683
- D746,089 S * 12/2015 Hsu D6/683

* cited by examiner

Related U.S. Application Data

- (62) Division of application No. 29/510,591, filed on Dec. 1, 2014, now Pat. No. Des. 746,089.
- (51) **LOC (10) Cl.** **06-06**
- (52) **U.S. Cl.**
USPC **D6/683.1**
- (58) **Field of Classification Search**
USPC D6/449, 475-476, 477-479, 675-675.1,
D6/682-682.1, 683, 683.1; 108/59-61,
108/91-93, 149, 157.1, 158.1; 211/134,
211/186, 188, 182, 153, 175
CPC A47B 63/00; A47F 5/0018; A47F 5/0031
See application file for complete search history.

(56) **References Cited**

U.S. PATENT DOCUMENTS

- 3,280,989 A * 10/1966 Melvin A47F 5/01
108/59
- D341,459 S * 11/1993 Yang D34/17

Primary Examiner — Kelley Donnelly

(74) *Attorney, Agent, or Firm* — Raymond Sun

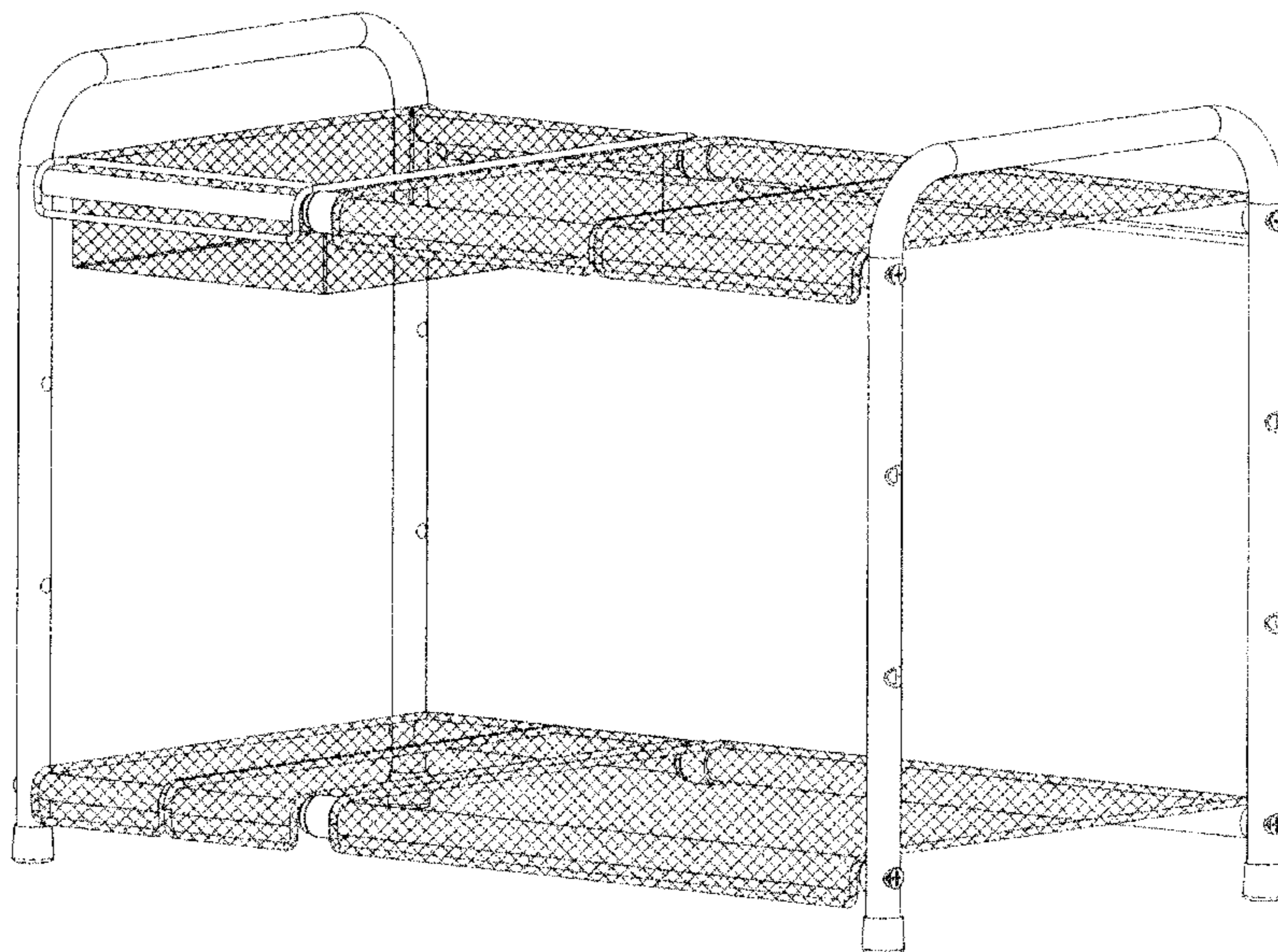
(57) **CLAIM**

The ornamental design for a shelf organizer, as shown and described.

DESCRIPTION

FIG. 1 is a perspective view of a shelf organizer showing my new design;
 FIG. 2 is a front plan view thereof;
 FIG. 3 is a left plan view thereof;
 FIG. 4 is a right plan view thereof;
 FIG. 5 is a top plan view thereof;
 FIG. 6 is a bottom plan view thereof; and,
 FIG. 7 is a rear plan view thereof.
 The broken lines in the drawings form no part of the claimed design.

1 Claim, 7 Drawing Sheets



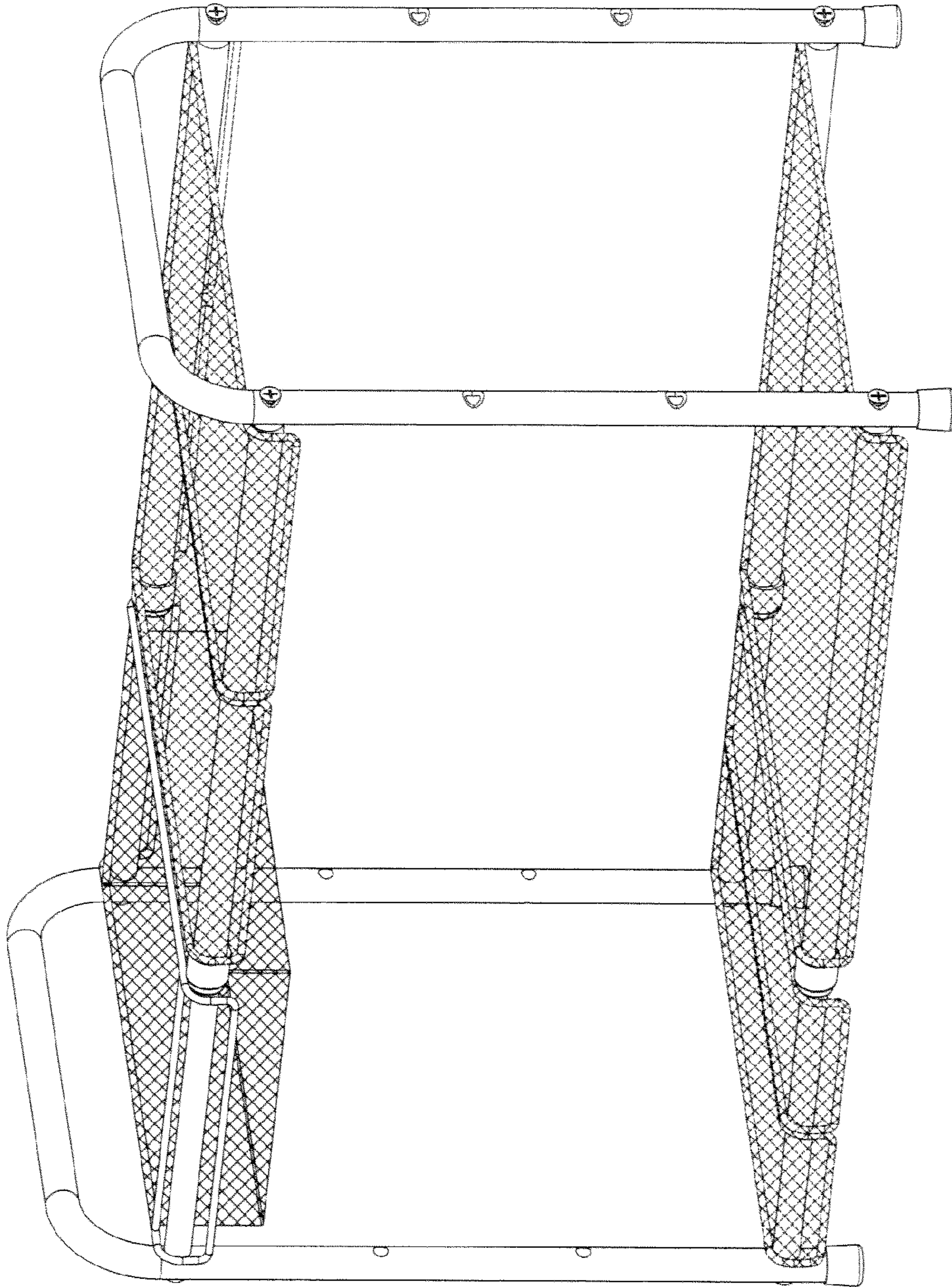


FIG. 1

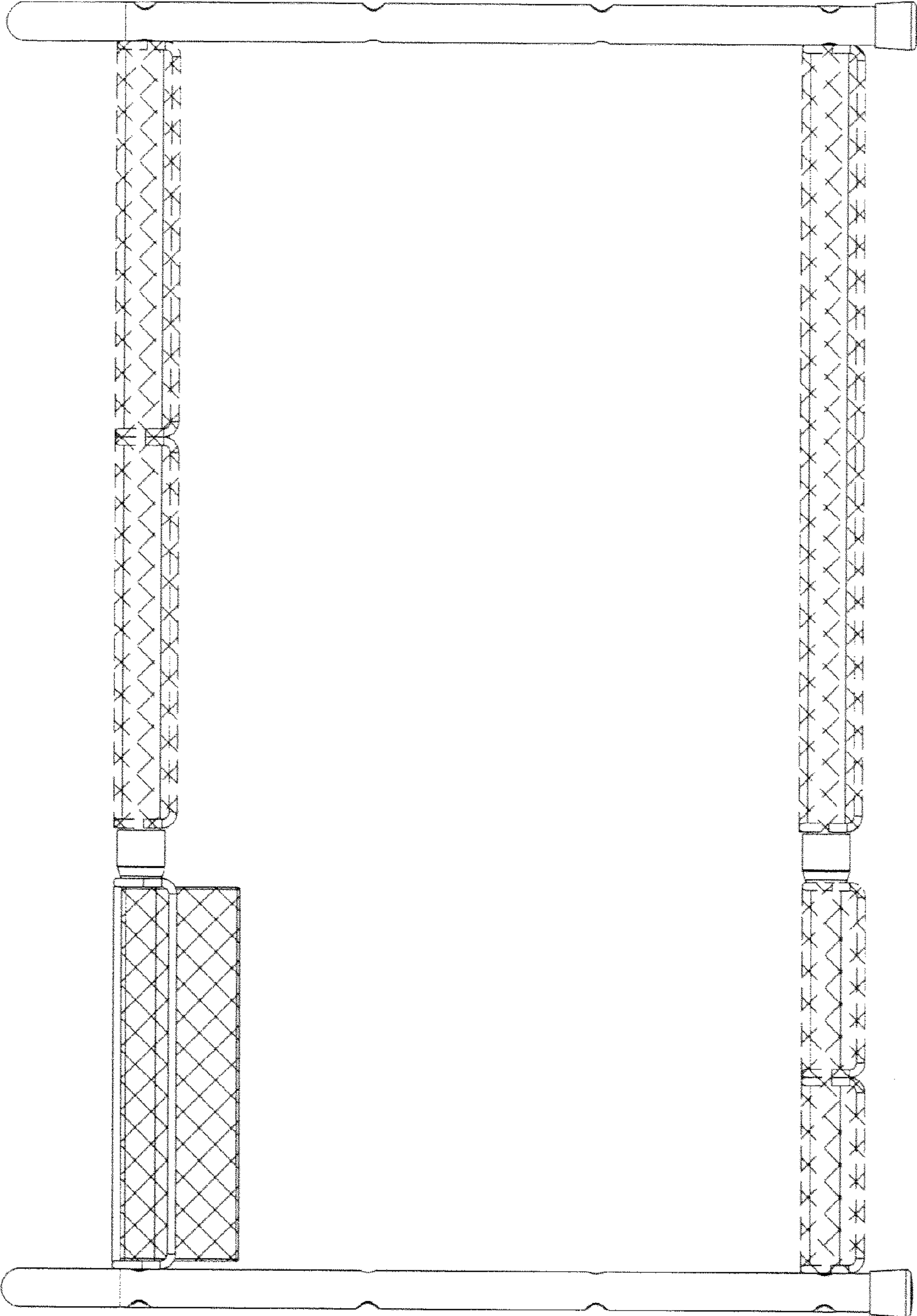


FIG. 2

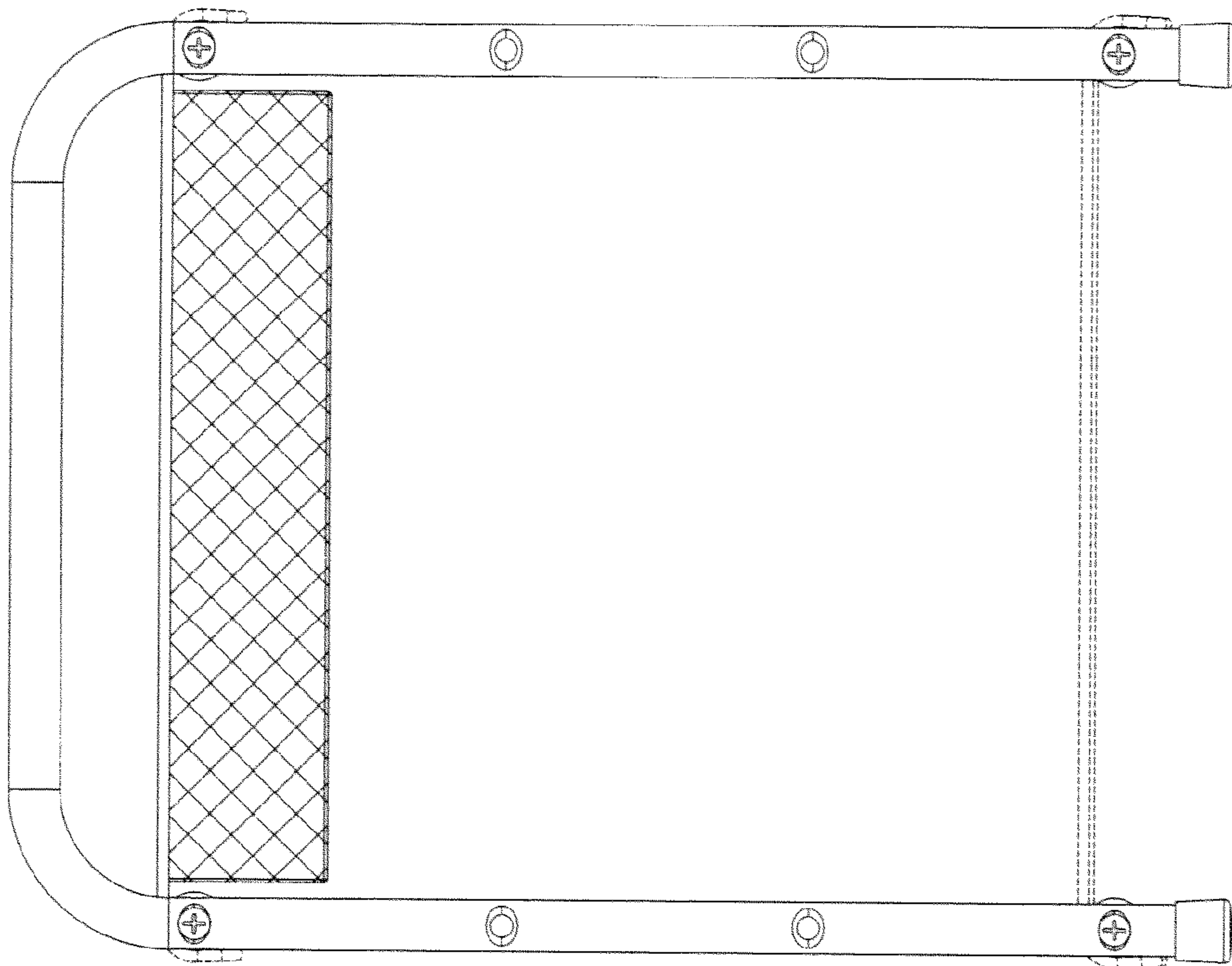


FIG. 3




FIG. 4




FIG. 5




FIG. 6

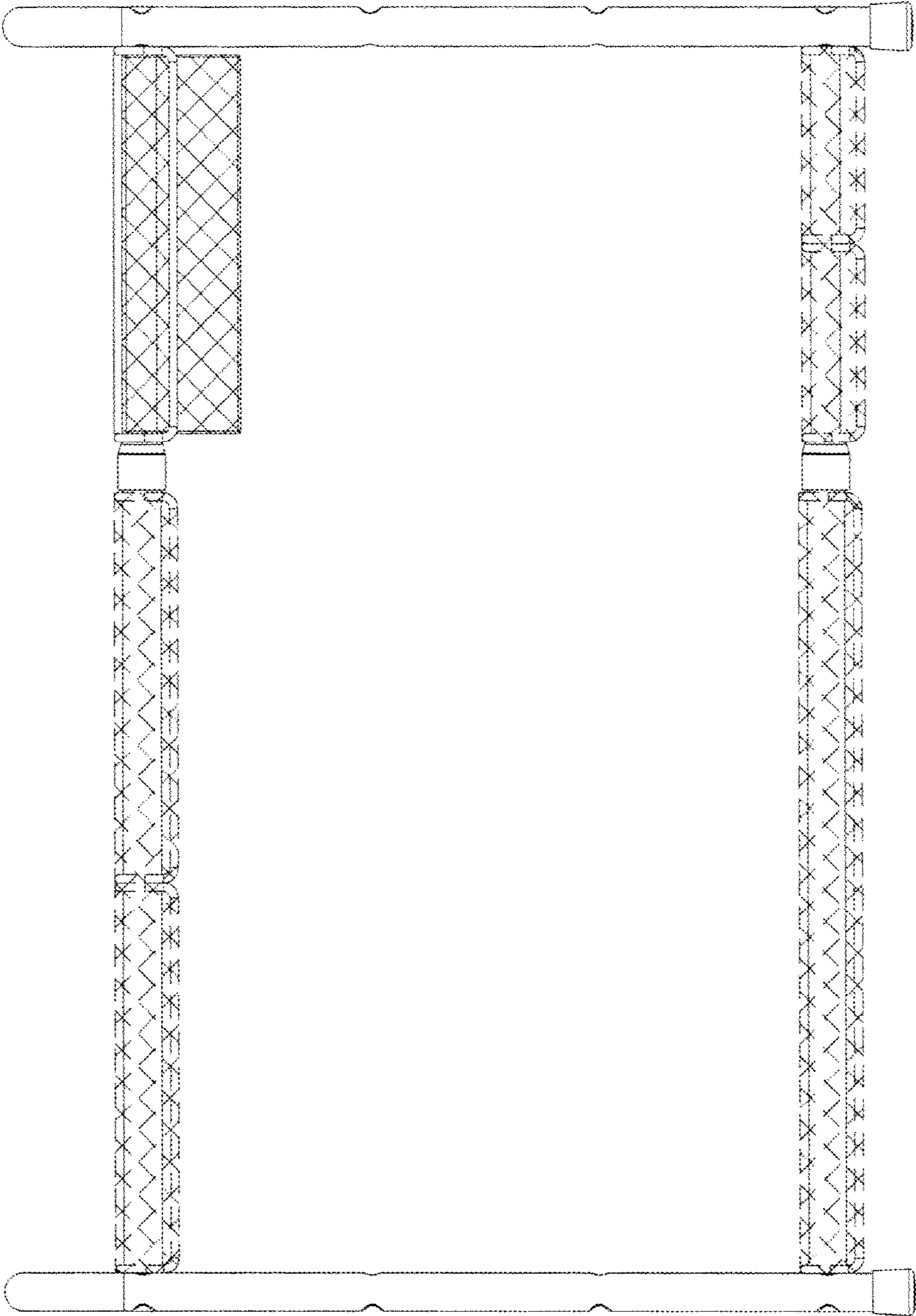


FIG. 7