

US00D764814S

(12) **United States Design Patent**  
**Park**

(10) **Patent No.:** **US D764,814 S**

(45) **Date of Patent:** **\*\* Aug. 30, 2016**

(54) **HANGING ORGANIZER**

(71) Applicant: **Umbra LLC**, Buffalo, NY (US)

(72) Inventor: **Sung wook Park**, Toronto (CA)

(73) Assignee: **Umbra LLC**, Buffalo, NY (US)

(\*\*) Term: **14 Years**

(21) Appl. No.: **29/508,176**

(22) Filed: **Nov. 4, 2014**

(51) **LOC (10) Cl.** ..... **06-08**

(52) **U.S. Cl.**  
USPC ..... **D6/315**

(58) **Field of Classification Search**  
USPC ..... D6/315-328, 513, 514, 681.1, 682.2;  
223/85-98; 211/1, 13.1, 34-36, 85,  
211/85.3, 90.01, 104, 188; D3/313  
CPC . A47G 25/746; A47G 25/36; A47G 25/0685;  
A47G 25/005; A47G 25/38; A47G 25/0664;  
A47G 25/90; A47G 29/00; A47G 25/56;  
A47F 7/08; A47F 5/0006; A47F 7/00; A47F  
7/19; A47F 7/24; A47F 5/10; A47F 5/0043;  
A47B 61/04; A47B 96/027; A47B 61/003;  
A47B 87/0207; A47B 47/00; A47B 45/00  
See application file for complete search history.

(56) **References Cited**

**U.S. PATENT DOCUMENTS**

D168,545 S \* 1/1953 Huch ..... D6/315  
D197,146 S \* 12/1963 Fisher ..... D6/315

D547,579 S \* 7/2007 Greiner ..... D6/514  
D644,027 S \* 8/2011 Sabounjian ..... D3/313  
D651,830 S \* 1/2012 Sabounjian ..... D6/514  
D681,335 S \* 5/2013 Sabounjian ..... D3/313  
8,985,348 B2 \* 3/2015 Prado ..... A47G 25/18  
211/85.3  
2007/0080120 A1 \* 4/2007 Greiner ..... A47B 61/003  
211/34

\* cited by examiner

*Primary Examiner* — Derrick Holland

*Assistant Examiner* — Lauren Calve

(74) *Attorney, Agent, or Firm* — Simpson & Simpson, PLLC

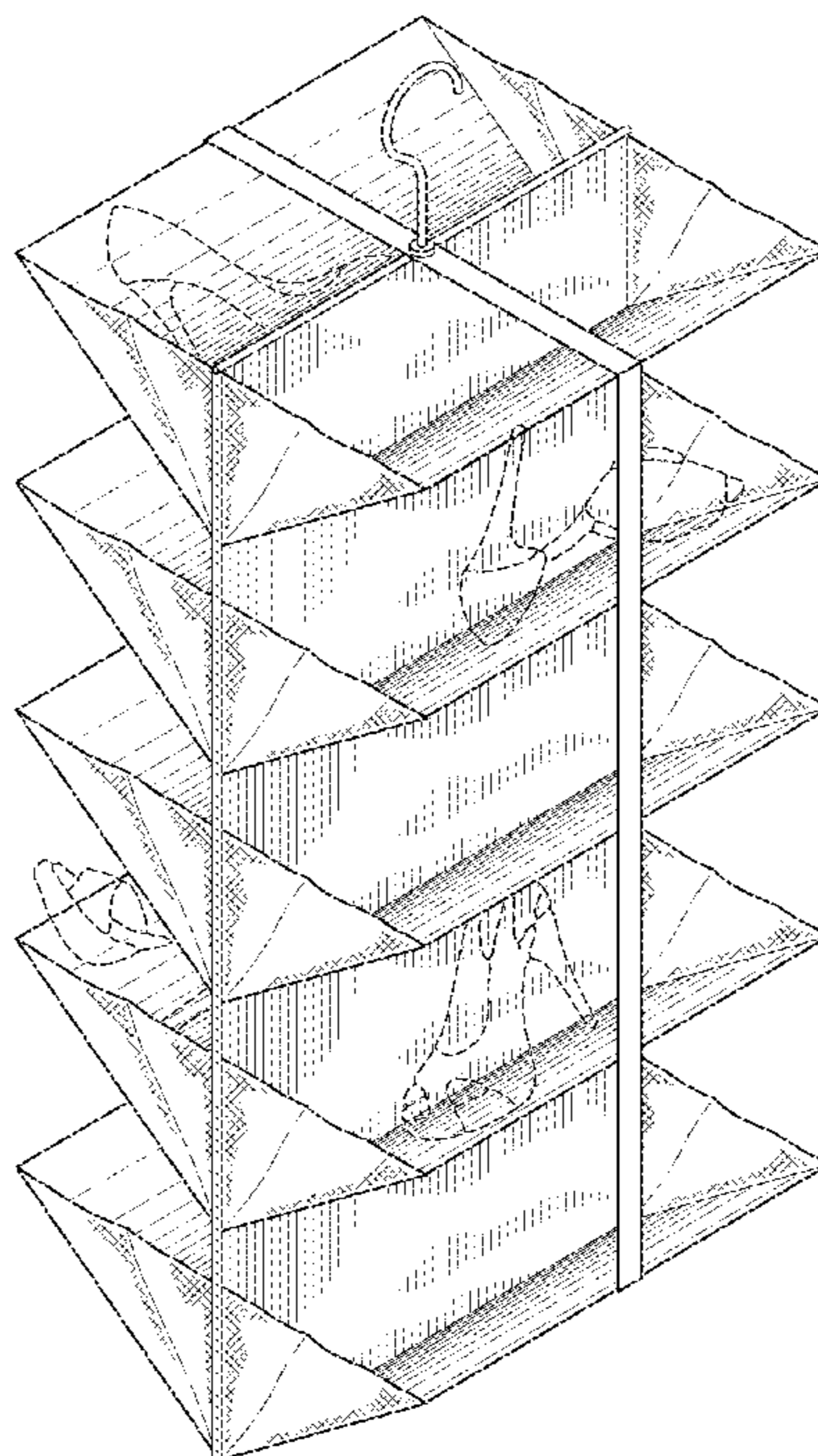
(57) **CLAIM**

The ornamental design for a hanging organizer, as shown and described.

**DESCRIPTION**

FIG. 1 is a front top perspective view of a hanging organizer of the present invention shown in environmental use; FIG. 2 is a front elevational view of the invention shown in FIG. 1; FIG. 3 is a rear elevational view of the invention shown in FIG. 1; FIG. 4 is a right side elevational view of the invention shown in FIG. 1; FIG. 5 is a left side elevational view of the invention shown in FIG. 1; FIG. 6 is a top plan view of the invention shown in FIG. 1; and, FIG. 7 is a bottom plan view of the invention shown in FIG. 1. The broken lines shown represent unclaimed subject matter and form no part of the claimed design.

**1 Claim, 6 Drawing Sheets**



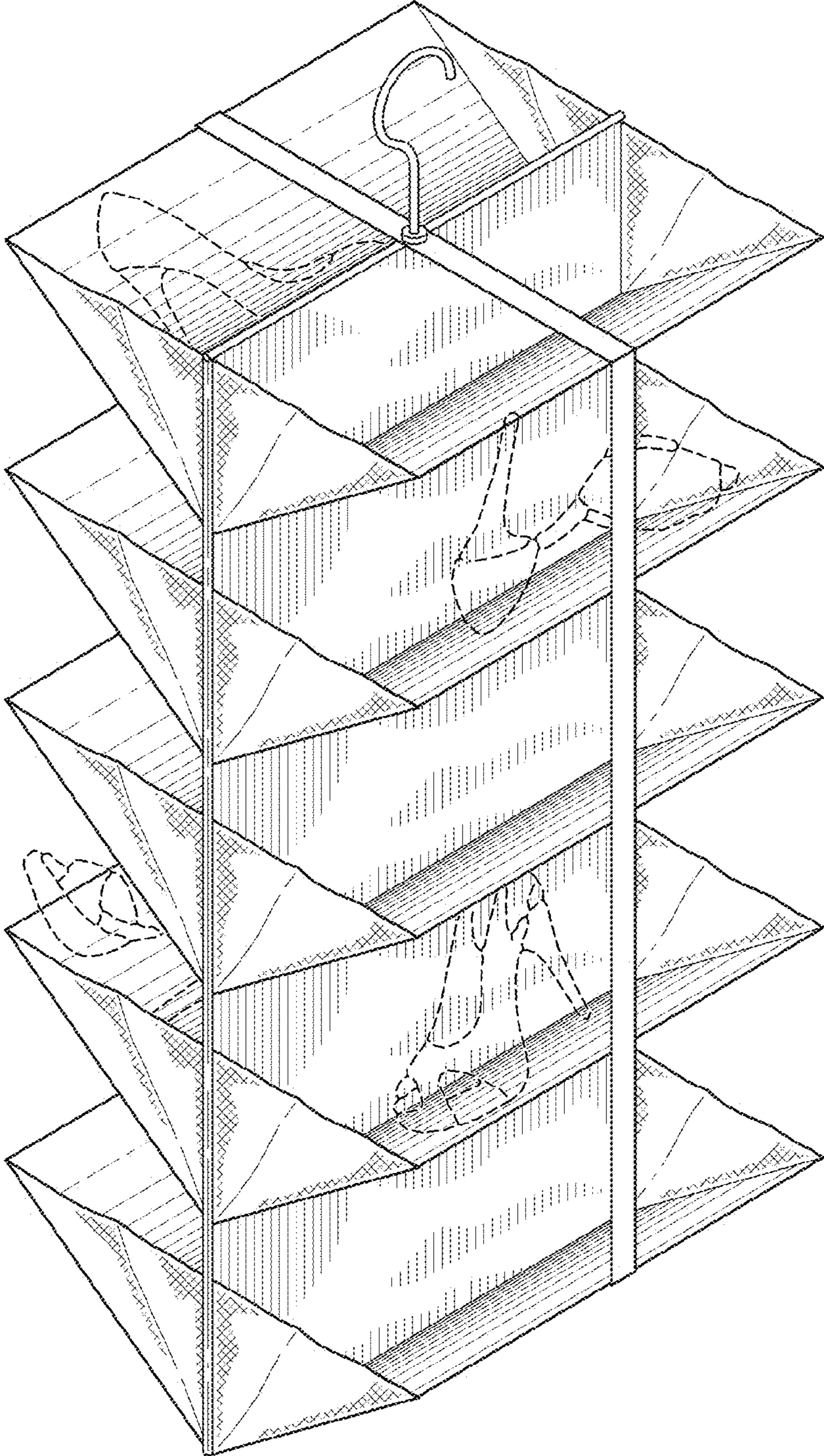


Fig. 1

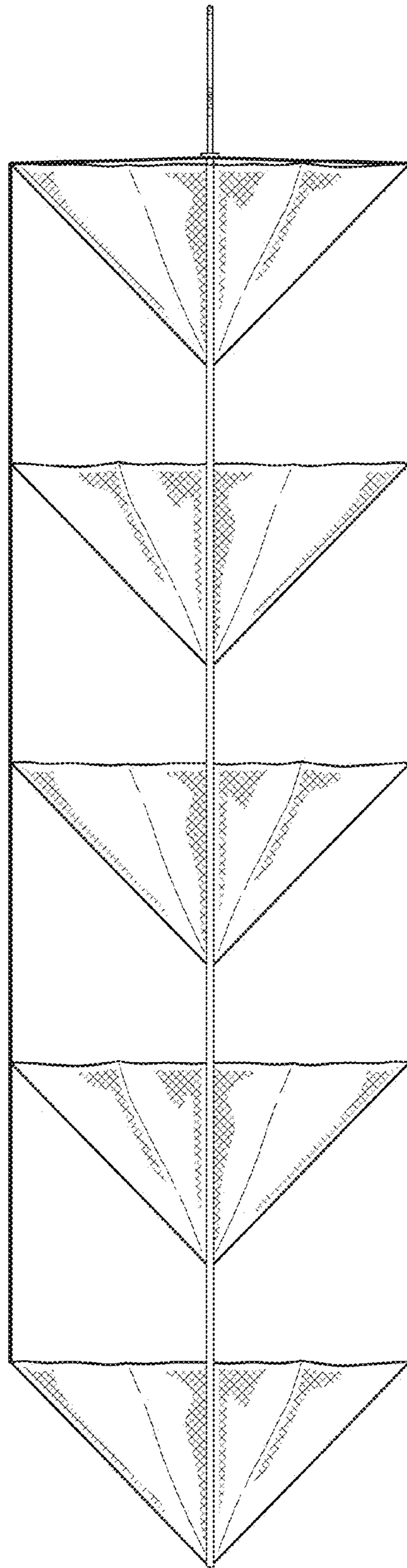


Fig. 2

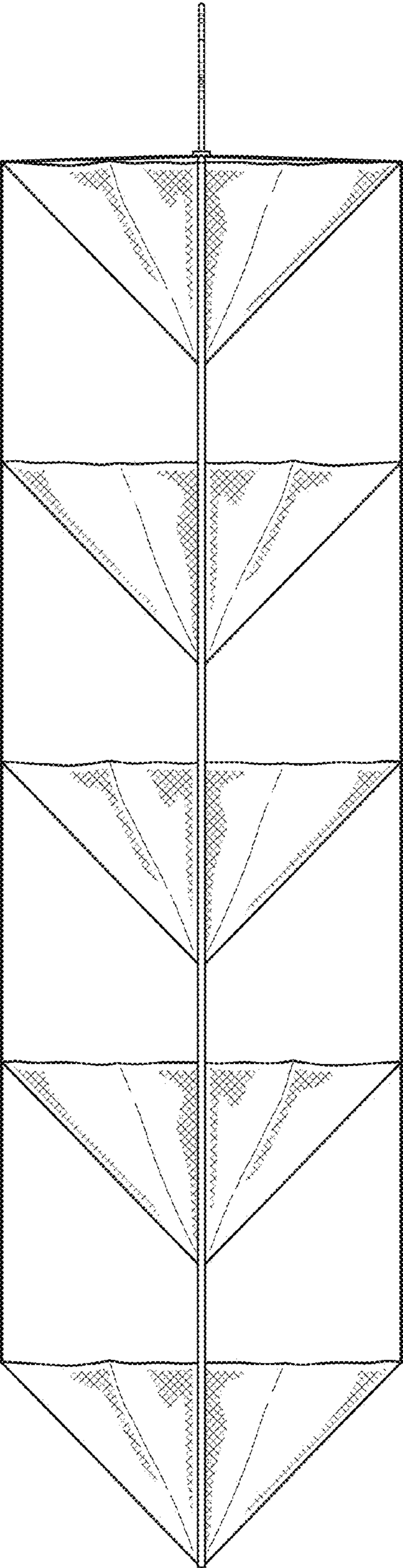


Fig. 3




Fig. 4




Fig. 5

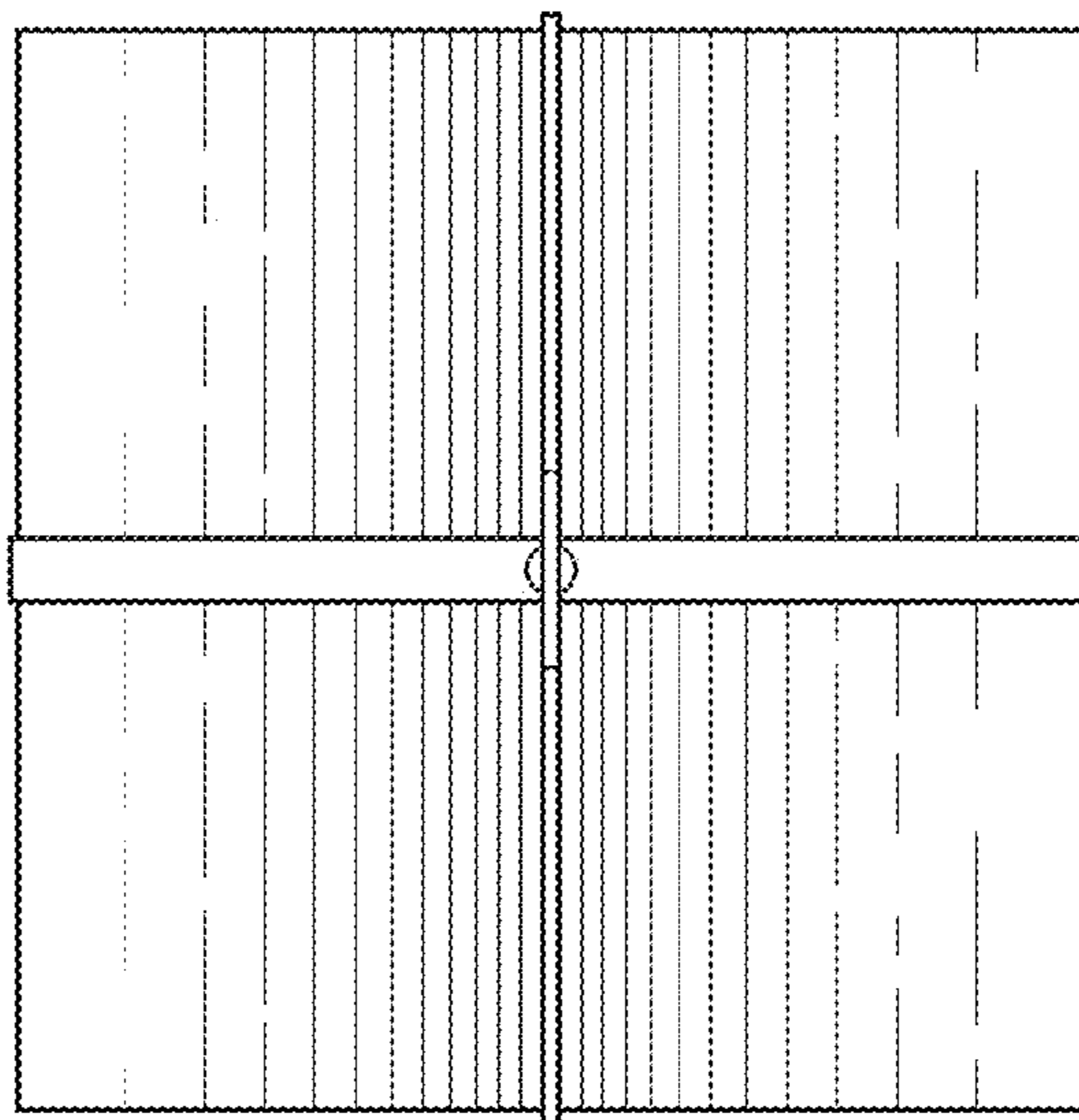


Fig. 6

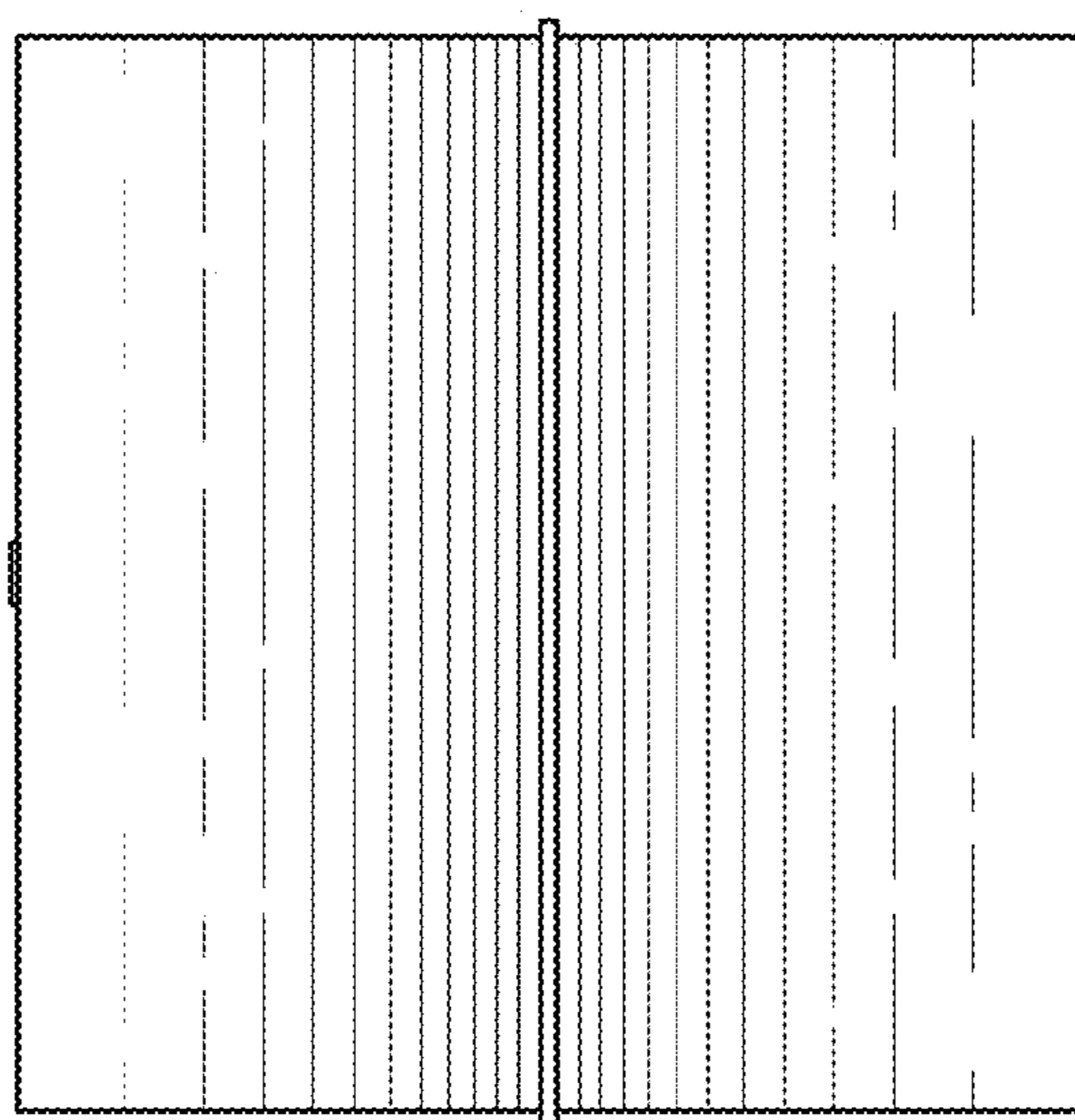


Fig. 7