



US00D764799S

(12) **United States Design Patent**
Ball et al.

(10) **Patent No.:** **US D764,799 S**

(45) **Date of Patent:** **** Aug. 30, 2016**

(54) **RING BOX**

(71) Applicants: **Summer Ball**, Irvine, CA (US); **Bryan Ball**, Irvine, CA (US)

(72) Inventors: **Summer Ball**, Irvine, CA (US); **Bryan Ball**, Irvine, CA (US)

(**) Term: **15 Years**

(21) Appl. No.: **29/527,481**

(22) Filed: **May 19, 2015**

(51) **LOC (10) Cl.** **03-01**

(52) **U.S. Cl.**

USPC **D3/302**; D3/903; D9/423

(58) **Field of Classification Search**

USPC D28/76, 83, 85, 86, 87, 88, 89, 90;
D9/651, 737, 738, 516, 522, 529, 549,
D9/551, 553, 555, 560, 559, 564, 566, 504,
D9/432, 726, 430, 519, 414, 423, 418,
D9/424; D3/208, 903, 274, 275

CPC A45C 11/16; A45C 11/00

See application file for complete search history.

(56) **References Cited**

U.S. PATENT DOCUMENTS

D204,504 S *	4/1966	Braun	D9/423
D254,720 S *	4/1980	Schuander	D9/423
D306,973 S *	4/1990	Kaplan	D3/294
D344,676 S *	3/1994	Newman	D9/423
D387,982 S *	12/1997	Kaplan	D9/418
D400,708 S *	11/1998	Srinual	D3/294
D401,850 S *	12/1998	Srinual	D9/423
D406,233 S *	3/1999	Kaplan	D9/423
D408,145 S *	4/1999	Au	D3/294
D414,692 S *	10/1999	Srinual	D9/423
D417,843 S *	12/1999	Srinual	D9/423
D446,449 S *	8/2001	Conway	D3/903
D493,107 S *	7/2004	Bergne	D3/294
D509,133 S *	9/2005	Au	D3/294

D510,700 S *	10/2005	Au	D3/294
D543,453 S *	5/2007	Fu	D21/392
D623,512 S *	9/2010	Stewart	D9/423
D686,491 S *	7/2013	Kuo	D9/432
D732,240 S *	6/2015	Brown	D28/76
D734,550 S *	7/2015	Schlatter	D28/83

OTHER PUBLICATIONS

Polka Dot Bride blog, "Vintage Velvet Ring Boxes", Accessed Feb. 17, 2016. Published Sep. 28, 2014. (<http://www.polkadotbride.com/2014/09/vintage-velvet-ring-boxes-mrs-box/>).*

* cited by examiner

Primary Examiner — Jennifer Rivard

Assistant Examiner — April Rivas

(74) *Attorney, Agent, or Firm* — Valle Makoff LLP; Nuritsa S. Ksachikyan

(57) **CLAIM**

The ornamental design for a ring box, as shown and described.

DESCRIPTION

FIG. 1 is an elevated front right perspective view of an assembled ring box, the shading illustrates a plush fabric outer covering.

FIG. 2 is a right side elevation view thereof;

FIG. 3 is a left side elevation view thereof;

FIG. 4 is a rear elevation view thereof;

FIG. 5 is a front elevation view thereof;

FIG. 6 is a bottom plan view thereof;


FIG. 7 is a top plan view thereof;

FIG. 8 is a right side perspective view of the ring box in FIG. 1 with the lid shown removed and adjacent to the main body part of the box; and,

FIG. 9 is a top plan view thereof.

The claimed ring box is used to store and present a ring.

1 Claim, 6 Drawing Sheets






FIG. 1

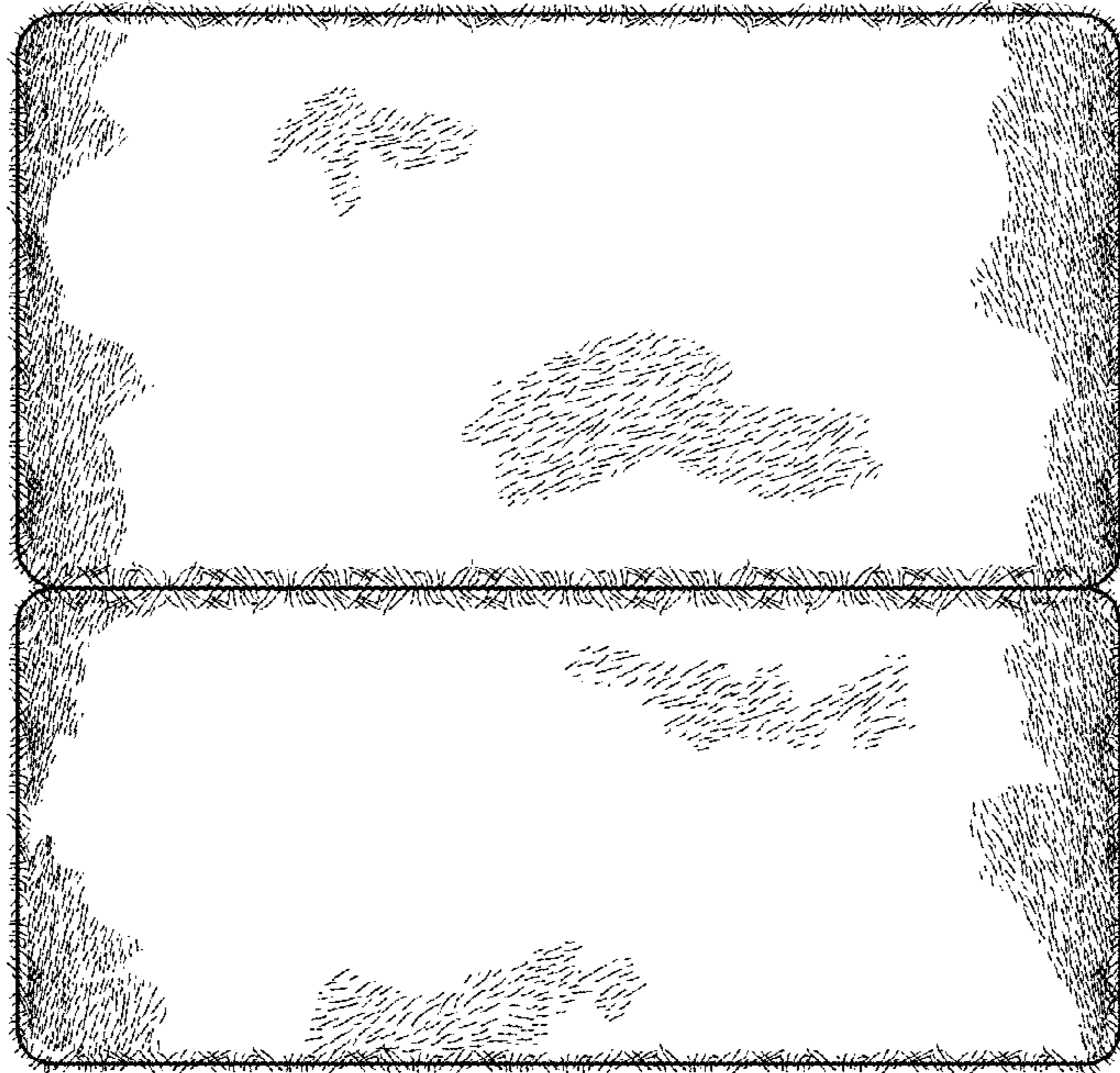


FIG. 2




FIG. 3

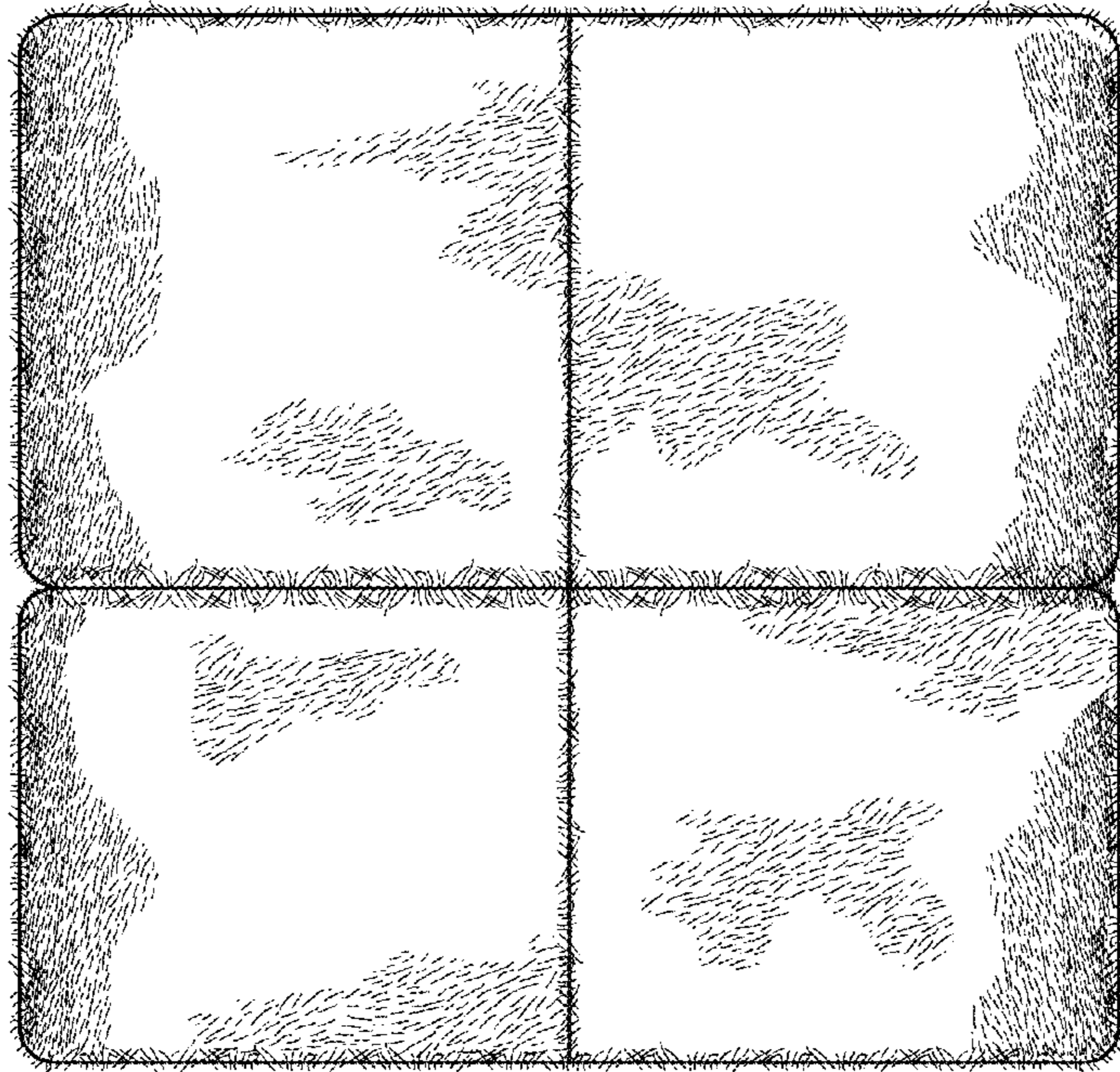


FIG. 4

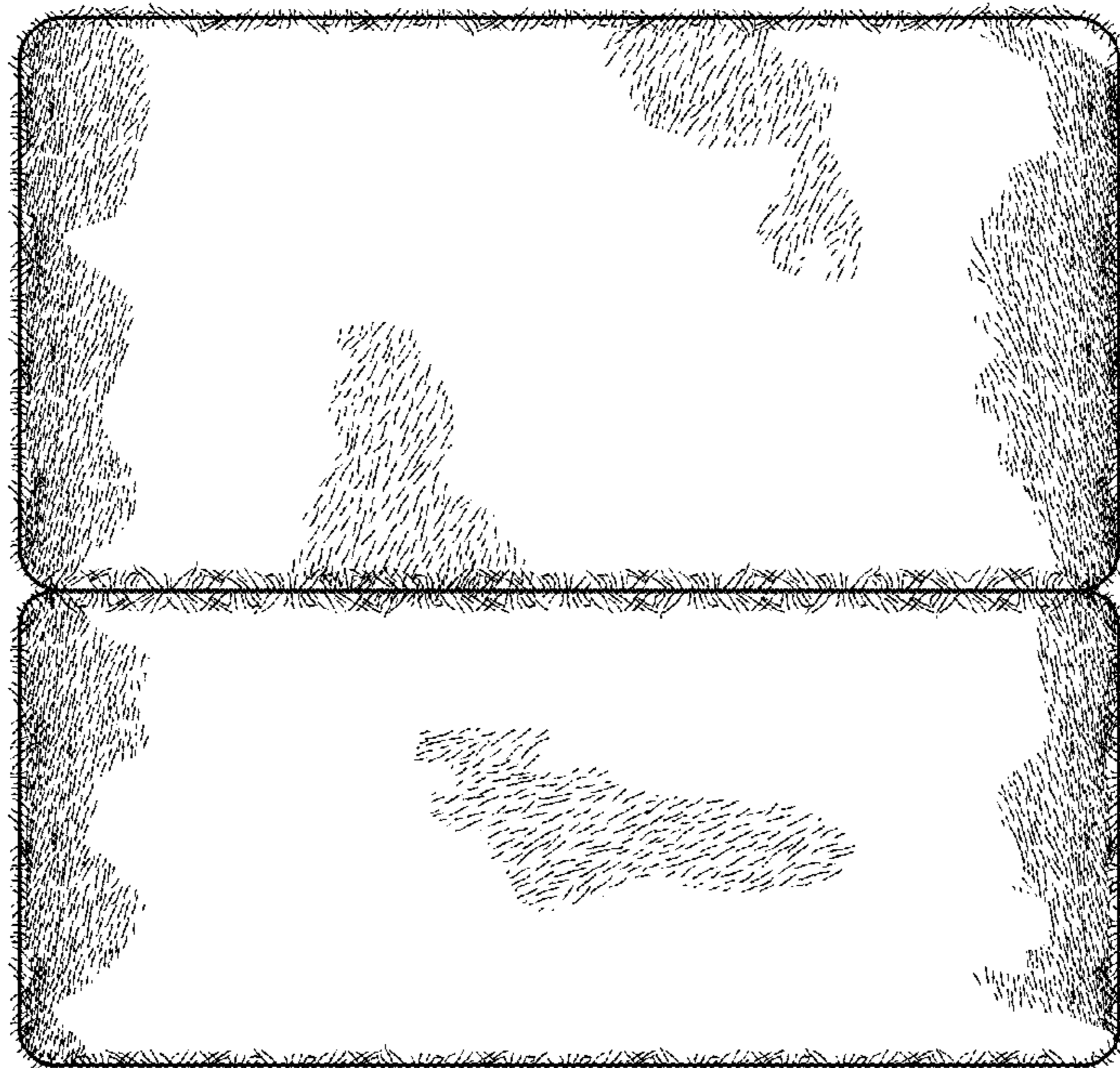


FIG. 5

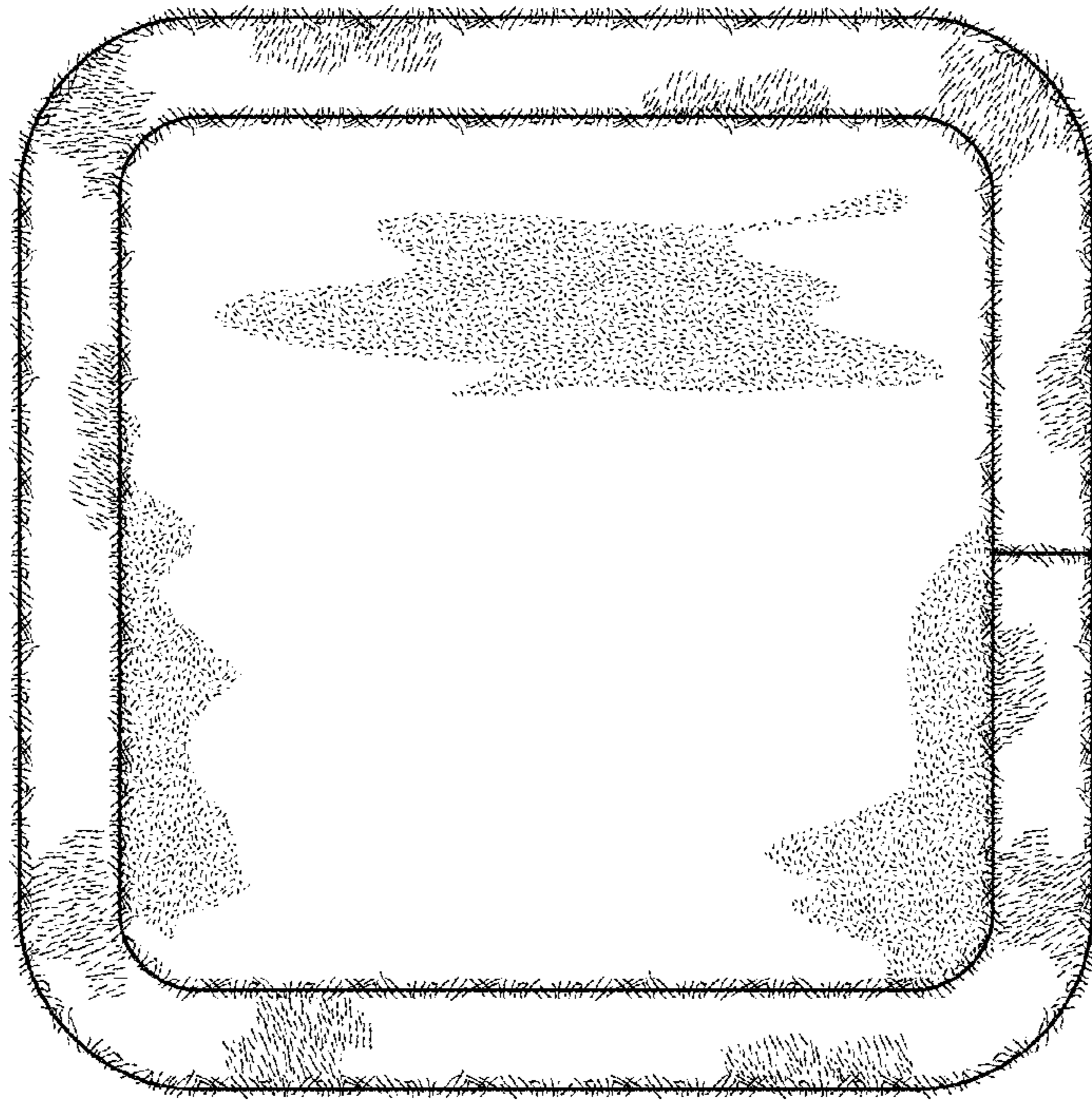


FIG. 6




FIG. 7

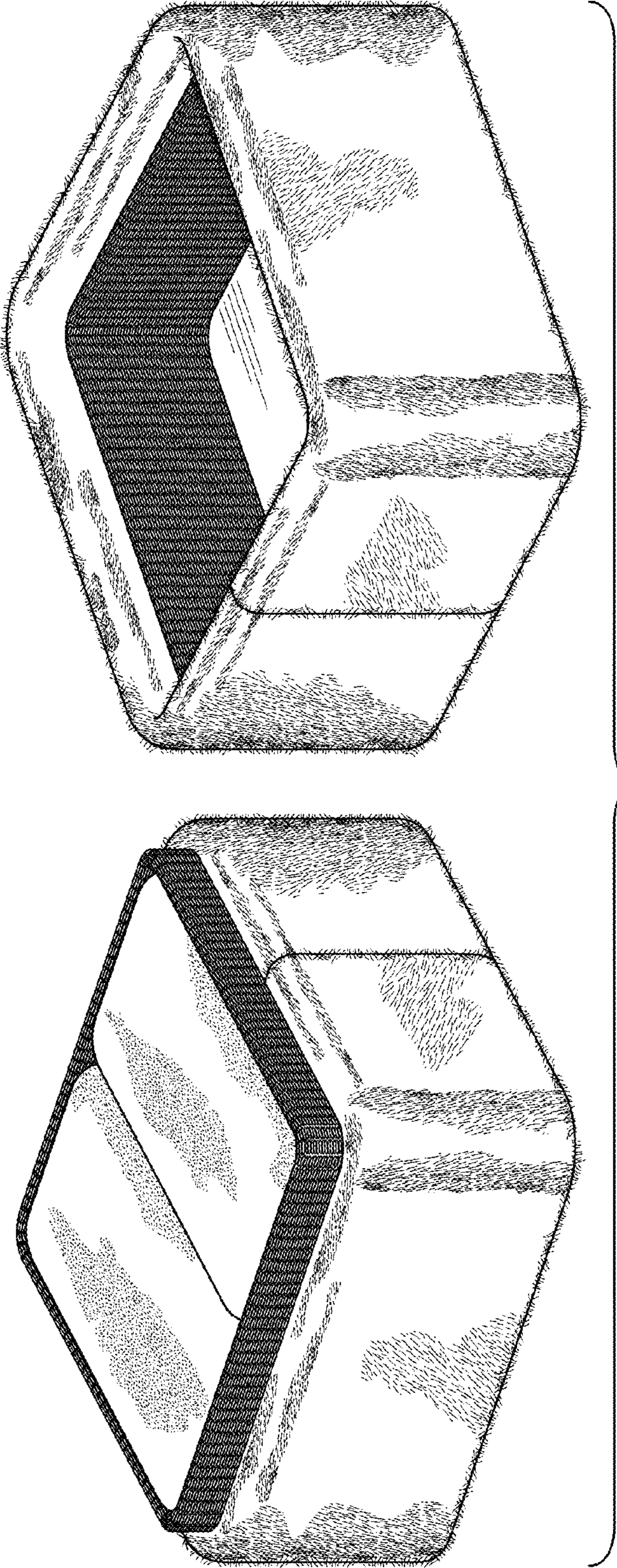


FIG. 8

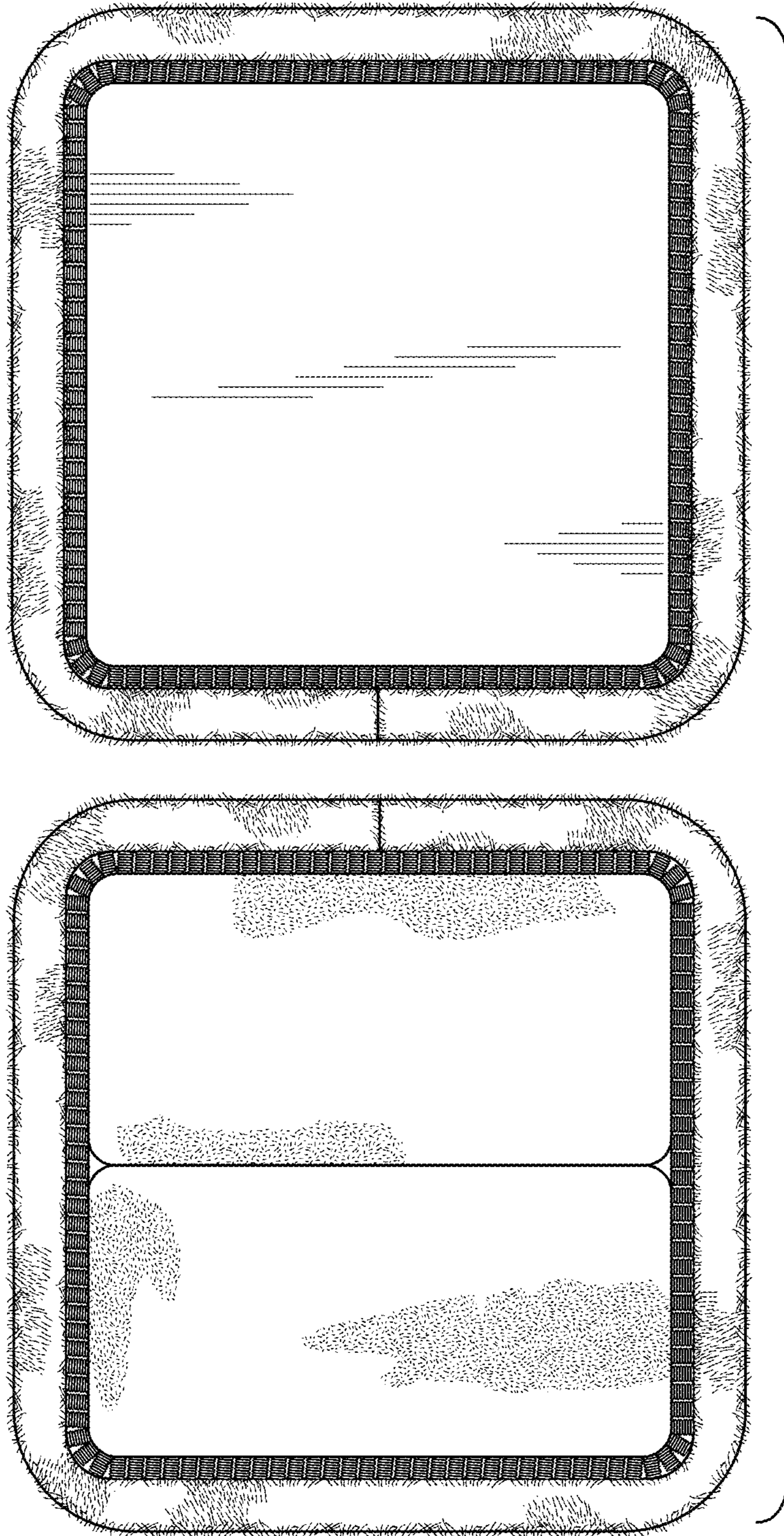


FIG. 9