



US00D764761S

(12) **United States Design Patent** (10) **Patent No.:** **US D764,761 S**  
**Pavalon et al.** (45) **Date of Patent:** **\*\* Aug. 30, 2016**

(54) **MULTI-PURPOSE GARMENT**

(71) Applicant: **Armigami, LLC**, Deerfield, IL (US)

(72) Inventors: **Joan Pavalon**, Deerfield, IL (US);  
**Jocelyn Weinzimmer**, Chicago, IL (US)

(73) Assignee: **Armigami, LLC**, Deerfield, IL (US)

(\*\*) Term: **14 Years**

(21) Appl. No.: **29/495,640**

(22) Filed: **Jul. 2, 2014**

(51) **LOC (10) Cl.** ..... **02-02**

(52) **U.S. Cl.**  
USPC ..... **D2/826**

(58) **Field of Classification Search**  
USPC ..... D2/823-826, 718-720, 728, 500,  
D2/600-606; 2/69, 46, 207, 88, 202, 204,  
2/184, 172, 209.11, 127, 133; D6/603,  
D6/608; D9/702-714, 414-415, 426,  
D9/430-432

CPC ..... A41D 3/02; A41D 3/00; A41D 3/08;  
A41D 23/00; A41D 15/04; A41D 2400/00  
See application file for complete search history.

(56) **References Cited**

**U.S. PATENT DOCUMENTS**

D258,322 S *	2/1981	Buhler	.....	D2/500
4,797,953 A	1/1989	Damaron		
4,870,707 A *	10/1989	Hayes	.....	A41D 23/00 2/144
5,173,967 A	12/1992	Carter		
D342,596 S *	12/1993	Flies	.....	D2/865
D382,685 S *	8/1997	Mayer	.....	D2/500
D396,338 S	7/1998	Yang		
D400,335 S	11/1998	Metcalf		
6,240,562 B1	6/2001	Martin		
D520,712 S *	5/2006	Wyatt	.....	D2/500

(Continued)

**FOREIGN PATENT DOCUMENTS**

CN 101218995 7/2008  
WO WO2011012886 2/2011

**OTHER PUBLICATIONS**

One-page photograph with one-page description regarding prior art garment. This garment existed more than one year before the filing of this application. The prior art garment was comprised entirely of knit material and had no seams or borders as shown in the present design.

(Continued)

*Primary Examiner* — Abraham Bahta

(74) *Attorney, Agent, or Firm* — McAndrews, Held & Malloy, Ltd.

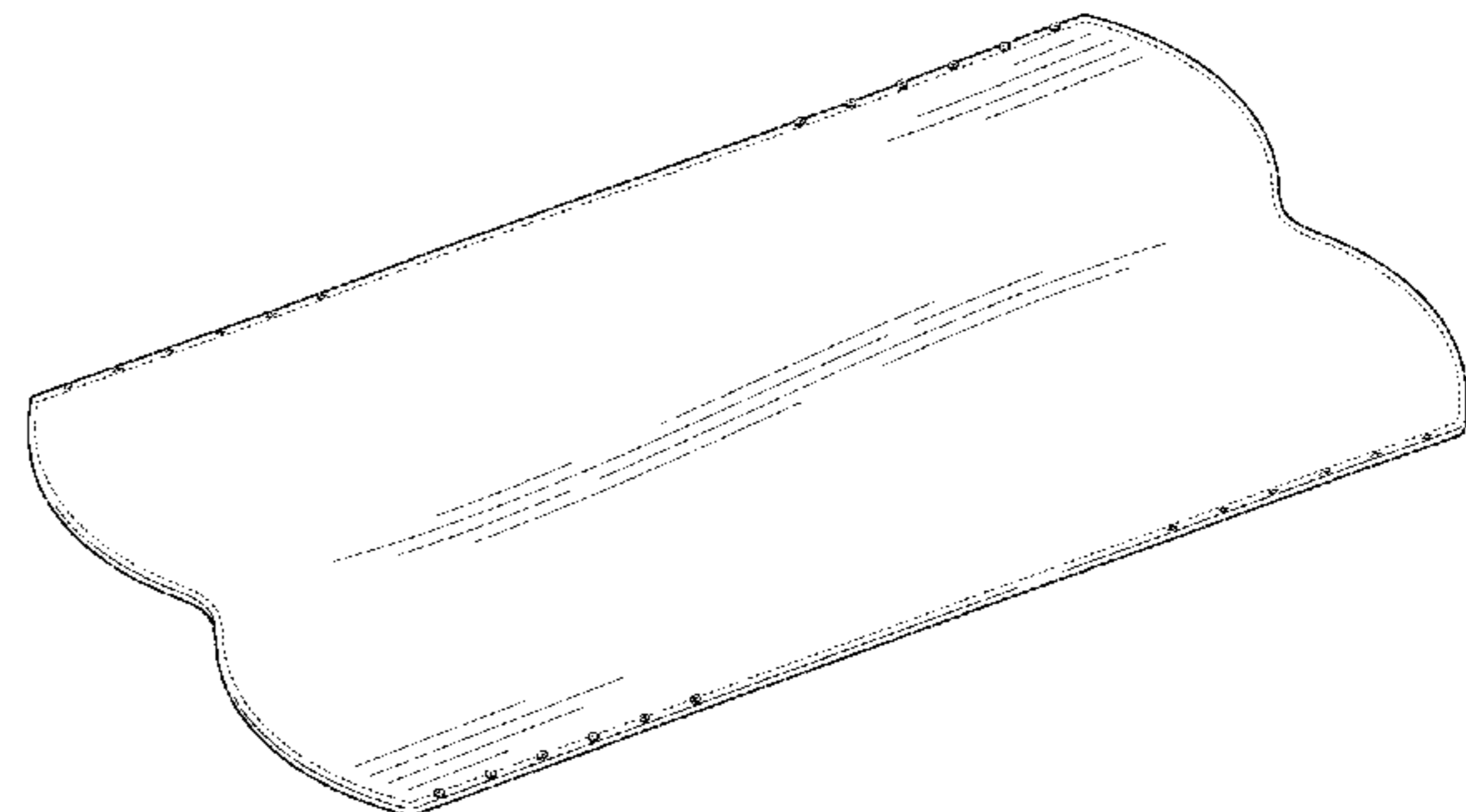
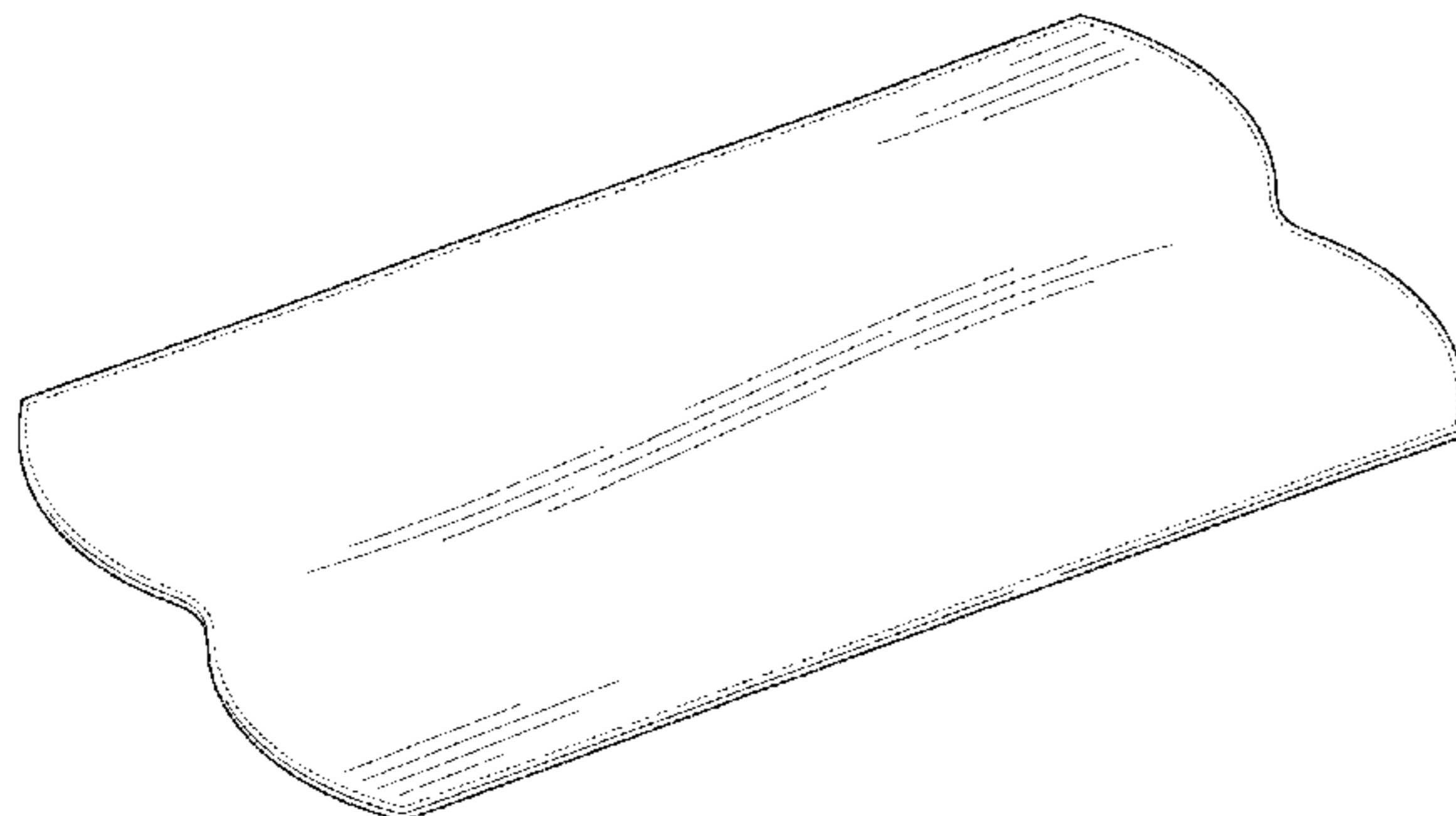
(57) **CLAIM**

The ornamental design for a multi-purpose garment, substantially as shown and described.

**DESCRIPTION**

FIG. 1 is a front perspective view of the first embodiment of the multi-purpose garment showing our new design;  
FIG. 2 is a front elevation view thereof;  
FIG. 3 is a rear elevation view thereof;  
FIG. 4 is a left side elevational view thereof;  
FIG. 5 is a right side elevational view thereof;  
FIG. 6 is a top plan view thereof;  
FIG. 7 is a bottom plan view;  
FIG. 8 is the second embodiment of the multi-purpose garment;  
FIG. 9 is a front elevation view thereof;  
FIG. 10 is a rear elevation view thereof;  
FIG. 11 is left side elevation view thereof;  
FIG. 12 is a right side elevation view thereof;  
FIG. 13 is a top plan view thereof; and,  
FIG. 14 is a bottom plan view thereof.  
The features of the garment shown in broken lines in the drawings form no part of the claimed design.

**1 Claim, 6 Drawing Sheets**



(56)

**References Cited**

U.S. PATENT DOCUMENTS

D542,152 S \* 5/2007 Klis ..... D9/710  
D582,635 S \* 12/2008 Halley-Schamp ..... D2/881  
7,748,055 B2 7/2010 Boehler  
D645,645 S \* 9/2011 Dyer ..... D2/823  
D677,857 S 3/2013 Hoffmann  
D692,316 S \* 10/2013 Bohmke ..... D9/707  
D702,420 S \* 4/2014 Adler ..... D2/861  
D747,848 S \* 1/2016 Sanders ..... D2/823

2007/0017004 A1 1/2007 Sims-Perry  
2007/0094764 A1 5/2007 Wakefield  
2012/0137416 A1 6/2012 Taul  
2012/0185993 A1 7/2012 Cohen

OTHER PUBLICATIONS

Office Action dated Apr. 29, 2011 in U.S. Appl. No. 12/382,085,  
filed Mar. 9, 2009.

\* cited by examiner

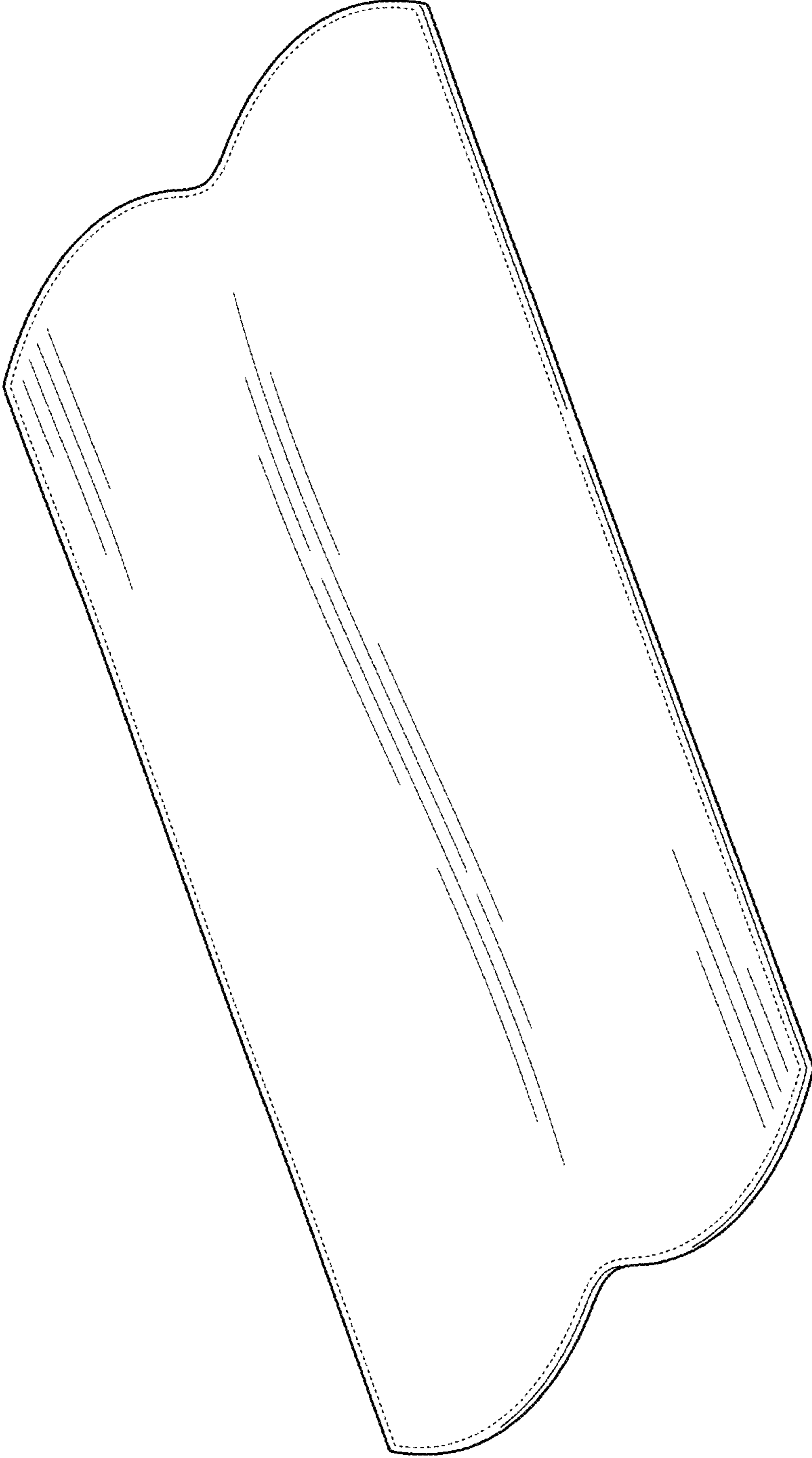


FIG. 1

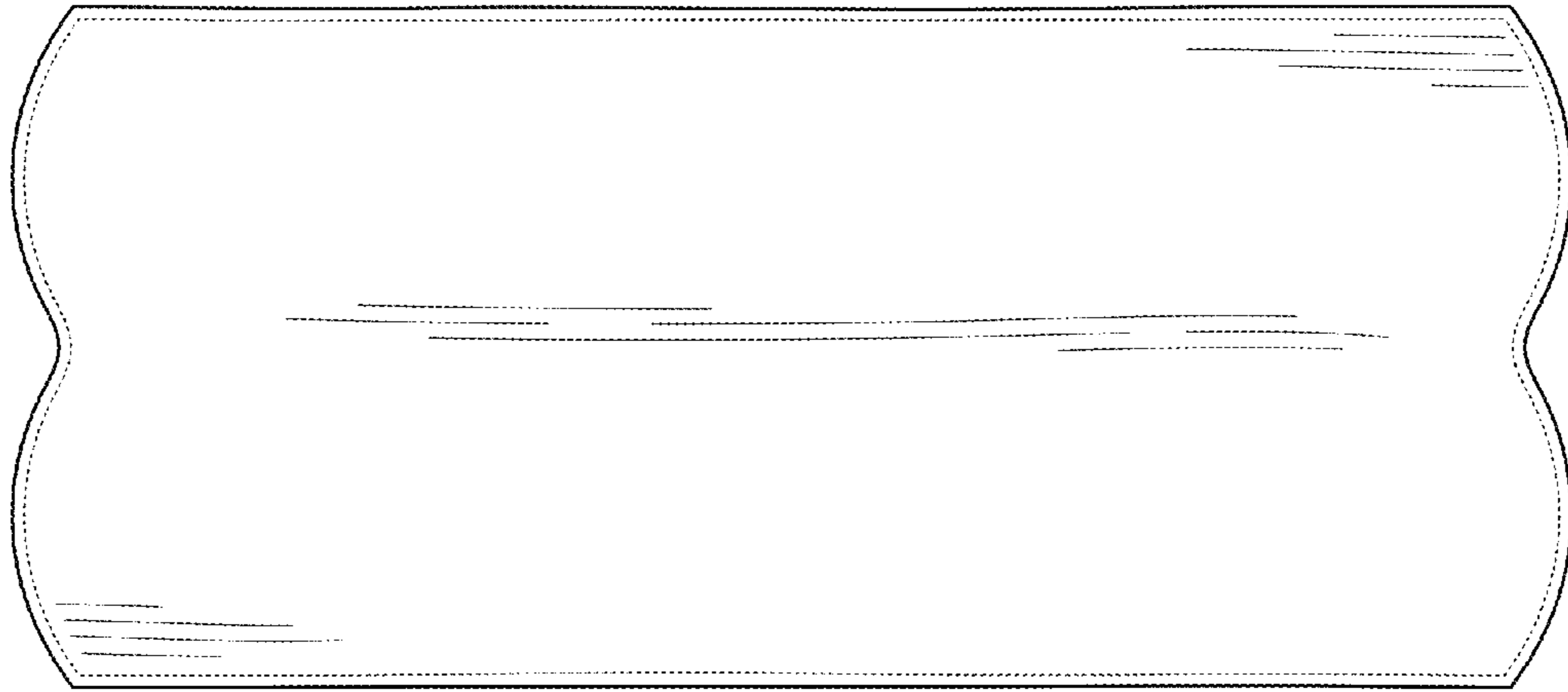


FIG. 2

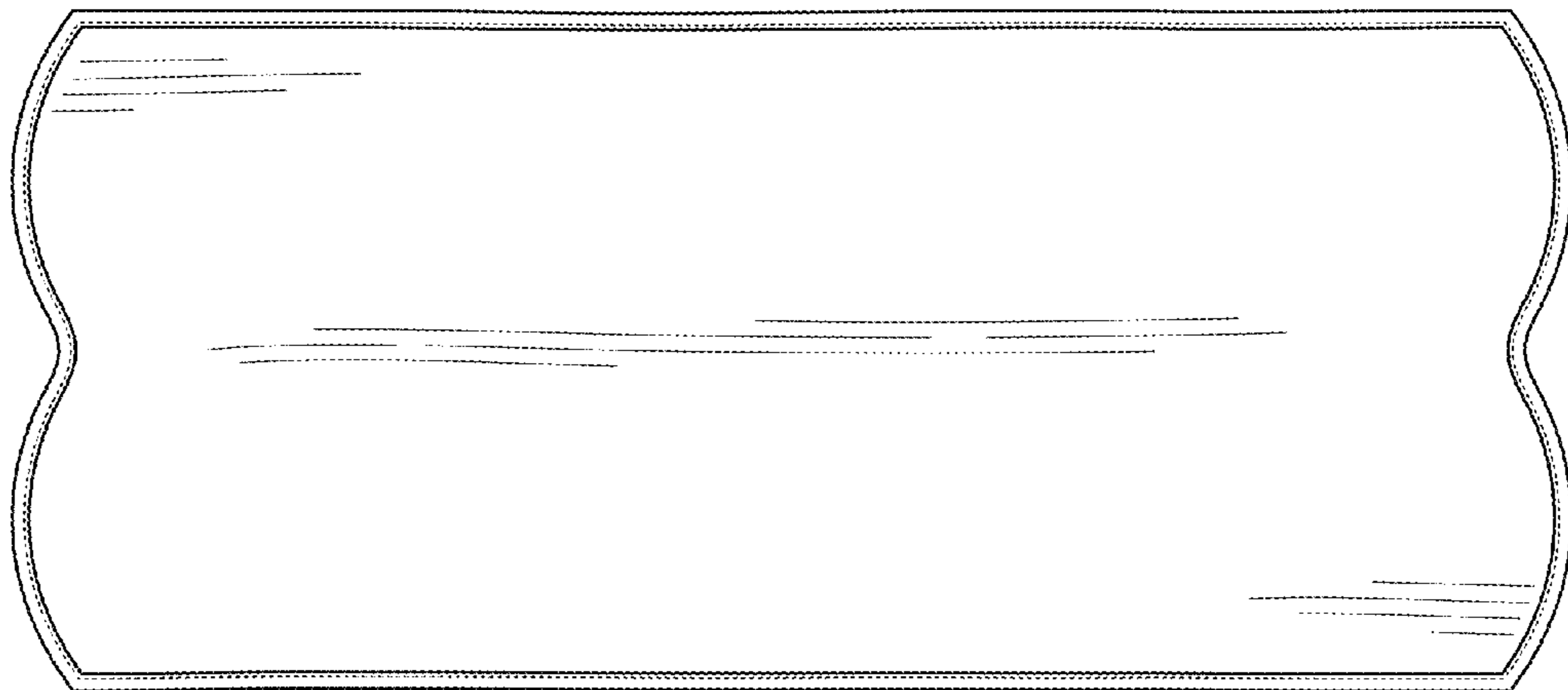


FIG. 3



FIG. 4



FIG. 5



FIG. 6

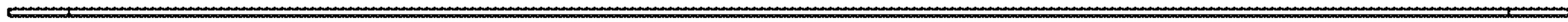


FIG. 7

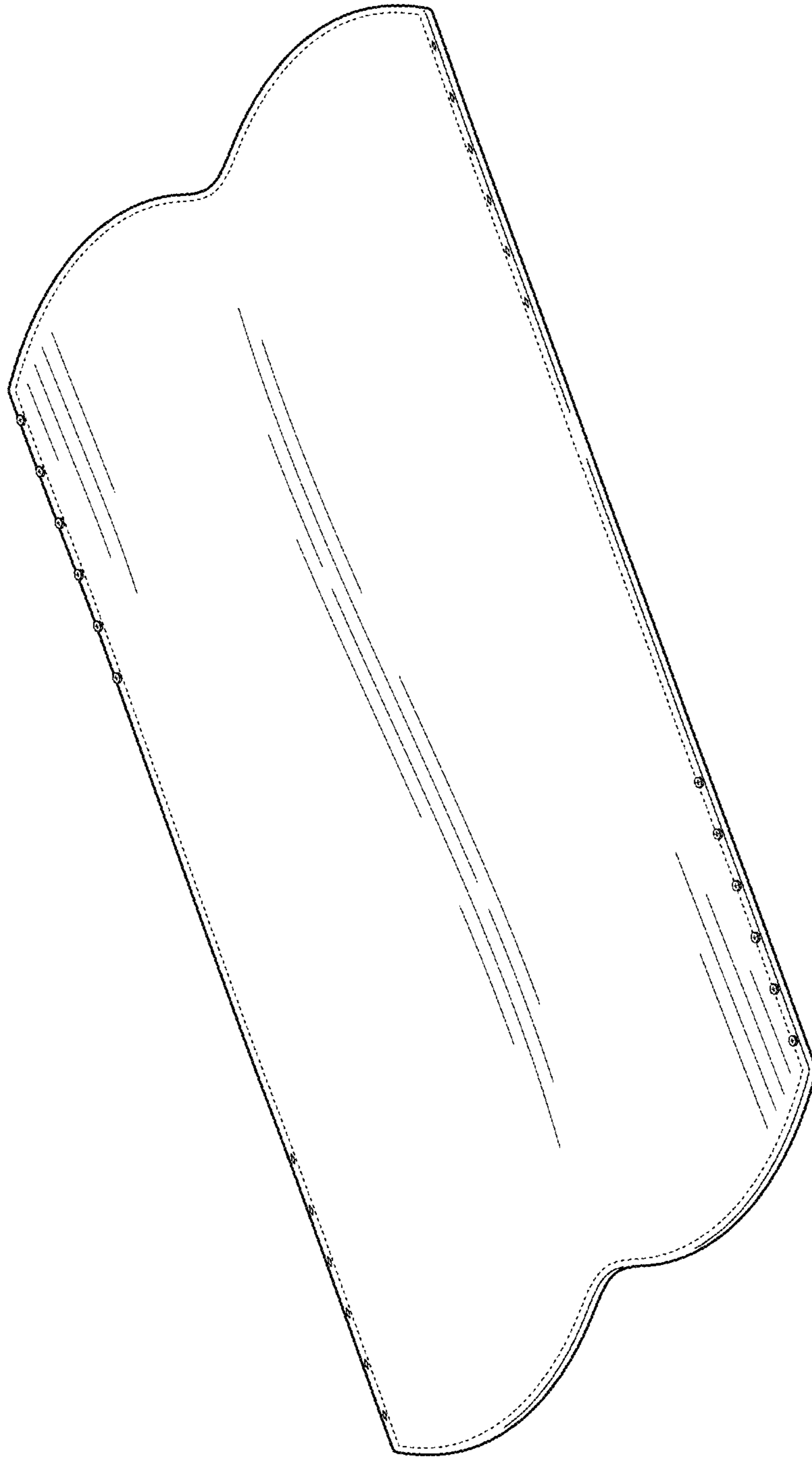


FIG. 8

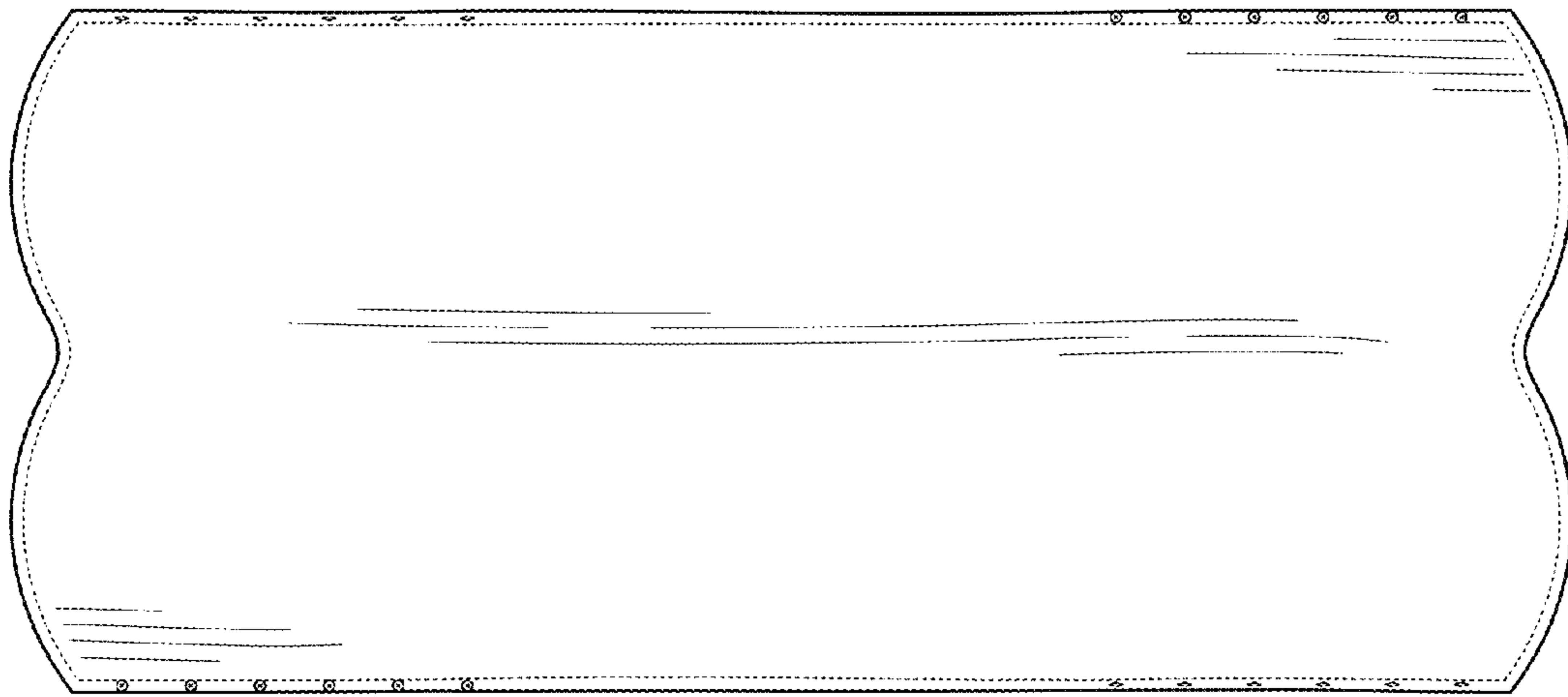


FIG. 9

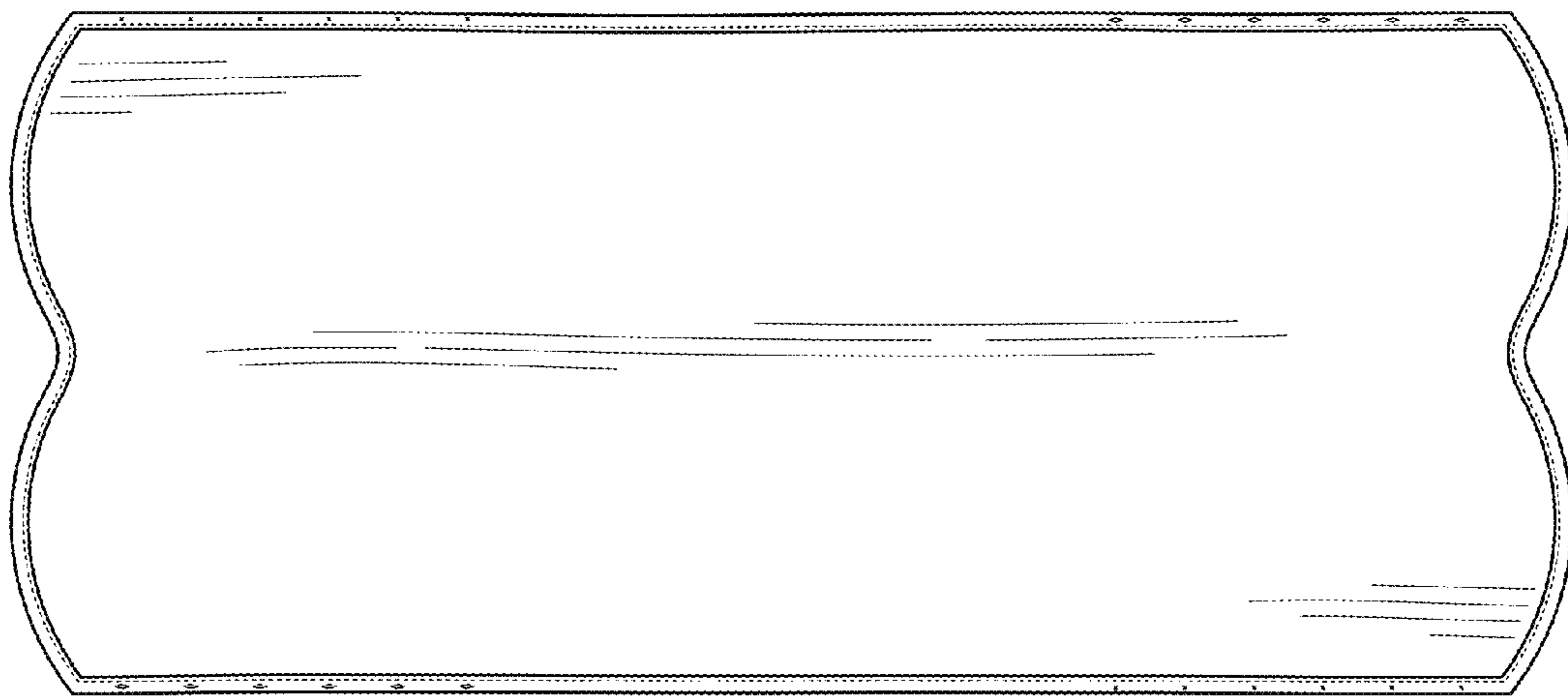


FIG. 10



FIG. 11



FIG. 12




FIG. 13



FIG. 14