



US00D764749S

(12) **United States Design Patent** (10) **Patent No.:** **US D764,749 S**
Gallo et al. (45) **Date of Patent:** **** Aug. 30, 2016**

(54) **SHORT PANTS**
(71) Applicant: **Reebok International Limited**, London (GB)
(72) Inventors: **Christopher Gallo**, Plymouth, MA (US); **Marc Leonardo**, Millis, MA (US); **Ryan J. Catalano**, Marshfield, MA (US)
(73) Assignee: **Reebok International Limited**, London (GB)
(**) Term: **14 Years**
(21) Appl. No.: **29/486,446**
(22) Filed: **Mar. 28, 2014**
(51) **LOC (10) Cl.** **02-02**
(52) **U.S. Cl.**
USPC **D2/730**
(58) **Field of Classification Search**
USPC D2/731, 742, 712, 748, 738, 700, 736, D2/728, 988, 994; 2/227, 228, 238, 2/113-115, 220-221, 400-405, 212-213, 2/78.1-78.3, 243.1, 239, 912, 2.17, 2/79-80
CPC A41D 1/06; A41D 1/08; A41D 1/067; A41D 7/00; A41D 7/001; A41D 7/005; A41D 7/006; A41D 2600/10; A41D 2600/102; A41D 2600/104; A41D 2600/106; A41D 2600/108; A41D 13/01
See application file for complete search history.

D512,812 S * 12/2005 Ota et al. D2/731
D514,280 S * 2/2006 Ota et al. D2/731
D517,280 S * 3/2006 Ota et al. D2/731
D520,715 S * 5/2006 Ota et al. D2/731
D529,686 S * 10/2006 Ota et al. D2/742
D541,009 S * 4/2007 Ota et al. D2/731
D572,430 S * 7/2008 Wong D2/731
D581,631 S * 12/2008 Hennings D2/731
D586,080 S * 2/2009 Hennings D2/731
D657,937 S * 4/2012 Jones et al. D2/712
D721,871 S * 2/2015 Thorn et al. D2/731

OTHER PUBLICATIONS

U.S. Appl. No. 29/486,445, filed Mar. 28, 2014.
U.S. Appl. No. 29/486,447, filed Mar. 28, 2014.
U.S. Appl. No. 29/486,448, filed Mar. 28, 2014.
U.S. Appl. No. 29/486,450, filed Mar. 28, 2014.
U.S. Appl. No. 29/486,451, filed Mar. 28, 2014.

* cited by examiner

Primary Examiner — Abraham Bahta
(74) *Attorney, Agent, or Firm* — Sterne, Kessler, Goldstein & Fox P.L.L.C.

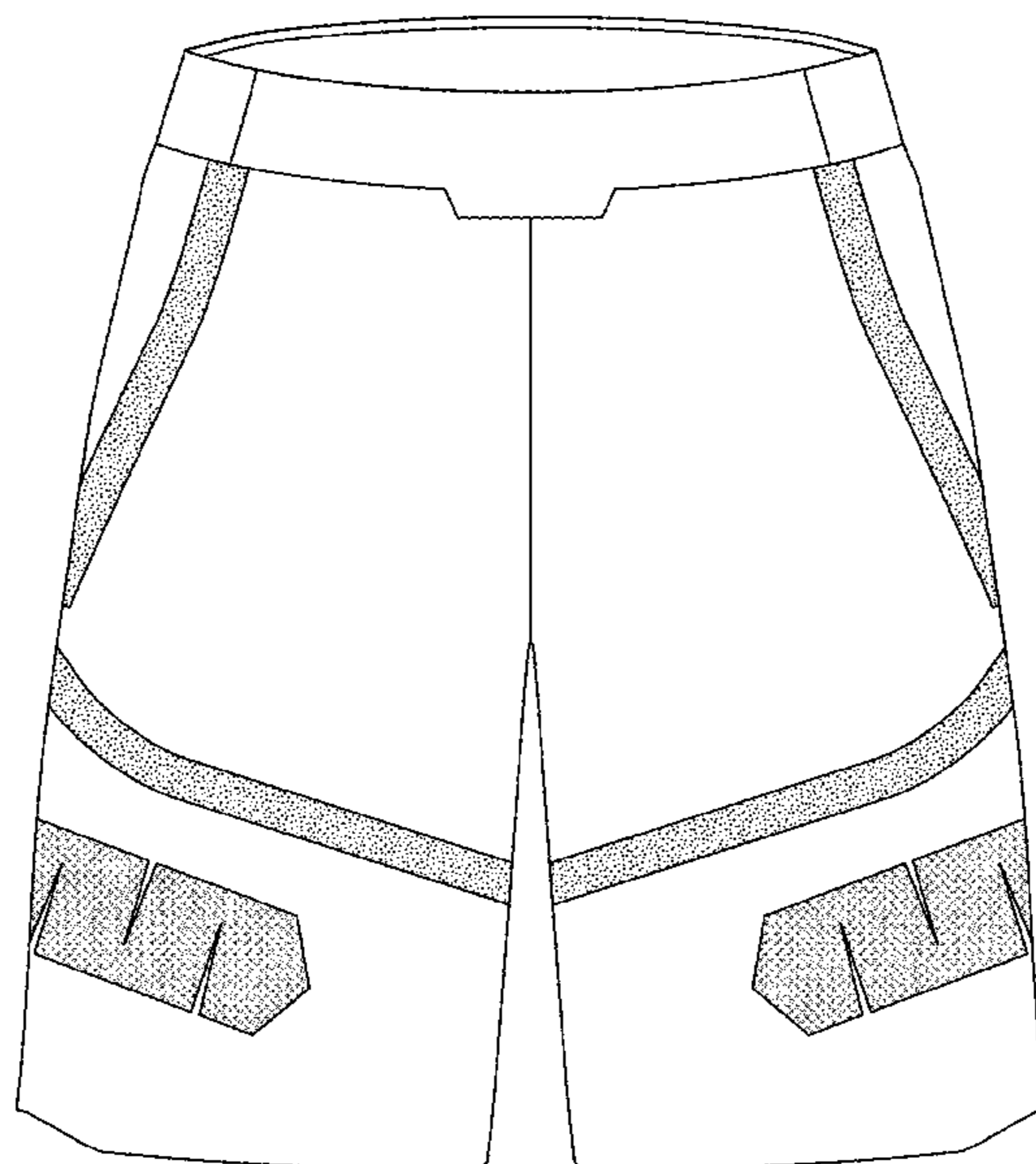
(57) **CLAIM**
The ornamental design for short pants, as shown and described.

DESCRIPTION

FIG. 1 is a front view of short pants showing our new design; FIG. 2 is a rear view thereof; and, FIG. 3 is a side view thereof.
The broken lines in the Figures show environment for illustrative purposes only and form no part of the claimed design.

(56) **References Cited**
U.S. PATENT DOCUMENTS
D404,889 S * 2/1999 Fujii et al. D2/742
D508,304 S * 8/2005 Ota et al. D2/742

1 Claim, 3 Drawing Sheets



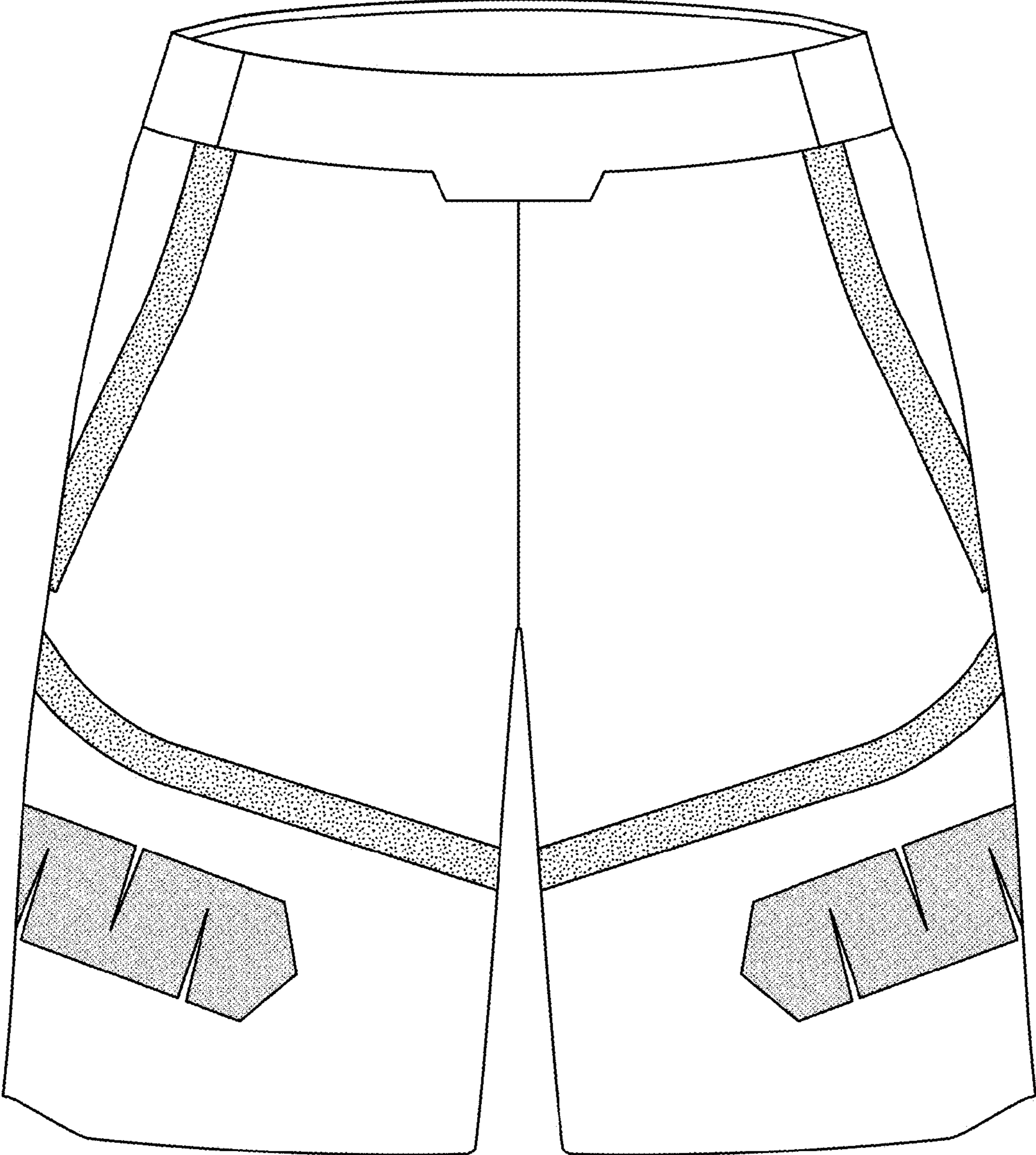


FIG. 1

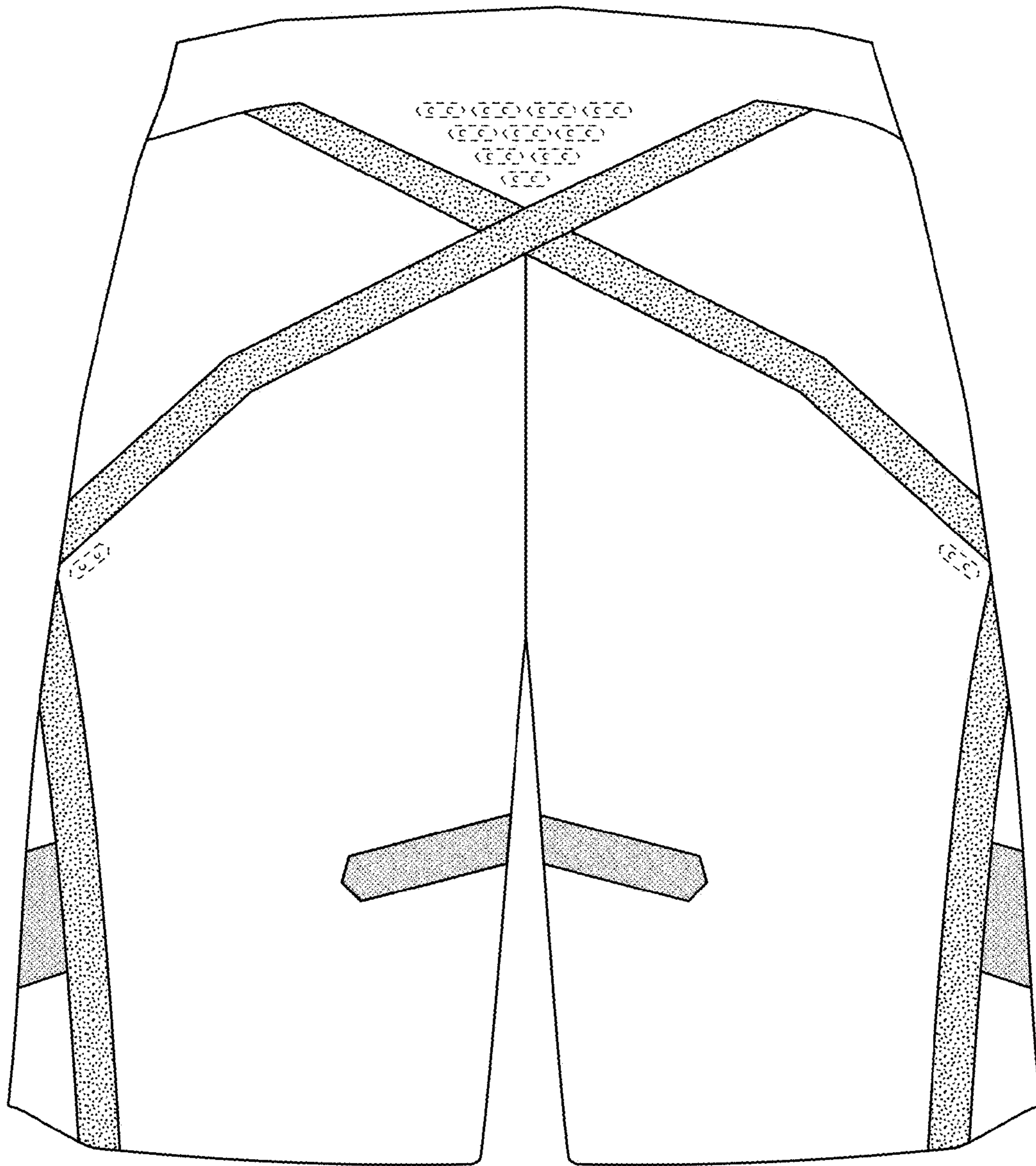


FIG. 2

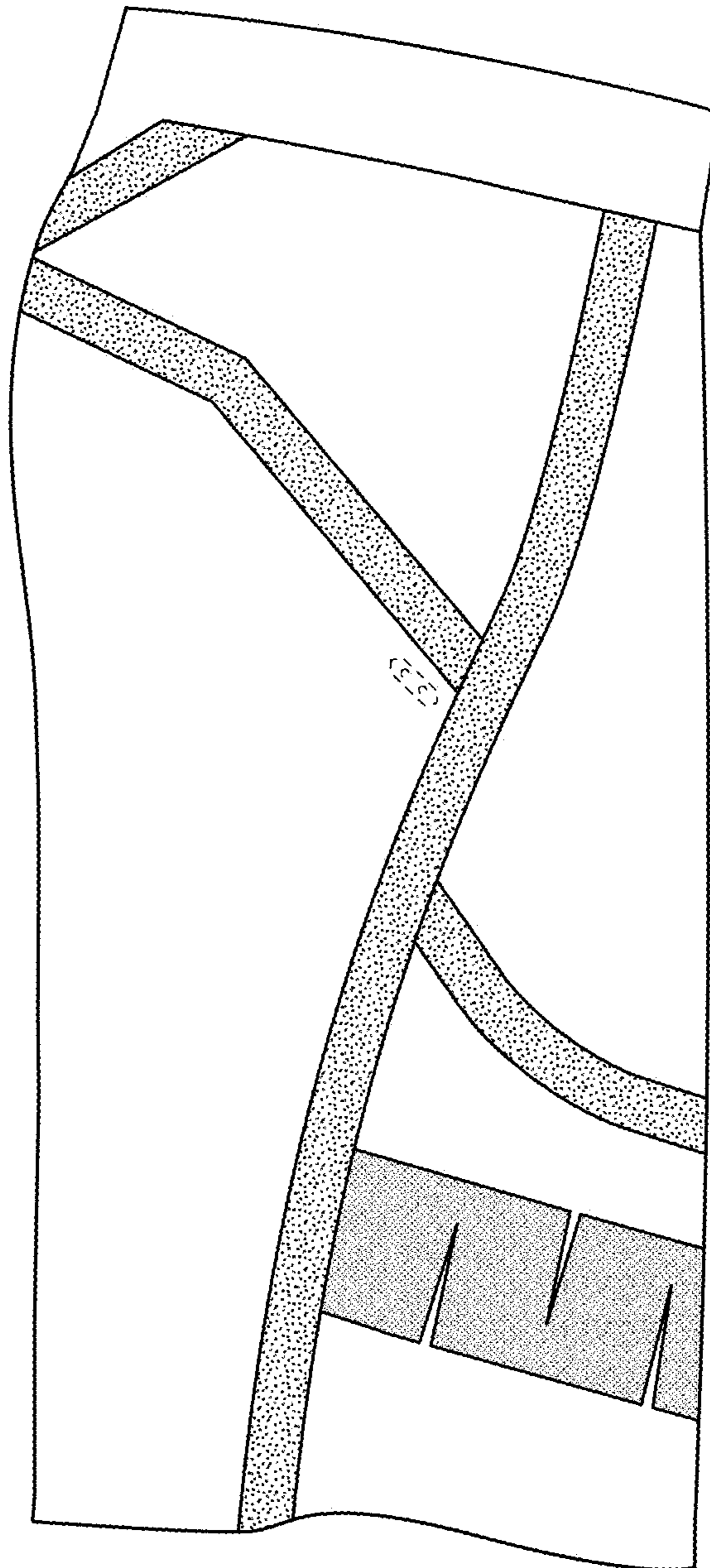


FIG. 3