



US00D764741S

(12) **United States Design Patent**
Guidolin

(10) **Patent No.:** **US D764,741 S**

(45) **Date of Patent:** **** Aug. 30, 2016**

(54) **SNACK**
(71) Applicant: **MAFIN S.P.A.**, Galliera Veneta (IT)
(72) Inventor: **Eraldo Guidolin**, Galliera Veneta (IT)
(73) Assignee: **MAFIN S.p.A.**, Galliera Veneta (IT)
(**) Term: **15 Years**

4,314,095 A * 2/1982 Moore A61N 1/05
174/84 C
D416,662 S * 11/1999 Doyle D1/125
D453,977 S * 2/2002 Park D1/125
D644,795 S * 9/2011 Haaf D30/160
D649,734 S * 11/2011 Birkenmayer D34/35
D651,371 S * 12/2011 Seliskar D30/118
D655,464 S * 3/2012 Seliskar D30/118
D661,436 S * 6/2012 Haaf D30/118
D731,829 S * 6/2015 Lewis D6/708
D738,536 S * 9/2015 Lillejord D25/138

(21) Appl. No.: **29/505,220**

(22) Filed: **Aug. 3, 2015**

(30) **Foreign Application Priority Data**

Feb. 5, 2015 (EM) 002627463

(51) **LOC (10) Cl.** **01-01**

(52) **U.S. Cl.**
USPC **D1/128**

(58) **Field of Classification Search**
USPC D1/100-130, 199; 426/94, 104, 138,
426/144, 391, 549, 808, 143, 559, 560;
D7/388, 359, 409; D6/606; D25/38.1,
D25/100, 114, 119, 138, 140, 141; 119/710;
D9/456; 428/174, 182; 521/79; 72/301;
D23/365; 52/312, 560

CPC A21D 13/0029; A21D 13/0074;
A21D 13/0022; A21D 13/0006; A21D
13/0025; A23L 1/1641; A23L 1/005
See application file for complete search history.

(56) **References Cited**

U.S. PATENT DOCUMENTS

D169,718 S * 5/1953 Wright D25/141
3,719,973 A * 3/1973 Bell A44B 19/262
16/438
4,196,535 A * 4/1980 Heimo A47G 1/14
40/661

FOREIGN PATENT DOCUMENTS

JP 172005084 4/2005

OTHER PUBLICATIONS

Hazzelepni. "Sun Chips." Deviant Art. May 26, 2011. Web. Apr. 28, 2016. <<http://hazzelepni.deviantart.com/art/Sun-Chips-196859851>>.*

* cited by examiner

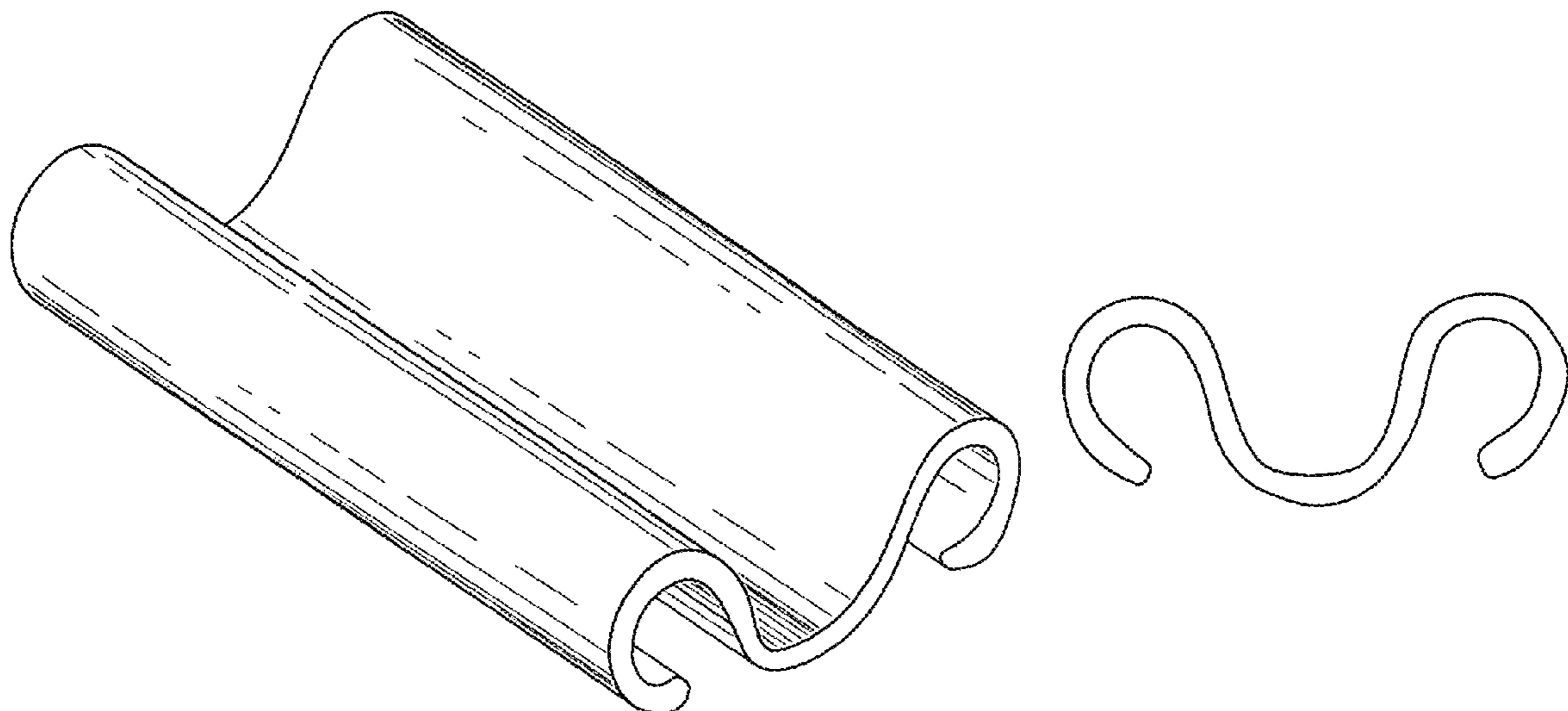
Primary Examiner — Garth Rademaker
Assistant Examiner — Katie S Mroczka
(74) *Attorney, Agent, or Firm* — Modiano & Associati;
Daniel J. O'Byrne

(57) **CLAIM**
The ornamental design for a snack, as shown.

DESCRIPTION

FIG. 1 is a perspective view of a snack showing my new design;
FIG. 2 is a front view thereof;
FIG. 3 is a rear view thereof;
FIG. 4 is a left side view thereof;
FIG. 5 is a right side view thereof;
FIG. 6 is a top view thereof; and,
FIG. 7 is a bottom view thereof.

1 Claim, 3 Drawing Sheets



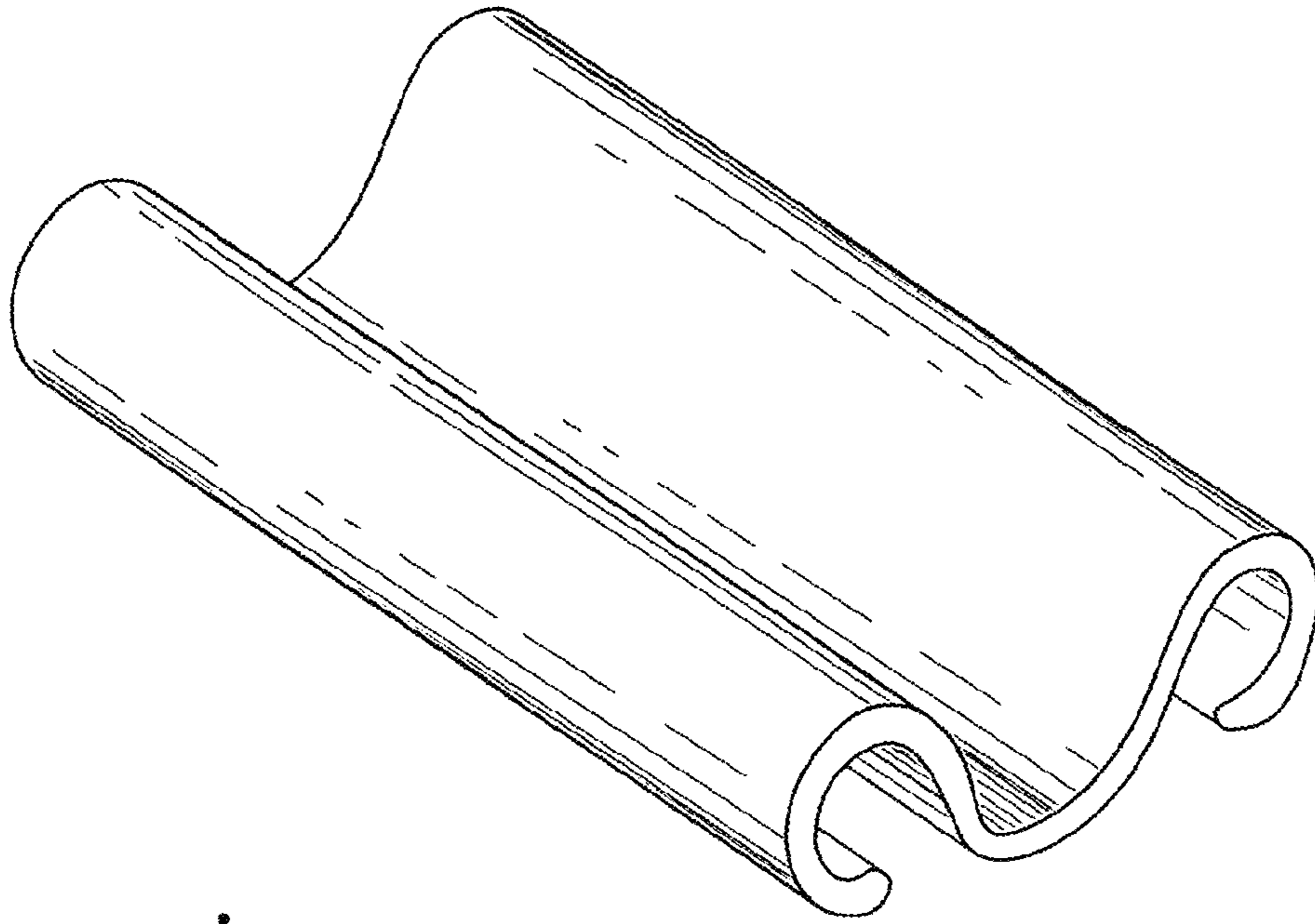


Fig. 1

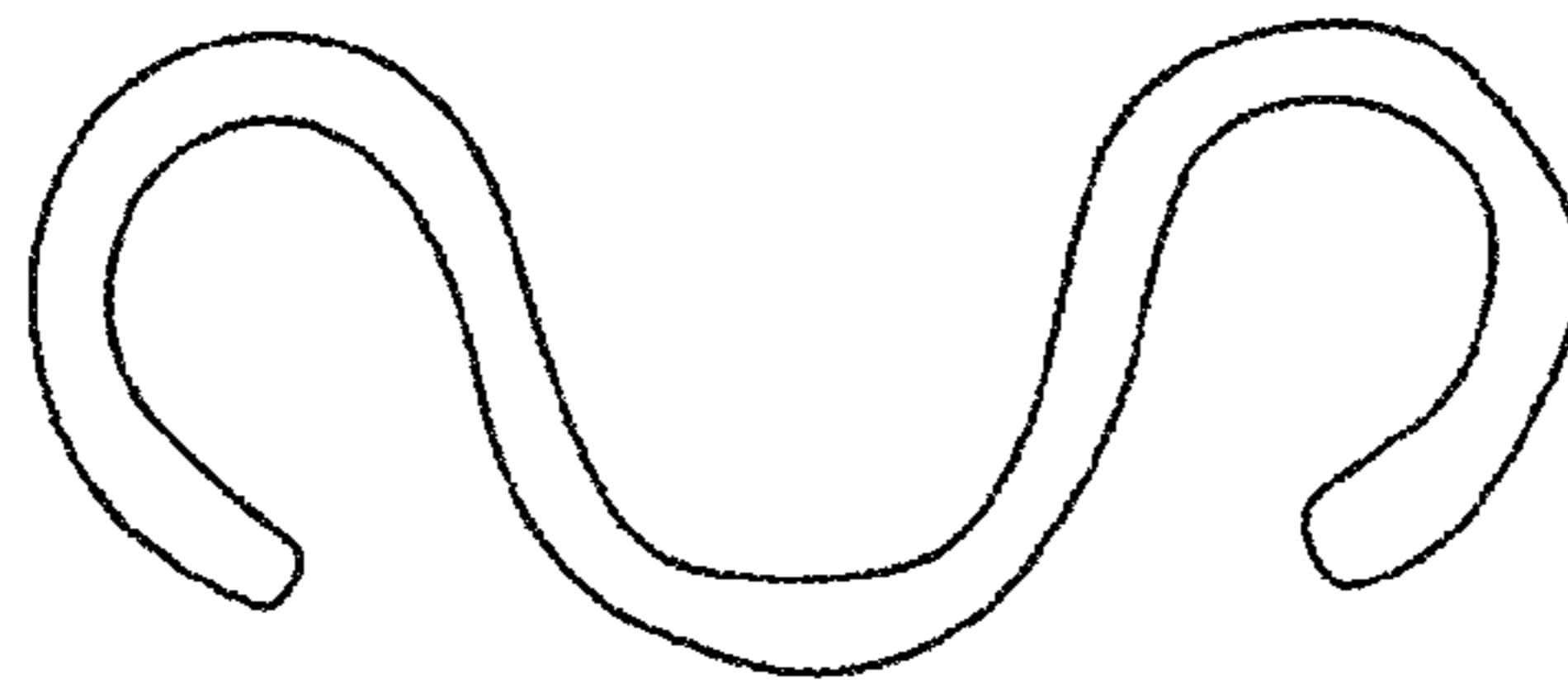


Fig. 2

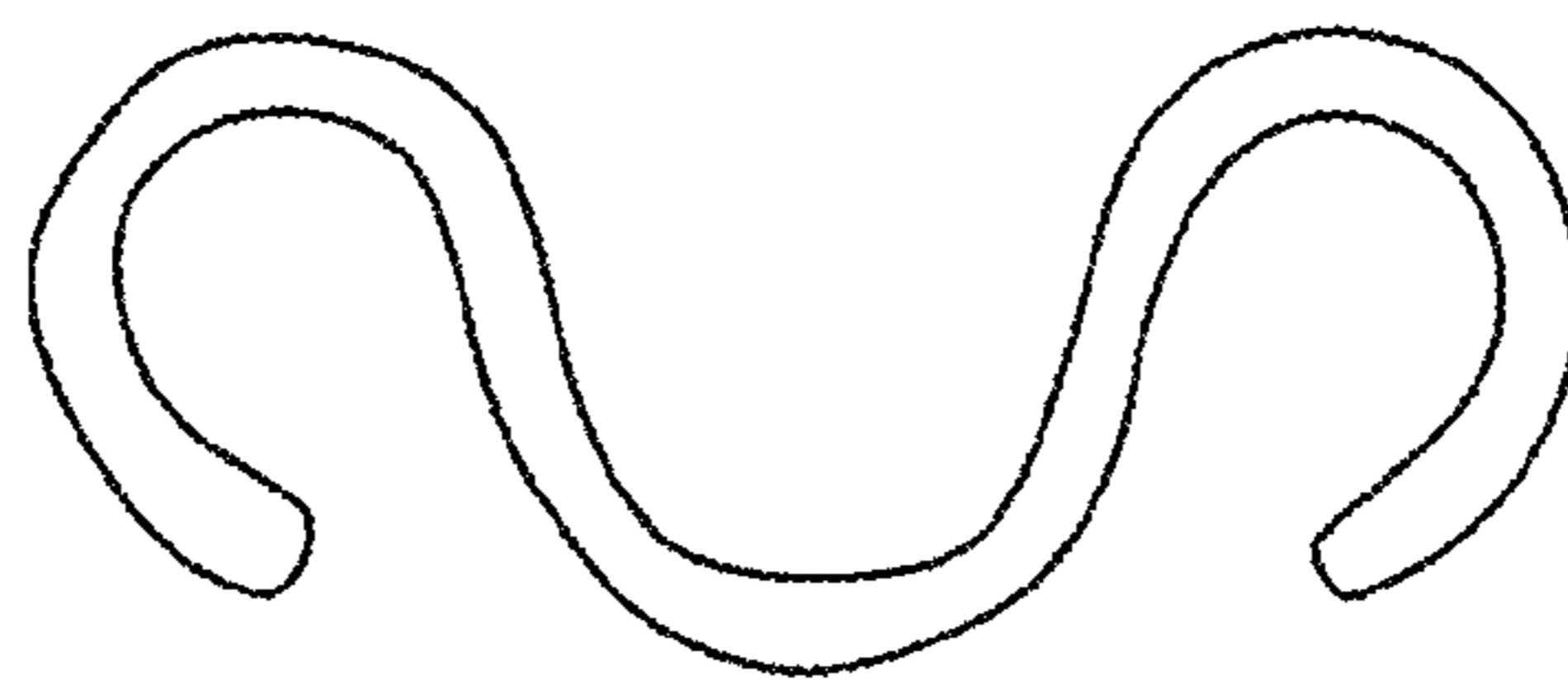


Fig. 3




Fig. 4




Fig. 5




Fig. 6




Fig. 7