

US00D764730S

(12) **United States Design Patent**
Chaklos

(10) **Patent No.:** **US D764,730 S**

(45) **Date of Patent:** **** Aug. 23, 2016**

(54) **MANUAL LAUNDRY AGITATOR**

(71) Applicant: **Mike Chaklos**, Santa Ana, CA (US)

(72) Inventor: **Mike Chaklos**, Santa Ana, CA (US)

(**) Term: **15 Years**

(21) Appl. No.: **29/536,733**

(22) Filed: **Aug. 19, 2015**

(51) **LOC (10) Cl.** **15-05**

(52) **U.S. Cl.**
USPC **D32/26**

(58) **Field of Classification Search**
USPC D32/1, 5-6, 25-26, 35
CPC D06F 39/024; D06F 13/02
See application file for complete search history.

(56) **References Cited**

U.S. PATENT DOCUMENTS

- 1,460,493 A * 7/1923 Leinan A47J 43/1043
366/342
- 1,639,932 A * 8/1927 Ellis A47J 43/1068
416/110
- 1,667,195 A * 4/1928 Criner D06F 13/00
68/134
- 1,853,067 A * 4/1932 Martin A47J 43/0711
366/102
- 2,736,536 A * 2/1956 Banowitz A47J 36/165
220/287
- 2,748,045 A * 5/1956 Kelly B29C 70/345
156/196
- 2,814,473 A * 11/1957 Kroll A47J 43/1018
277/529

- D237,004 S * 9/1975 Blake D32/26
- 4,693,095 A * 9/1987 Burk D06F 13/02
68/134
- D314,263 S * 1/1991 Mueller D32/26
- D485,654 S * 1/2004 Clark D32/26
- 2003/0101873 A1 * 6/2003 Kerr A47G 19/16
99/287
- 2004/0016267 A1 * 1/2004 Clark D06F 9/024
68/133

* cited by examiner

Primary Examiner — T. Chase Nelson

Assistant Examiner — Michelle E Wilson

(74) *Attorney, Agent, or Firm* — Clement Cheng

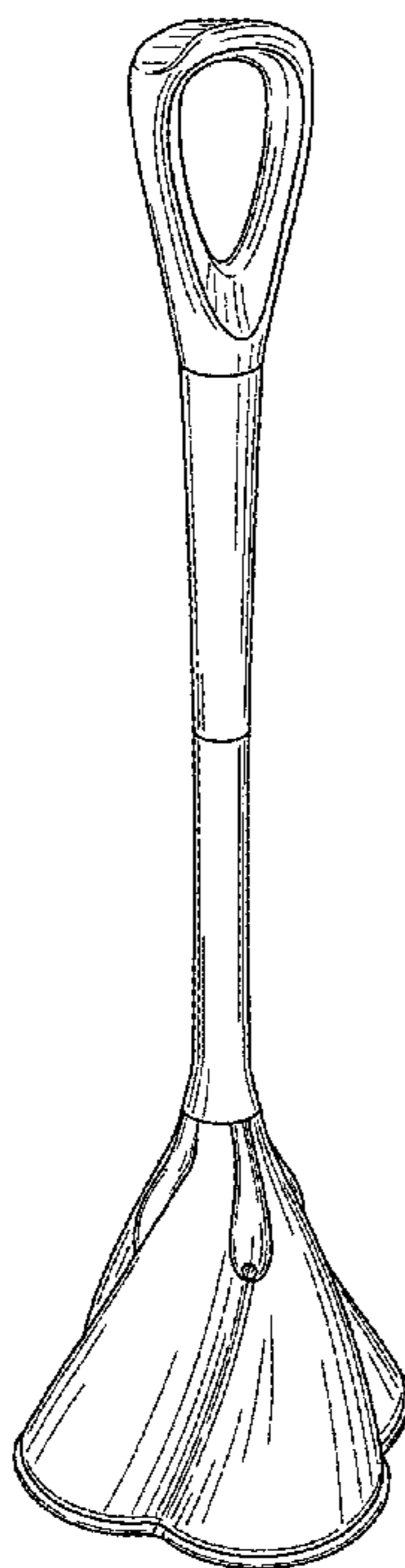
(57) **CLAIM**

The ornamental design for a manual laundry agitator, as shown and described.

DESCRIPTION

FIG. 1 is a front perspective view.
 FIG. 2 is a front view.
 FIG. 3 is a rear view.
 FIG. 4 is a left side view.
 FIG. 5 is a right side view.
 FIG. 6 is a top view; and,
 FIG. 7 is a bottom view.
 The broken line showing within the bottom portion of the manual laundry agitator forms no part of the claimed design.

1 Claim, 4 Drawing Sheets



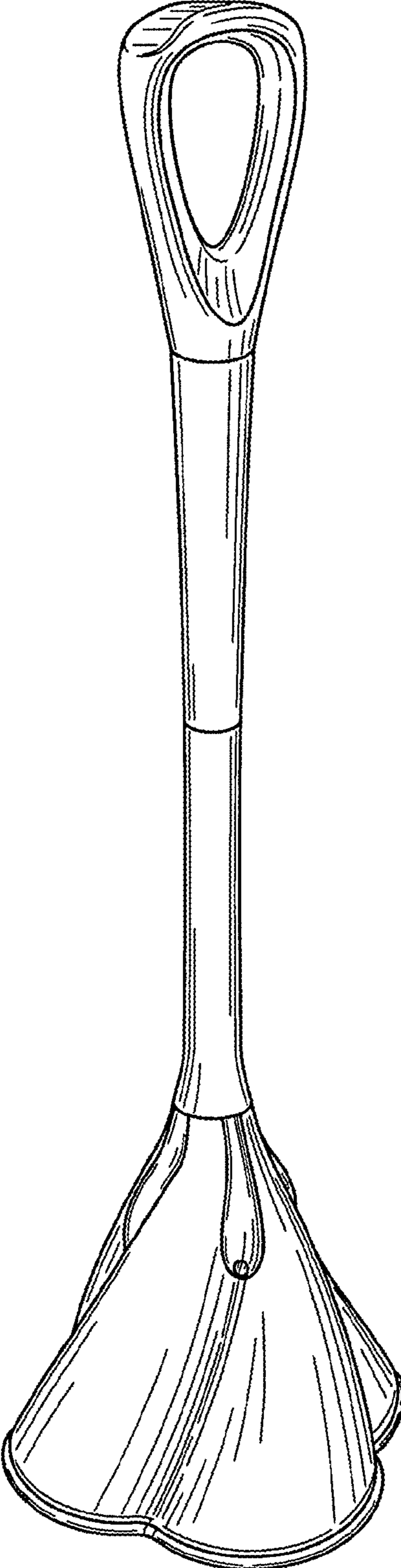


FIG. 1

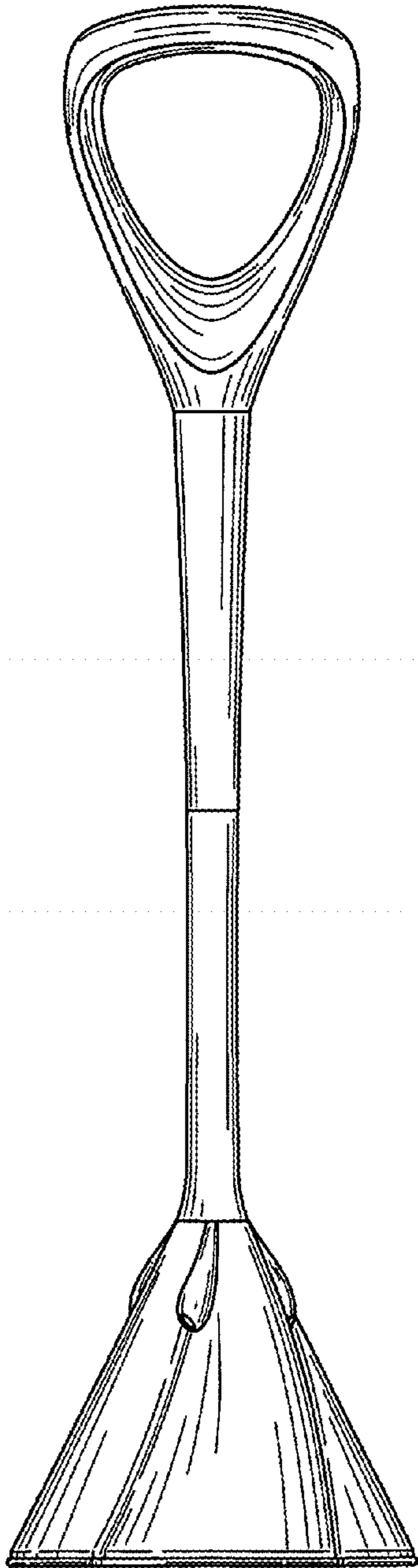


FIG. 2

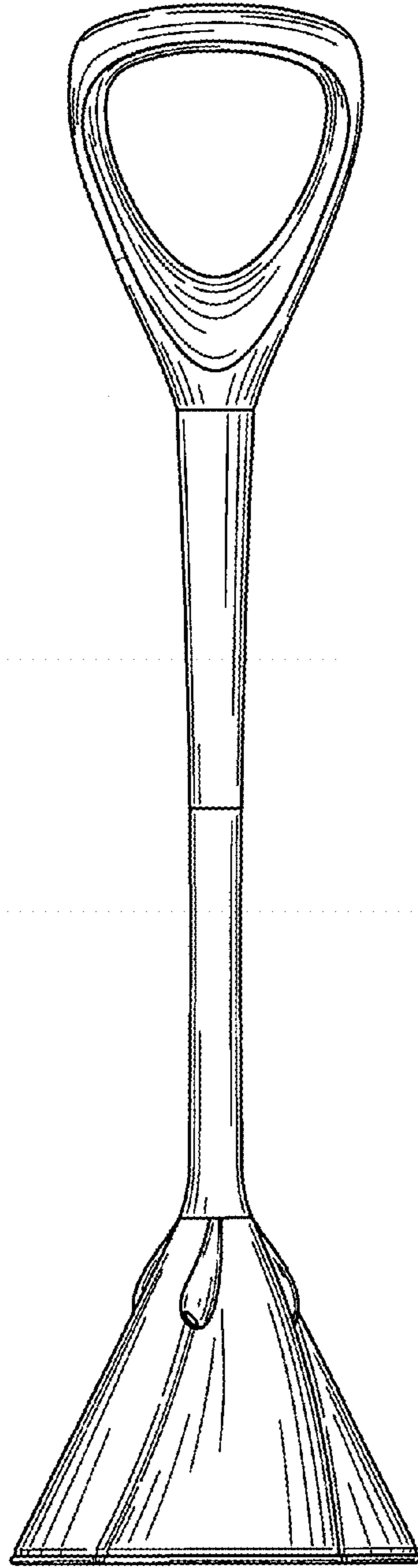


FIG. 3

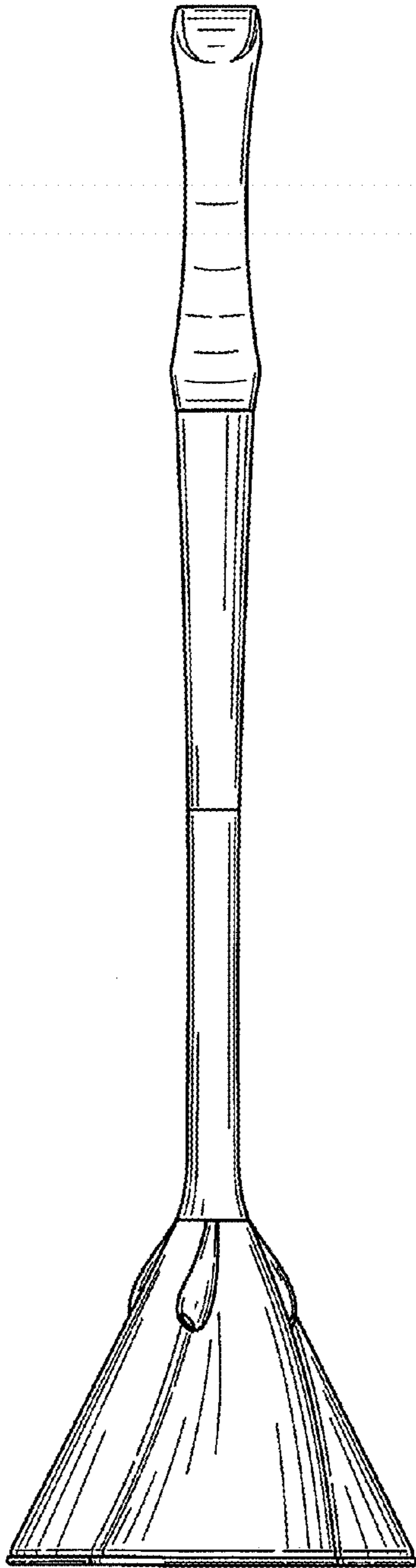


FIG. 4

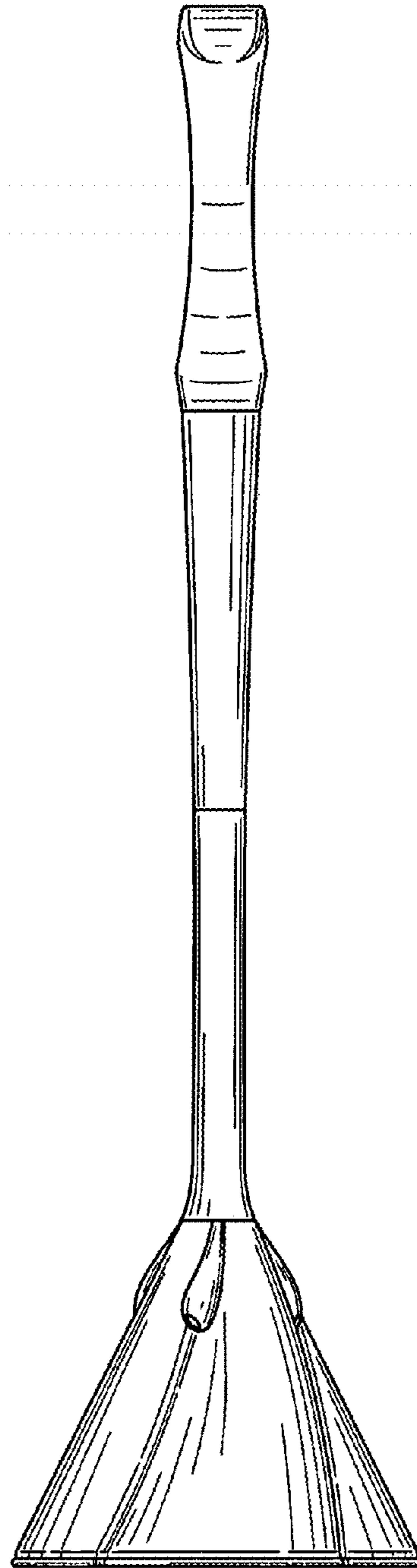


FIG. 5

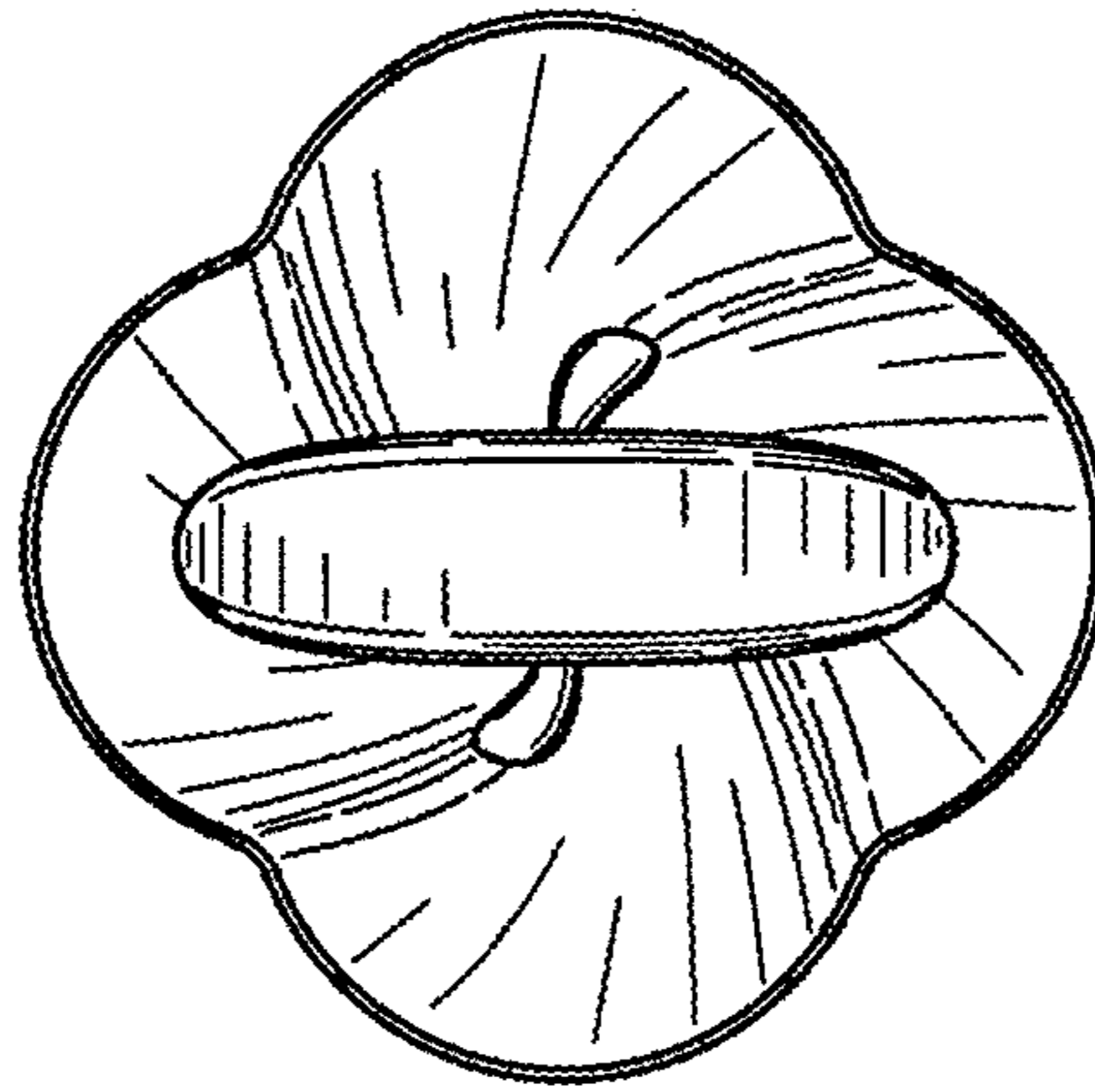


FIG. 6

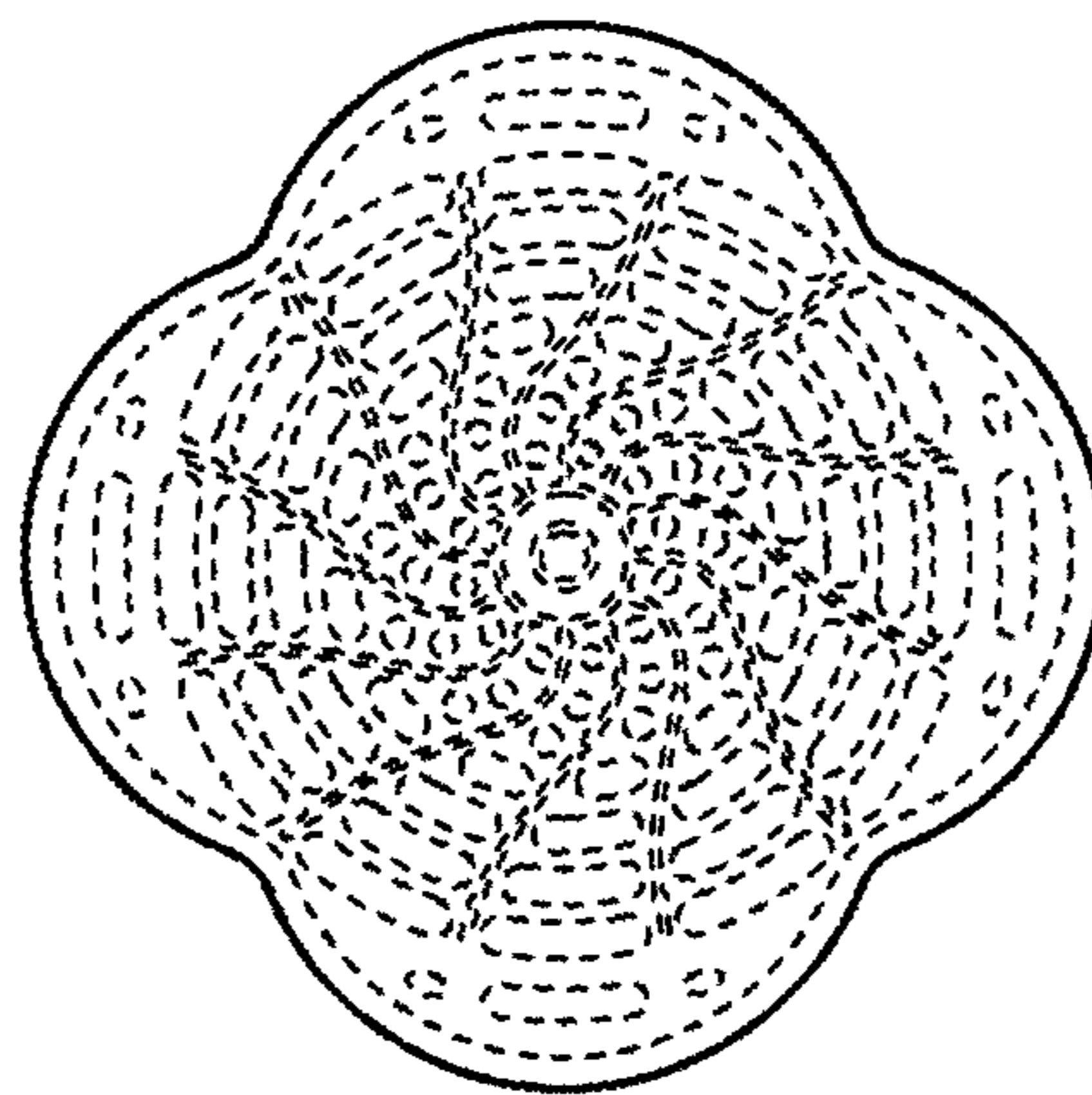


FIG. 7