

US00D764718S

(12) **United States Design Patent**
Sibblies

(10) **Patent No.:** **US D764,718 S**
(45) **Date of Patent:** **** Aug. 23, 2016**

(54) **PAIR OF WATER WICKING WORKOUT GLOVES**

6,408,442 B1 6/2002 Kang
D519,684 S * 4/2006 Simic D29/118
7,895,768 B2 3/2011 Vossoughi et al.

(71) Applicant: **Sandra Sibblies**, Babylon, NY (US)

(Continued)

(72) Inventor: **Sandra Sibblies**, Babylon, NY (US)

OTHER PUBLICATIONS

(**) Term: **14 Years**

Neoprene glove, workout glove, fishing glove. Product Listing [online]. Zhangjiagang Baoxin Sports Products Co., Ltd., 2012 [retrieved on Aug. 19, 2014]. Retrieved from the Internet: http://www.alibaba.com/product-detail/Neoprene-glove-workout-glove-fishing-glove_717007878/showimage.html.

(21) Appl. No.: **29/508,791**

(22) Filed: **Nov. 11, 2014**

Primary Examiner — Karen E. Eldridge Powers

(51) **LOC (10) Cl.** **02-06**

Assistant Examiner — Jasmine Mlinarcik

(52) **U.S. Cl.**

USPC **D29/117.2**; D2/617

(74) *Attorney, Agent, or Firm* — Montgomery Patent Design; Robert C. Montgomery

(58) **Field of Classification Search**

USPC D2/610, 612, 613, 614, 615, 616, 617, D2/623; D29/113, 114, 115, 116.2, 117.1, D29/117.2, 118, 119, 122, 123; D32/40, 41, D32/42, 43

CPC ... A41D 13/08; A41D 19/00; A41D 19/0006; A41D 19/0013; A41D 19/0017; A41D 19/0051; A41D 19/0055; A41D 19/0058; A41D 19/0068; A41D 19/015; A41D 19/01523; A41D 19/01547; A46B 5/04; A47K 7/02; A47L 13/18

See application file for complete search history.

(57) **CLAIM**

The ornamental design for a pair of water wicking workout gloves, as shown and described.

DESCRIPTION

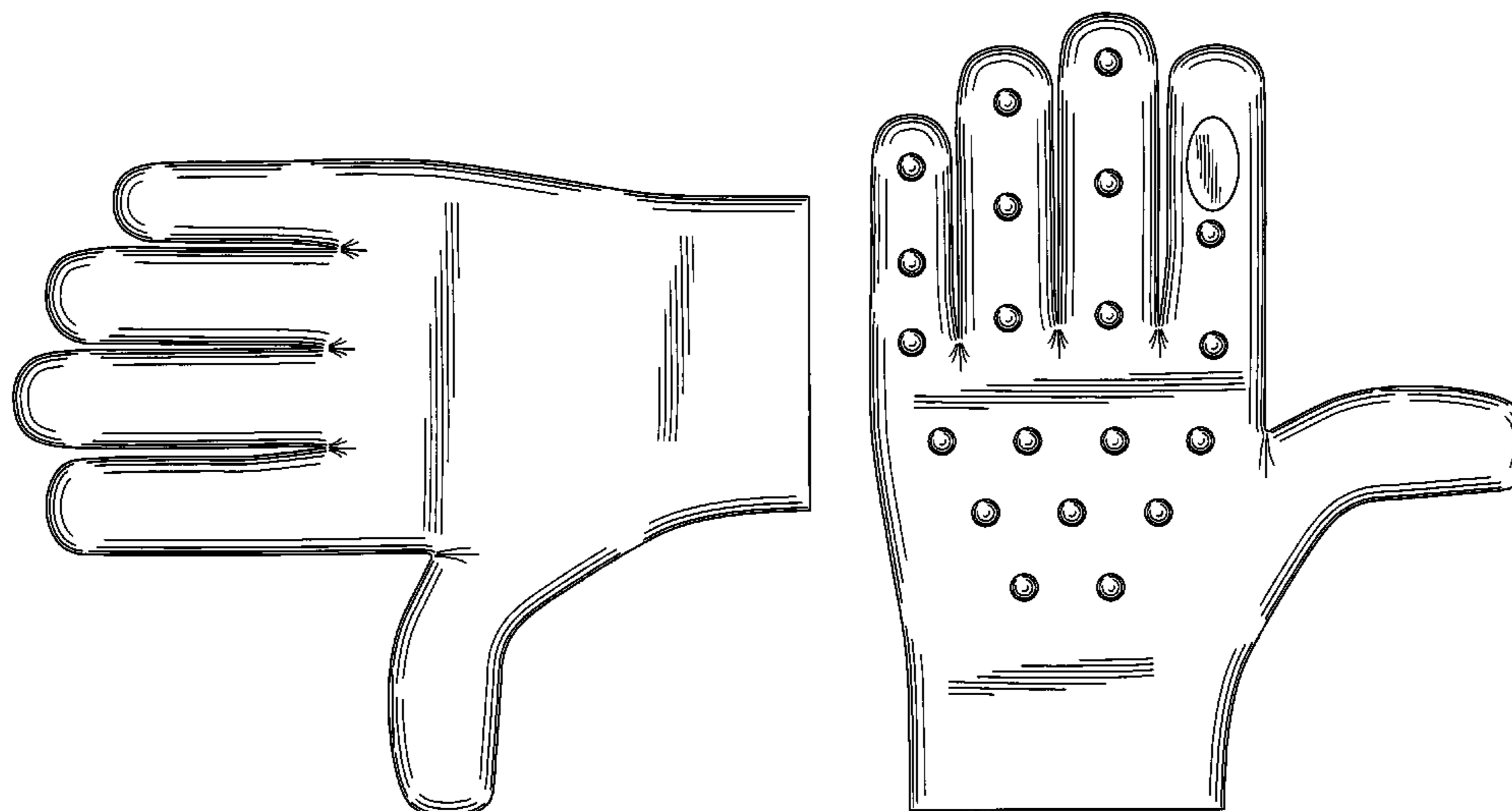
FIG. 1 is a perspective front view of a pair of water wicking workout gloves, showing my new design;
FIG. 2 is a front elevation view of the right-hand glove thereof, shown separately for ease of illustration;
FIG. 3 is a rear elevation view of the design as shown in FIG. 2;
FIG. 4 is a left side elevation view of the design as shown in FIG. 2;
FIG. 5 is a right side elevation view of the design as shown in FIG. 2;
FIG. 6 is a top plan view of the design as shown in FIG. 2; and, FIG. 7 is a bottom plan view of the design as shown in FIG. 2. The thumb portion of the right-hand water wicking workout glove is depicted as extended slightly outward in FIGS. 2-7 to better illustrate the recessed oval on the thumb pad. The left-hand water wicking workout glove is a mirror image of the right-hand version shown in FIGS. 2-7.

(56) **References Cited**

U.S. PATENT DOCUMENTS

168,836	A *	10/1875	Hall	30/123.5
2,187,430	A *	1/1940	Olmsted et al.	2/168
D124,616	S *	1/1941	Reid	D24/211
2,309,476	A *	1/1943	Patterson, Jr.	2/159
3,298,368	A *	1/1967	Charos	604/291
4,038,787	A *	8/1977	Bianchi	451/523
4,121,312	A *	10/1978	Penney	441/57
D256,183	S *	8/1980	Kupperman et al.	D29/117.1
4,416,026	A	11/1983	Smith		
4,577,625	A *	3/1986	Lohati et al.	601/128
4,907,297	A	3/1990	Gallucci		
D359,381	S *	6/1995	Henriquez	D2/616
D368,352	S *	4/1996	Torres	D2/619

1 Claim, 7 Drawing Sheets



(56)

References Cited

U.S. PATENT DOCUMENTS

D651,360 S * 12/2011 Fittry D29/117.1
8,469,619 B1 * 6/2013 Lewis et al. 401/7
8,528,117 B2 9/2013 Asiaghi

2008/0216207 A1* 9/2008 Tsai 2/160
2011/0157873 A1* 6/2011 English 362/103
2012/0030857 A1 2/2012 Farago et al.
2012/0324623 A1 12/2012 Cabauy et al.
2013/0000360 A1 1/2013 Ashworth et al.

* cited by examiner

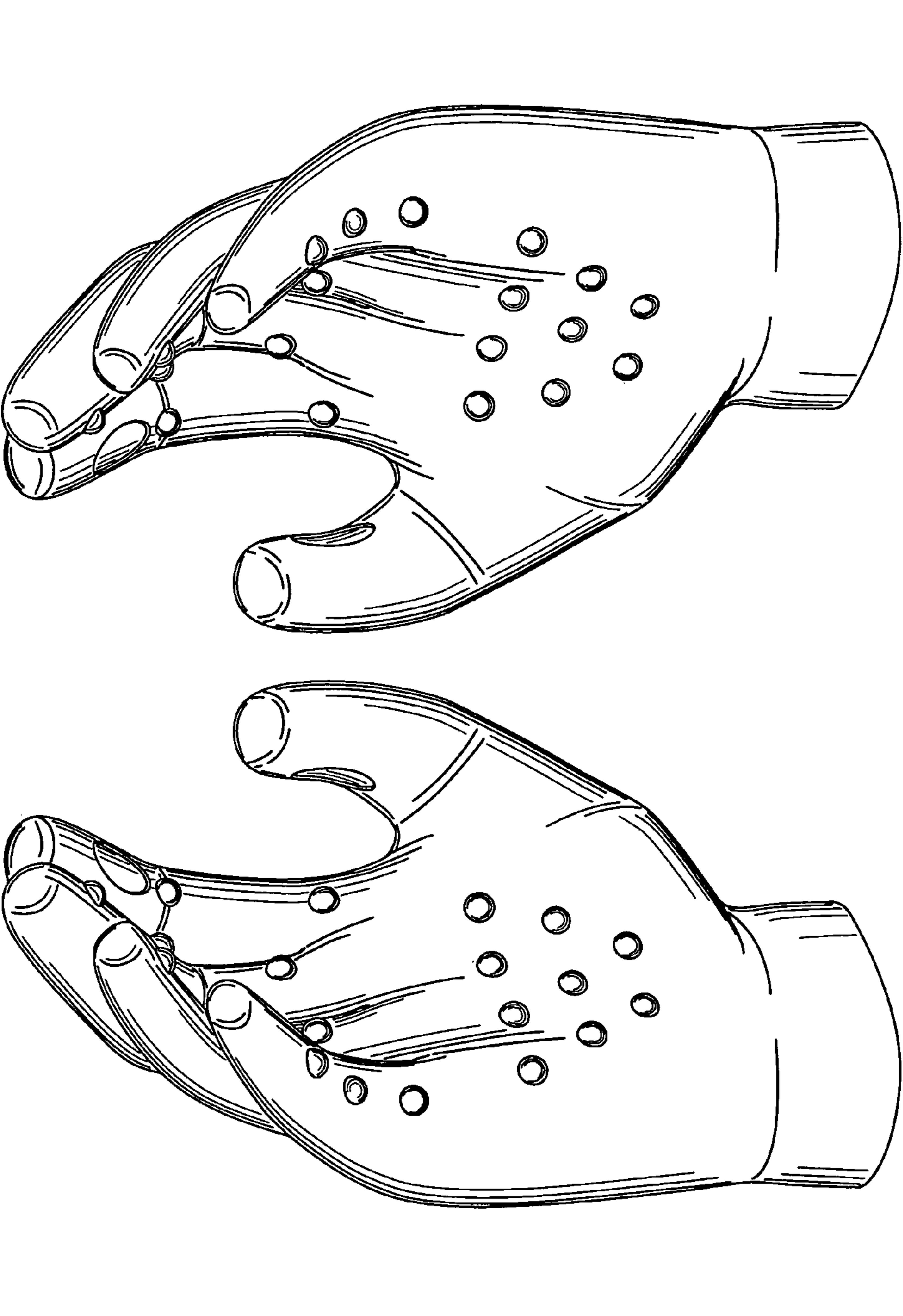


FIG. 1




FIG. 2




FIG. 3

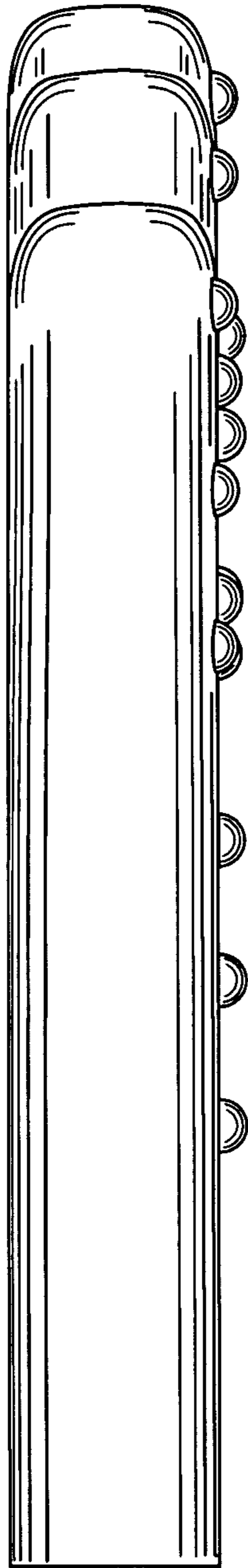


FIG. 4

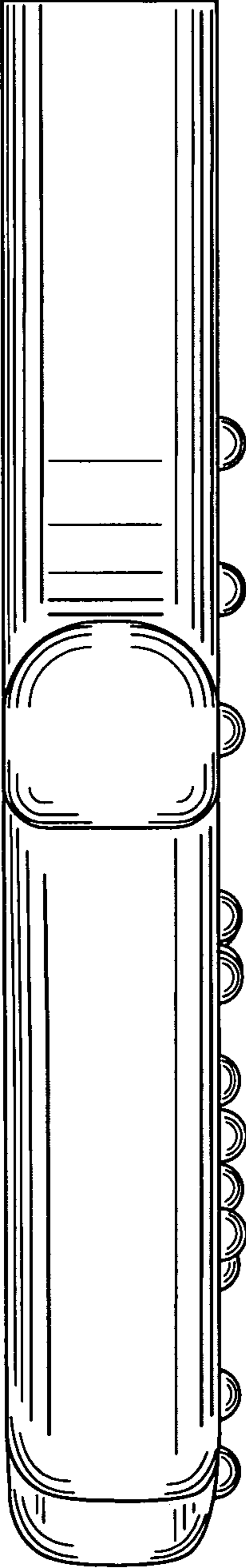


FIG. 5

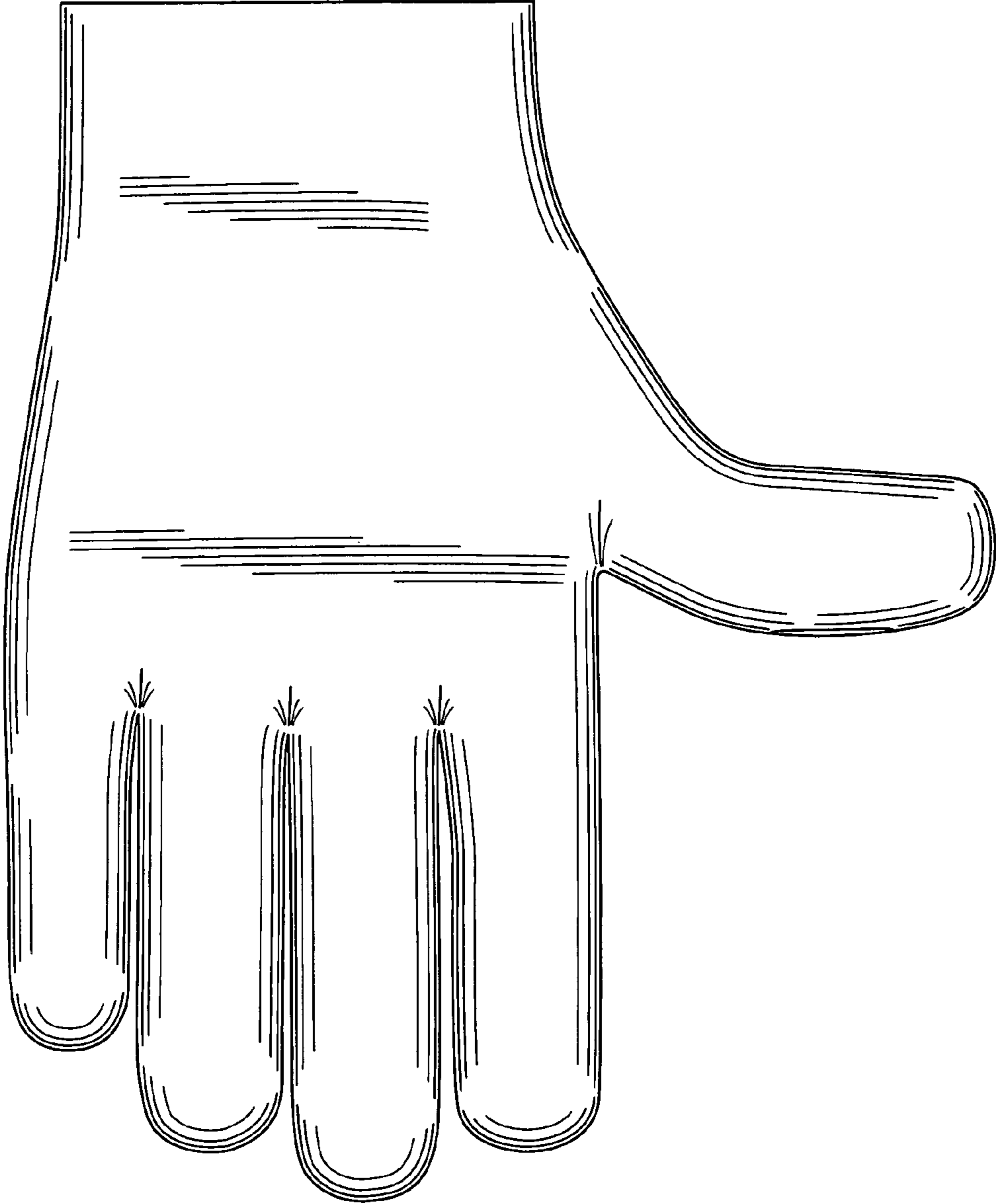


FIG. 6

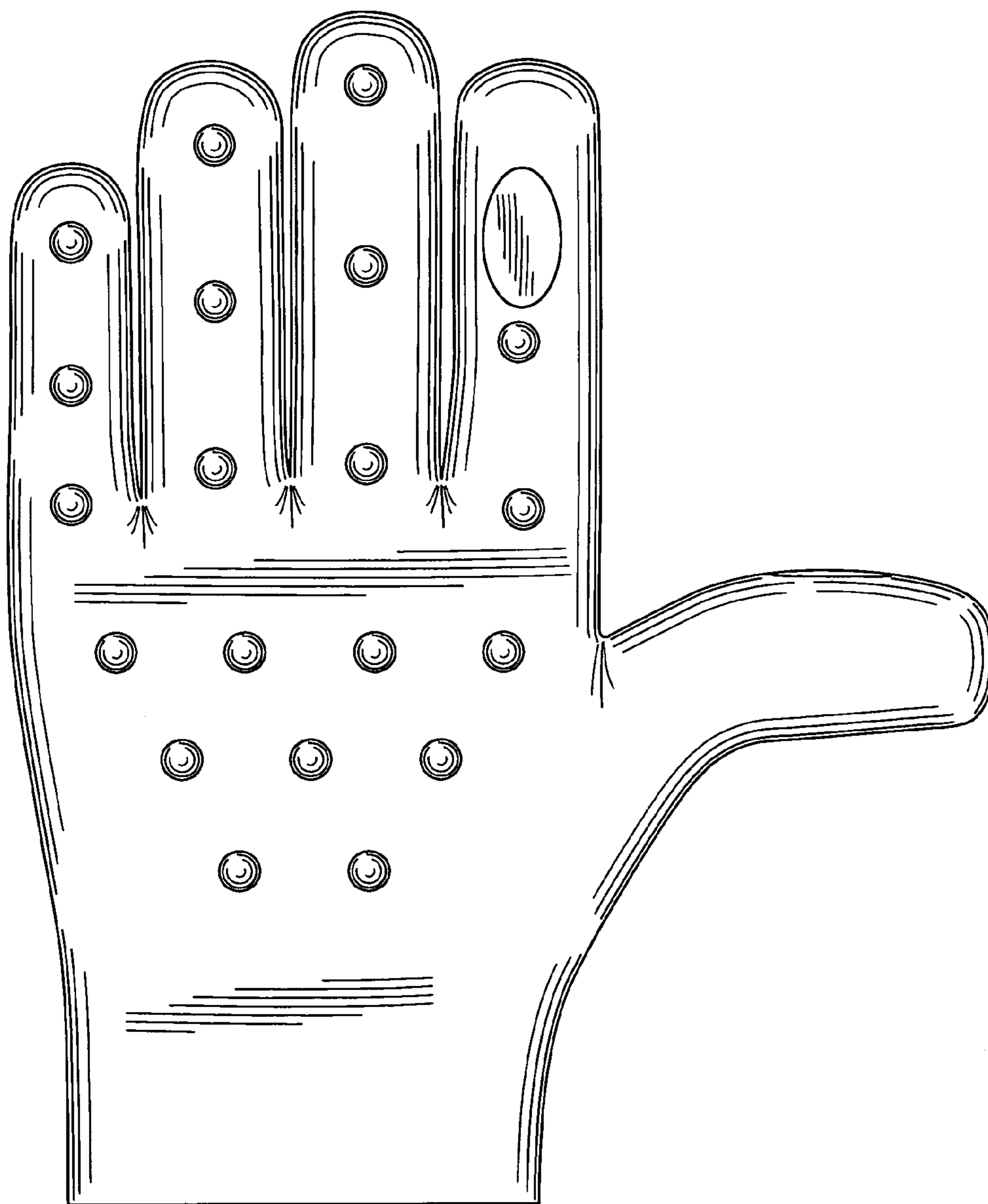


FIG. 7