



US00D764716S

(12) **United States Design Patent**  
**Bologna**

(10) **Patent No.:** **US D764,716 S**  
(45) **Date of Patent:** **\*\* Aug. 23, 2016**

- (54) **FOOTBALL HELMET**
- (71) Applicant: **Riddell, Inc.**, Rosemont, IL (US)
- (72) Inventor: **Vittorio Bologna**, Elk Grove Village, IL (US)
- (73) Assignee: **Riddell, Inc.**, Rosemont, IL (US)
- (\*\*) Term: **14 Years**
- (21) Appl. No.: **29/481,968**
- (22) Filed: **Feb. 12, 2014**
- (51) **LOC (10) Cl.** ..... **09-03**
- (52) **U.S. Cl.**  
USPC ..... **D29/102**
- (58) **Field of Classification Search**  
USPC ..... D29/102-107, 122  
CPC ..... A42B 1/066; A42B 3/228; A42B 3/08;  
A42B 3/32; A42B 3/00; A42B 3/166; A42B  
3/222; A42B 3/16; A42B 3/20; A42B 3/227;  
A42B 3/105; A42B 3/22; A42B 3/04; A42B  
3/06; A63B 71/10  
See application file for complete search history.

5,175,889	A	1/1993	Infusino	
5,263,203	A	11/1993	Kraemer et al.	
D364,487	S	11/1995	Tutton et al.	
D378,624	S	3/1997	Chartrand	
6,226,801	B1	5/2001	Alexander et al.	
6,321,386	B1 *	11/2001	Monica	2/7
D453,399	S	2/2002	Racine	
6,370,699	B1	4/2002	Halstead et al.	
D465,067	S *	10/2002	Ide et al.	D29/106
D466,651	S	12/2002	Halstead et al.	
D475,486	S	6/2003	Ide et al.	
D495,838	S	9/2004	Arai	
D511,026	S *	10/2005	Ide et al.	D29/107
D512,534	S *	12/2005	Maddux et al.	D29/106
D575,458	S	8/2008	Ho	
D582,607	S *	12/2008	Ferrara et al.	D29/106
D587,407	S	2/2009	Nimmons et al.	
D587,852	S *	3/2009	Nimmons	D29/106
D587,853	S *	3/2009	Nimmons	D29/106
D587,854	S *	3/2009	Nimmons et al.	D29/106
D587,855	S	3/2009	Nimmons et al.	

(Continued)

*Primary Examiner* — Ruth McInroy  
(74) *Attorney, Agent, or Firm* — McDermott Will & Emery, LLP

(57) **CLAIM**  
I claim the ornamental design for a football helmet, as shown and described.

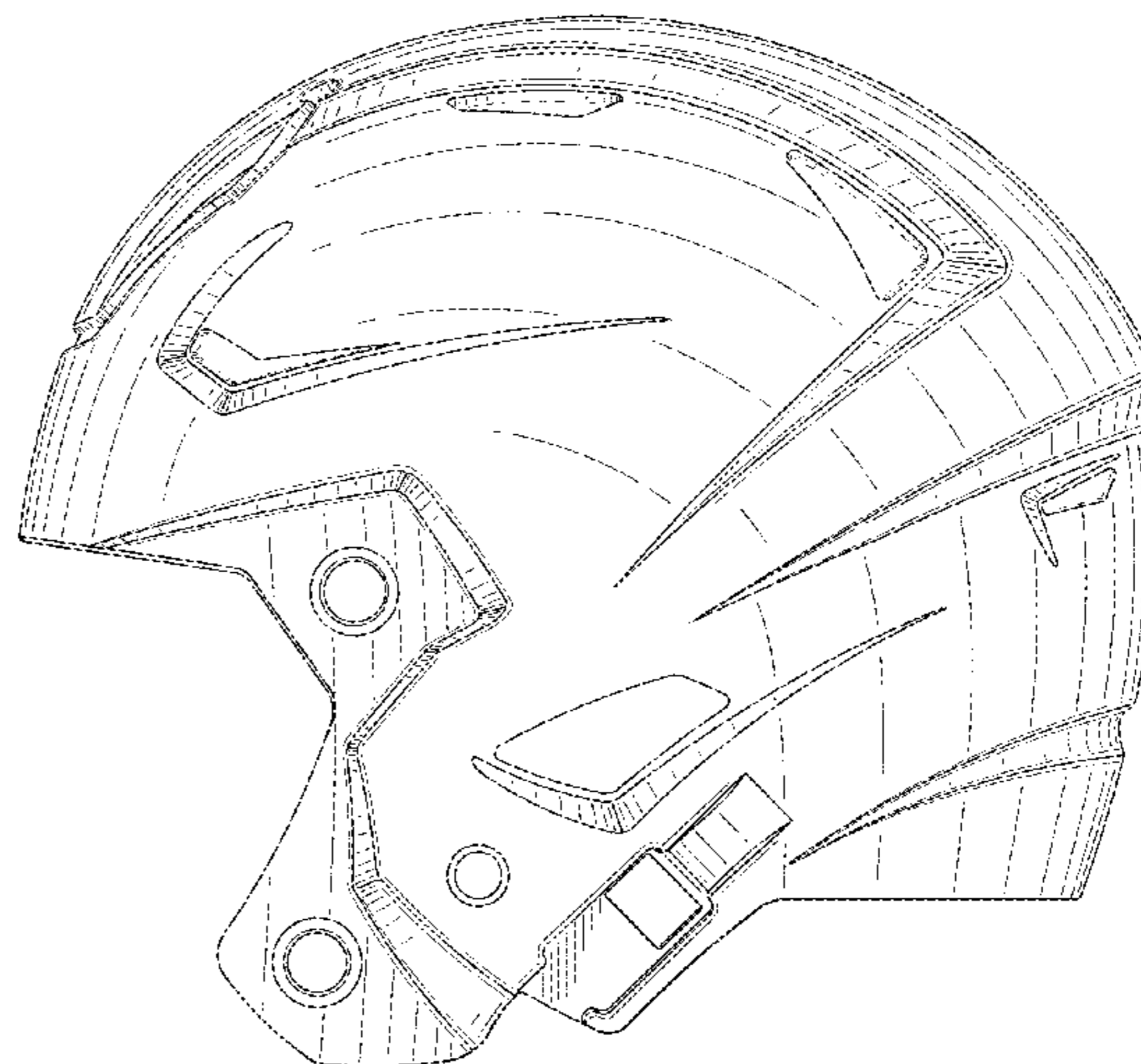
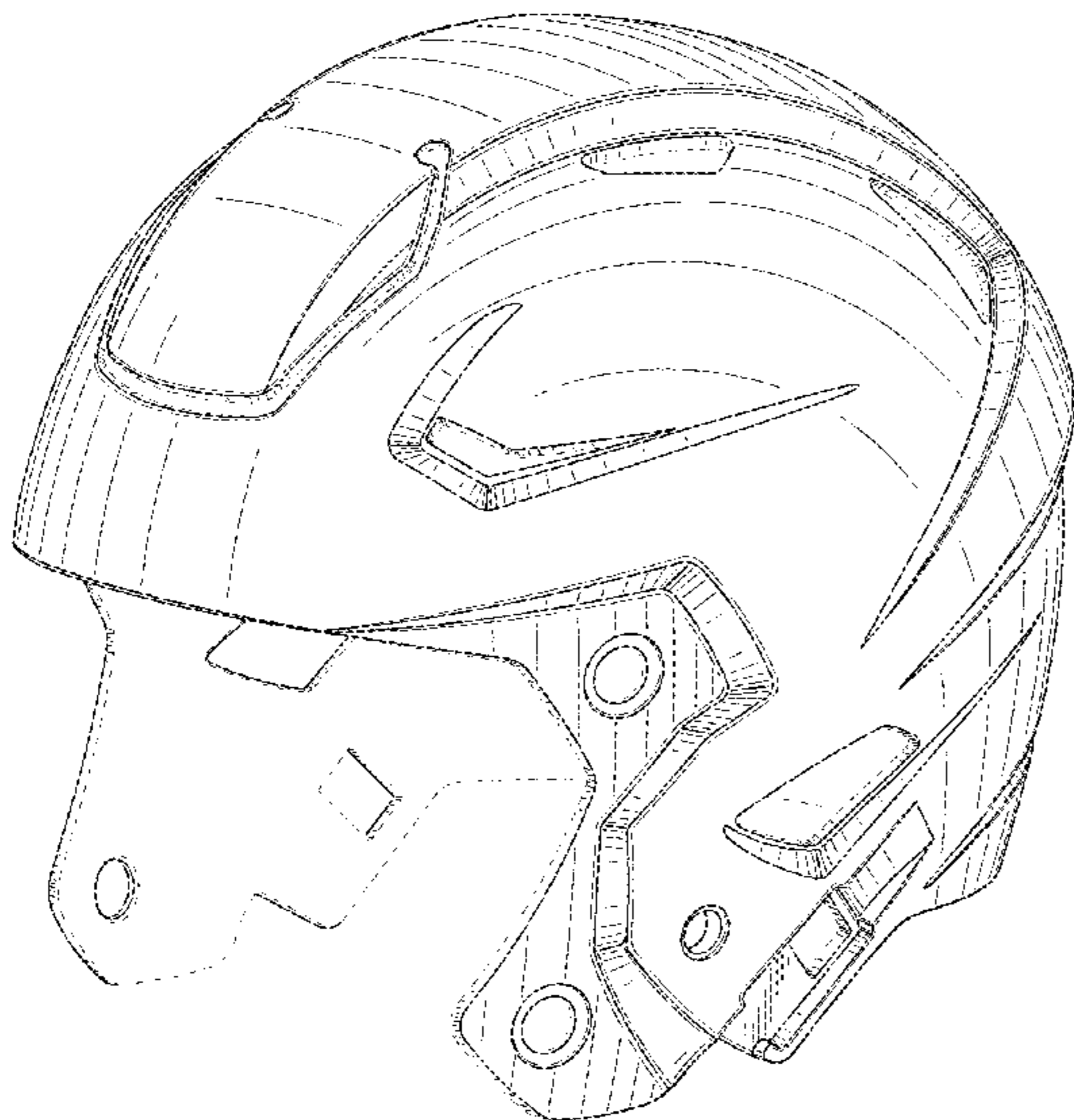
**DESCRIPTION**

FIG. 1 is a perspective view of a football helmet showing my new design;  
FIG. 2 is a left side view thereof;  
FIG. 3 is a right side view thereof;  
FIG. 4 is a front view thereof;  
FIG. 5 is a rear view thereof;  
FIG. 6 is a top view thereof; and,  
FIG. 7 is a bottom view thereof.  
The broken lines in FIG. 1-7 represent boundary lines and unclaimed details that form no part of the claimed design.

**1 Claim, 7 Drawing Sheets**

(56) **References Cited**  
U.S. PATENT DOCUMENTS

2,140,716	A	12/1938	Pryale
3,166,761	A	1/1965	Strohm
3,186,004	A	6/1965	Carlini
3,761,959	A	10/1973	Dunning
3,882,547	A	5/1975	Morgan
4,287,613	A	9/1981	Schulz
D267,287	S	12/1982	Gooding
4,370,759	A	2/1983	Zide
4,404,690	A	9/1983	Farquharson
D271,249	S	11/1983	Farquharson
4,831,668	A	5/1989	Schulz
4,853,980	A	8/1989	Zarotti
5,035,009	A	7/1991	Wingo et al.



(56)

**References Cited**

U.S. PATENT DOCUMENTS

D603,099	S	*	10/2009	Bologna et al.	.....	D29/106	D696,463	S	*	12/2013	Simpson	.....	D29/106
D625,050	S	*	10/2010	Chen	.....	D29/106	D697,270	S	*	1/2014	Simpson	.....	D29/106
D629,162	S	*	12/2010	Daniel	.....	D29/106	D699,895	S	*	2/2014	Hill et al.	.....	D29/102
D678,617	S	*	3/2013	Erb et al.	.....	D29/106	D718,002	S	*	11/2014	Littrell, Jr.	.....	D29/106
D681,281	S	*	4/2013	Bologna et al.	.....	D29/106	2004/0025231	A1	*	2/2004	Ide et al.	.....	2/425
8,528,118	B2		9/2013	Ide et al.			2009/0106882	A1	*	4/2009	Nimmons et al.	.....	2/414
							2014/0115759	A1	*	5/2014	Tomlin et al.	.....	2/411
							2014/0223643	A1	*	8/2014	Infusino et al.	.....	2/413
							2014/0223646	A1	*	8/2014	Bologna et al.	.....	2/424

\* cited by examiner

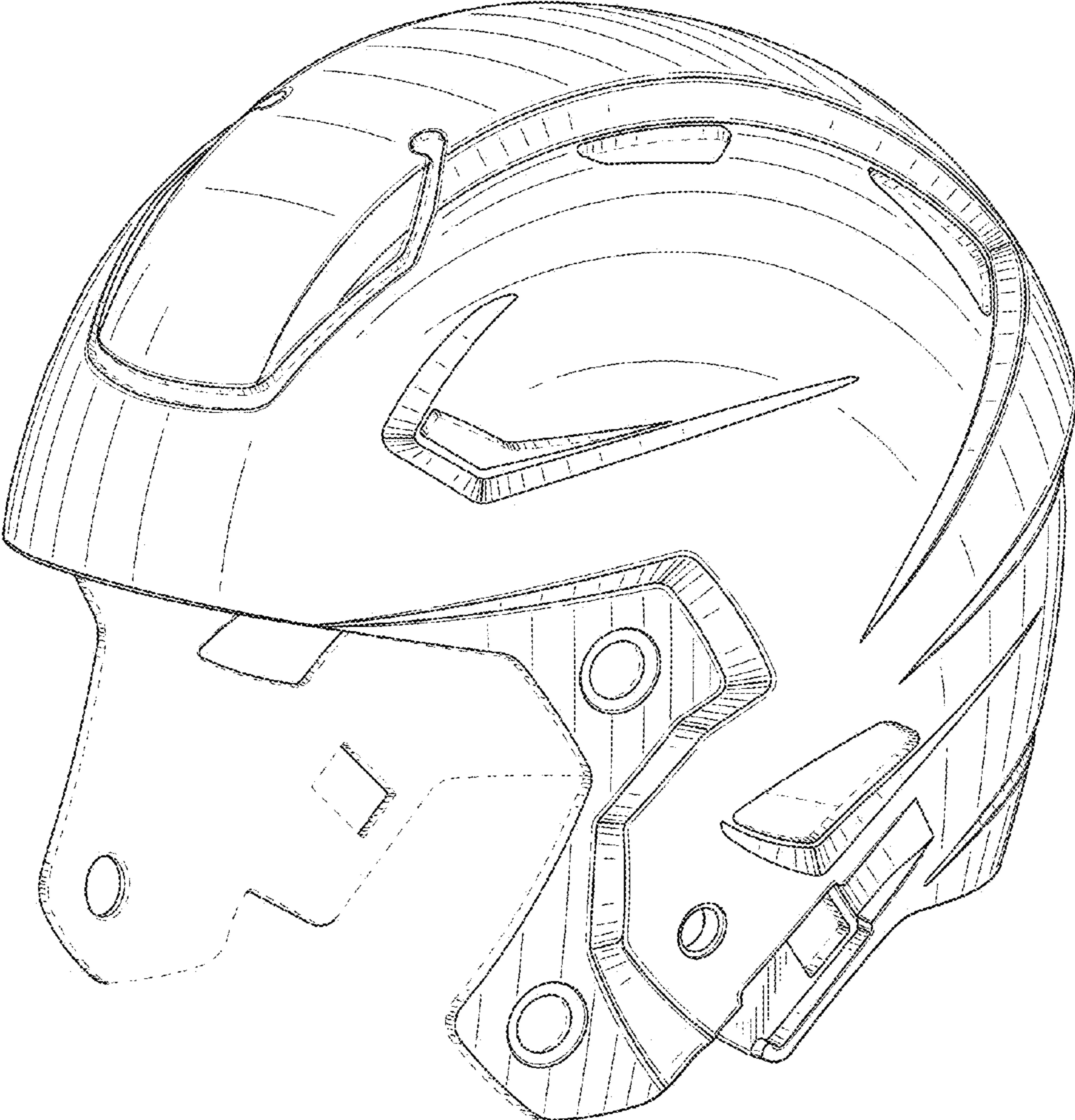


FIG. 1

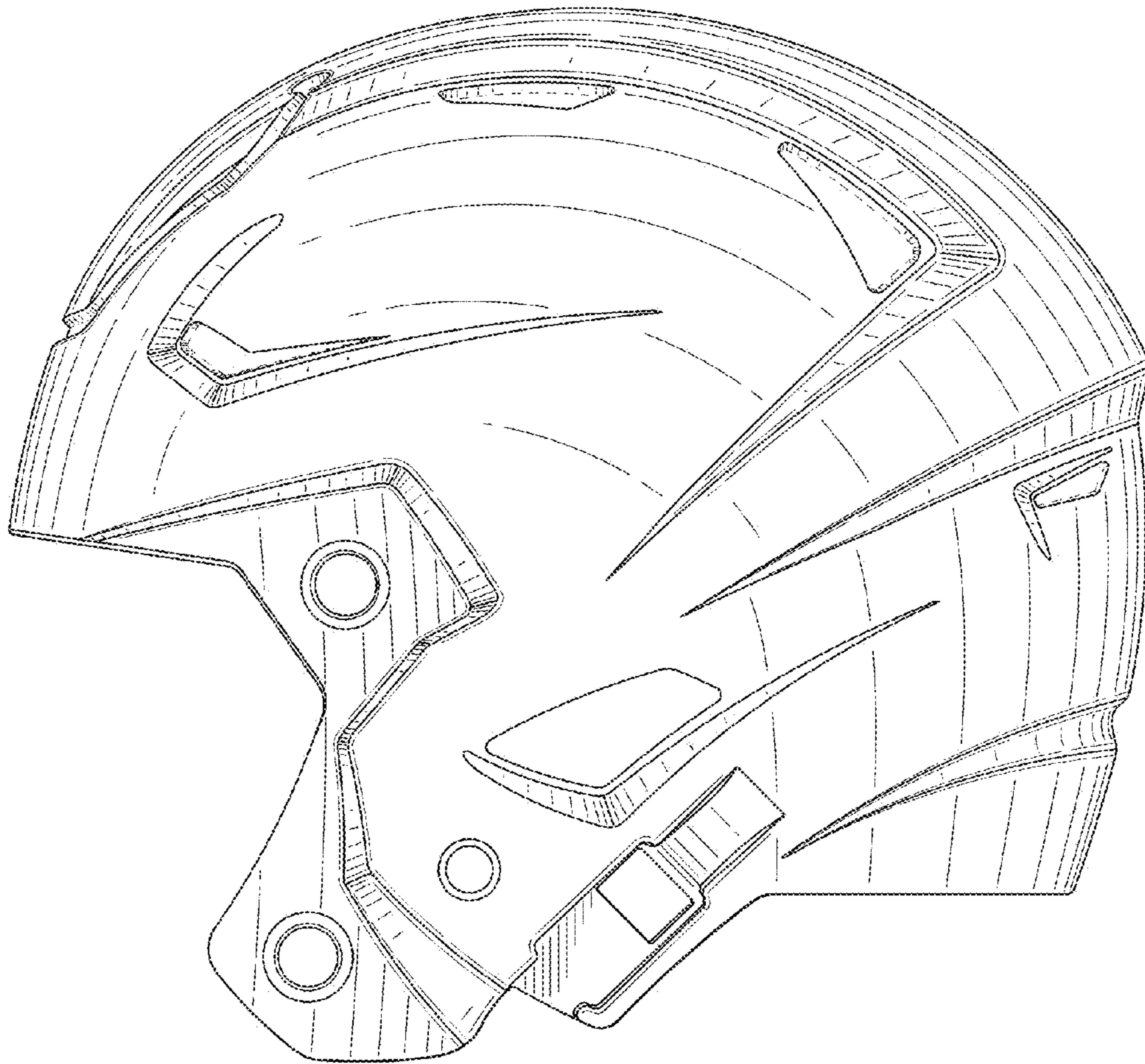
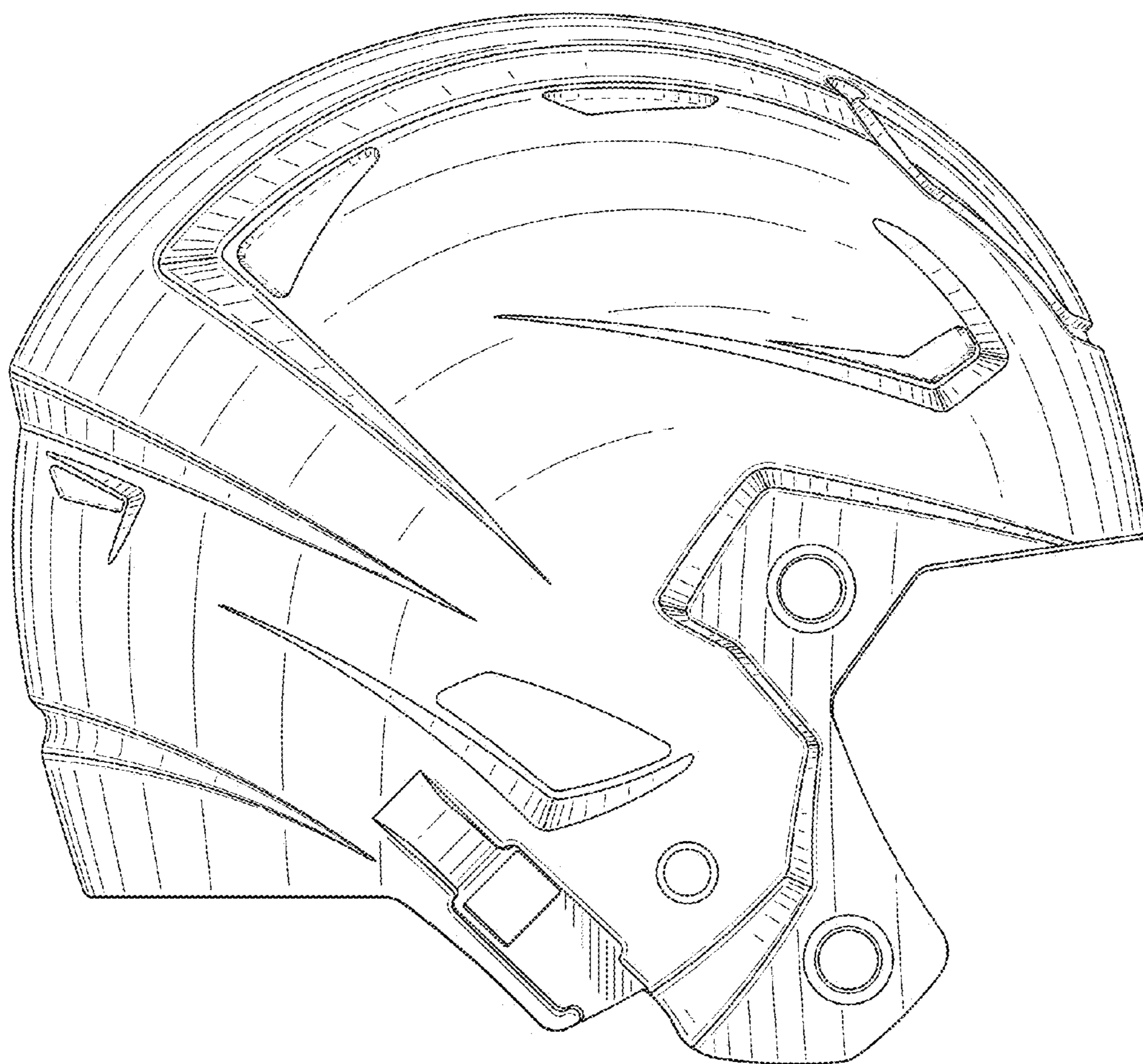


FIG. 2



**FIG. 3**

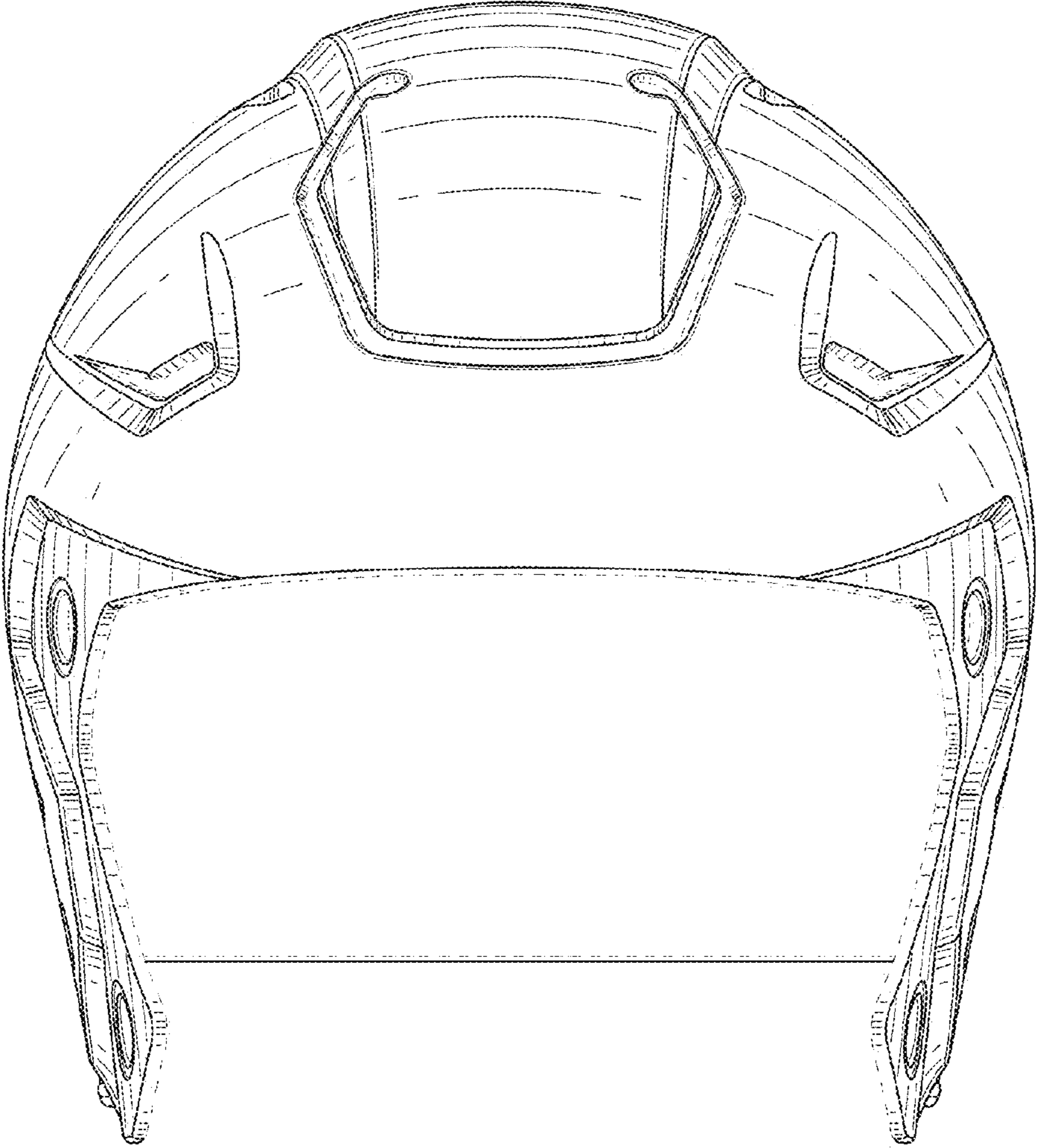
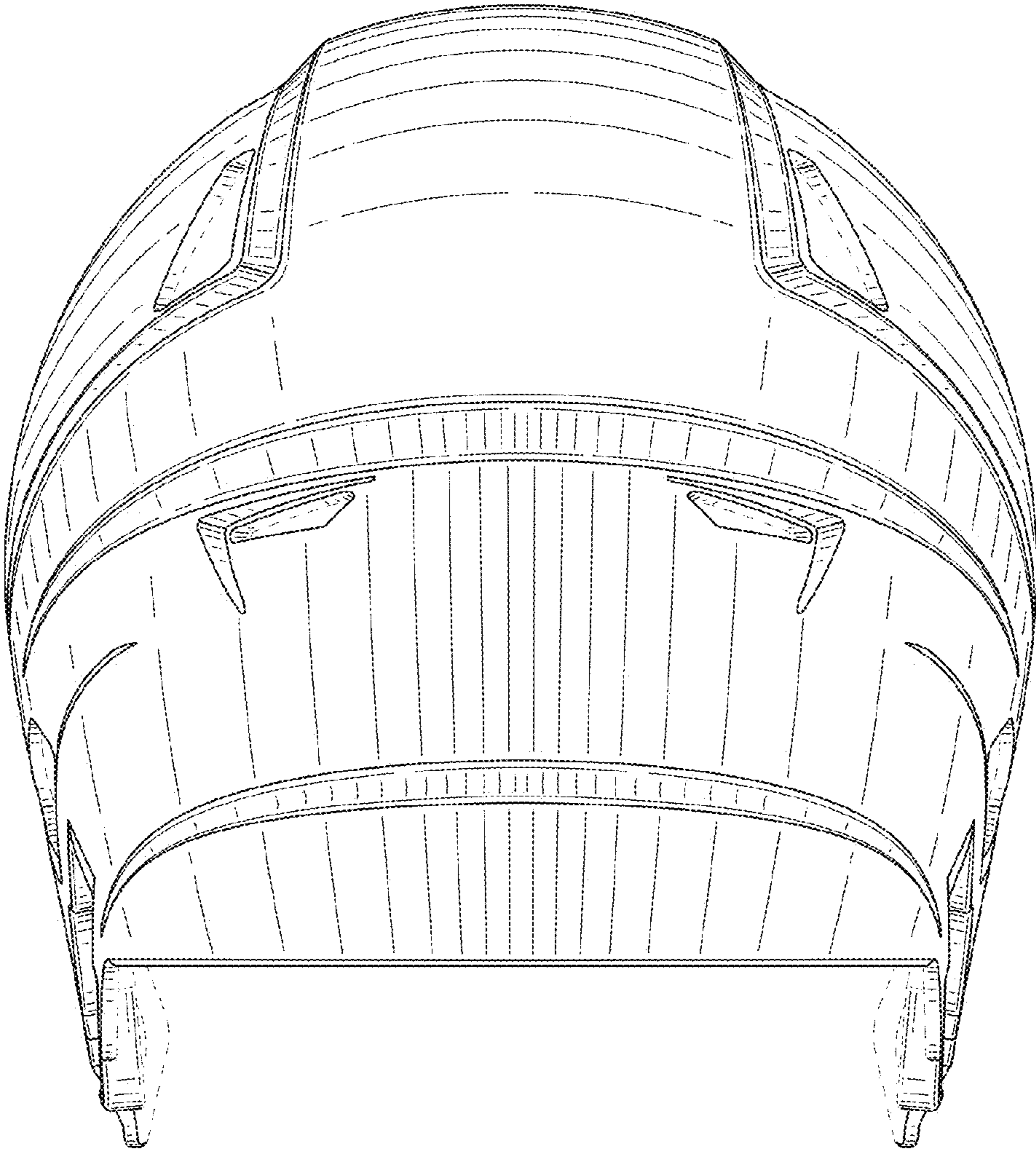
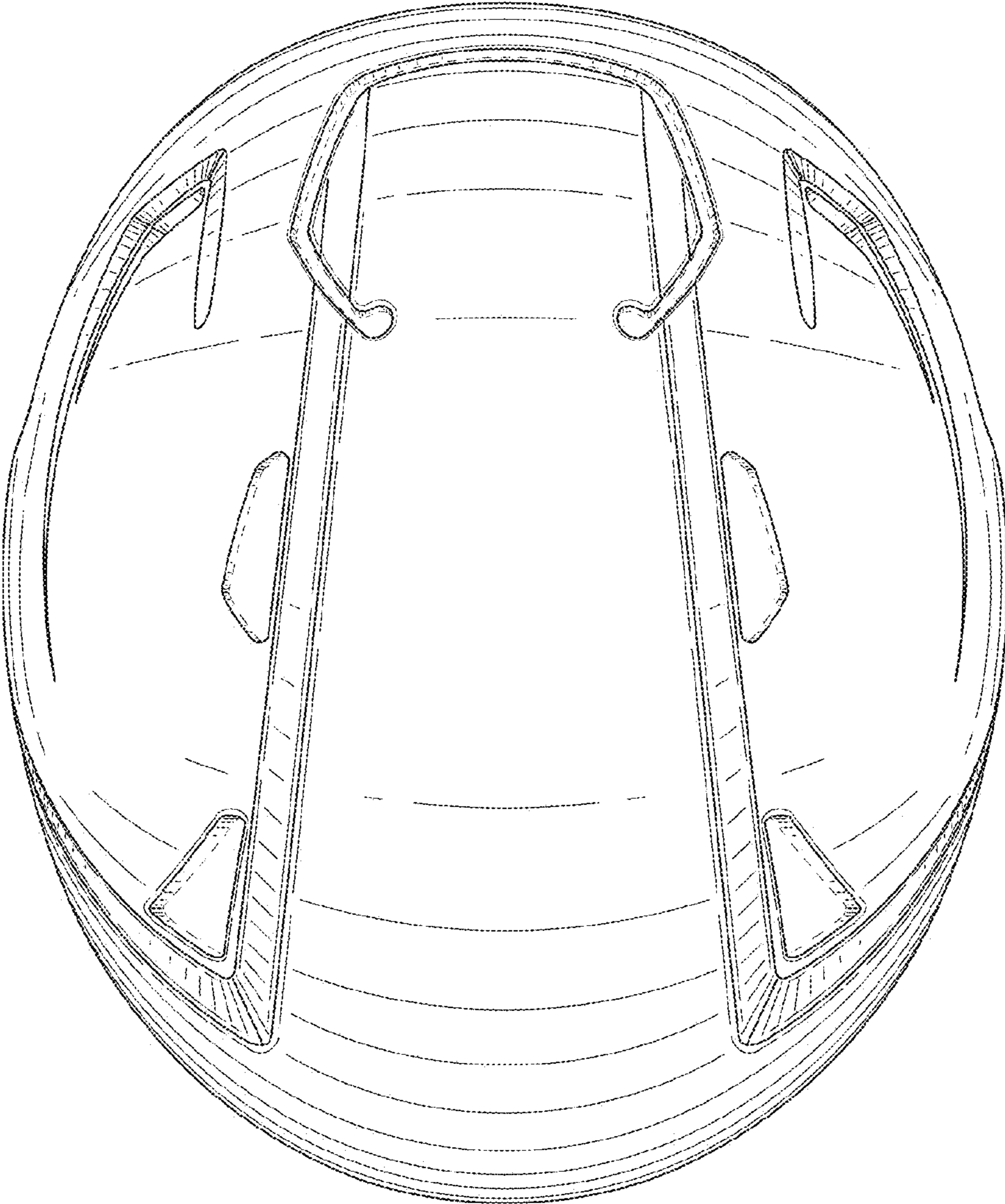


FIG. 4



**FIG. 5**



**FIG. 6**



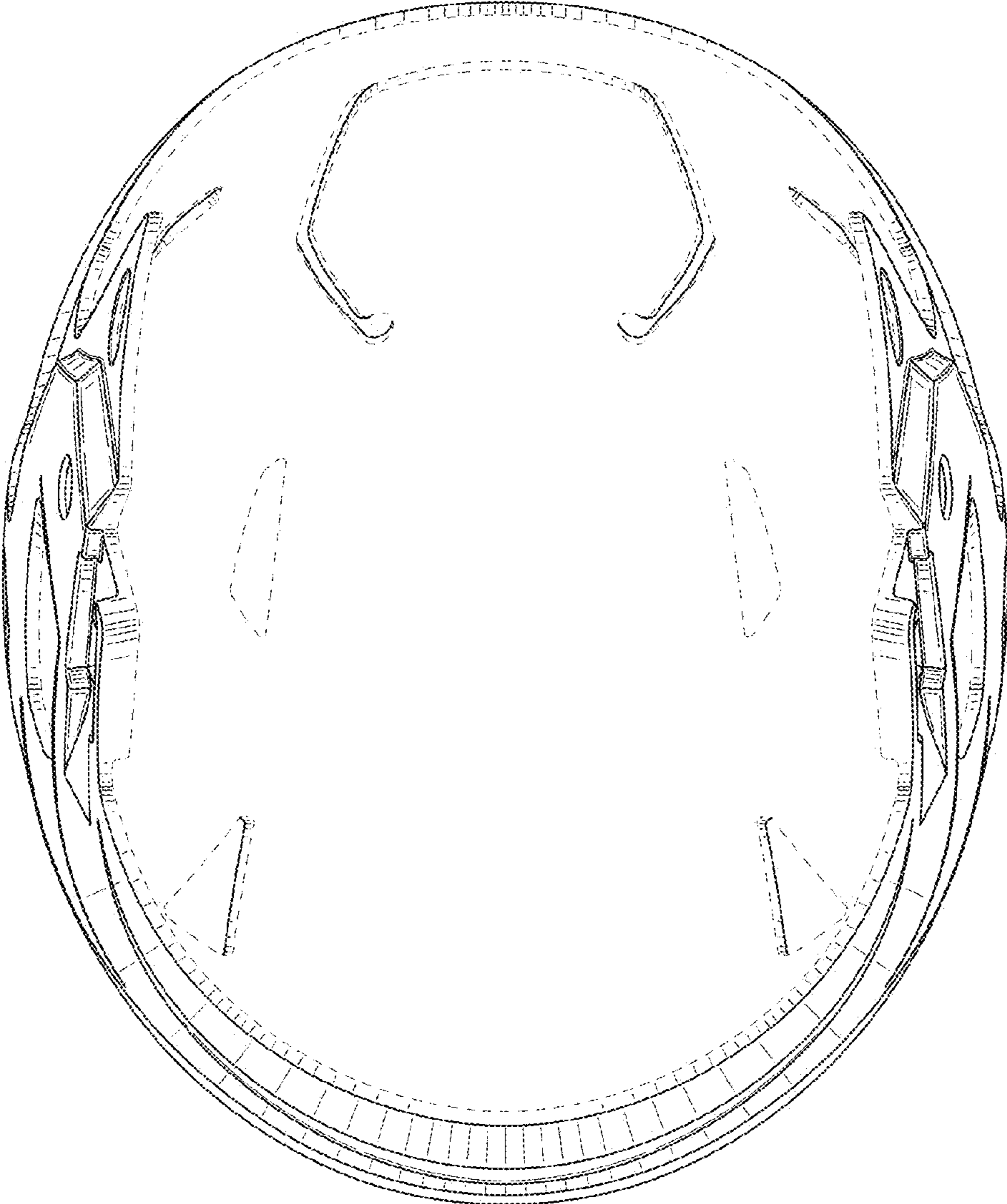


FIG. 7