

US00D764715S

(12) **United States Design Patent**
Pysden et al.

(10) **Patent No.:** **US D764,715 S**

(45) **Date of Patent:** **** Aug. 23, 2016**

(54) **ARMOUR**

(71) Applicant: **Chiron IP Holdco Pty Ltd**, Sydney (AU)

(72) Inventors: **David Pysden**, Waverley (AU); **Justin Forsell**, Annandale (AU)

(73) Assignee: **CHIRON IP HOLDCO PTY LTD**, Sydney (AU)

(**) Term: **14 Years**

(21) Appl. No.: **29/498,112**

(22) Filed: **Jul. 31, 2014**

(51) **LOC (10) Cl.** **29-02**

(52) **U.S. Cl.**
USPC **D29/100**

(58) **Field of Classification Search**
USPC D29/100, 101, 101.1, 101.2, 101.3, D29/101.4, 101.5; D2/728, 750, 828, 829, D2/830, 831; 2/85, 93, 94, 108; 182/3, 4, 182/5, 6, 7, 8, 9, 129
CPC F41H 1/00; F41H 1/08
See application file for complete search history.

(56) **References Cited**

U.S. PATENT DOCUMENTS

D270,776 S * 10/1983 Dawson D29/100
4,453,271 A * 6/1984 Donzis 2/456

4,639,944 A * 2/1987 Lashley et al. 2/456
5,353,437 A * 10/1994 Field et al. 2/462
5,926,857 A * 7/1999 Blondeau 2/456
D420,467 S * 2/2000 Breitbach et al. D29/100
D452,351 S * 12/2001 Paiement D29/120.1
6,397,402 B1 * 6/2002 Holland et al. 2/467
D559,466 S * 1/2008 Crossman et al. D29/100
7,636,948 B1 * 12/2009 Crye et al. 2/2.5
8,201,270 B2 * 6/2012 Lee 2/22
8,973,163 B1 * 3/2015 Kuever et al. 2/46
D742,093 S * 11/2015 Wells D2/700

* cited by examiner

Primary Examiner — Randall Gholson

(74) *Attorney, Agent, or Firm* — McClure, Qualey & Rodack, LLP

(57) **CLAIM**

The ornamental design for armour, as shown and described.

DESCRIPTION

FIG. 1 is a front elevational view of our new design for armour;

FIG. 2 is a rear elevational view thereof;

FIG. 3 is a left side elevational view thereof;

FIG. 4 is a left side rear perspective view thereof;

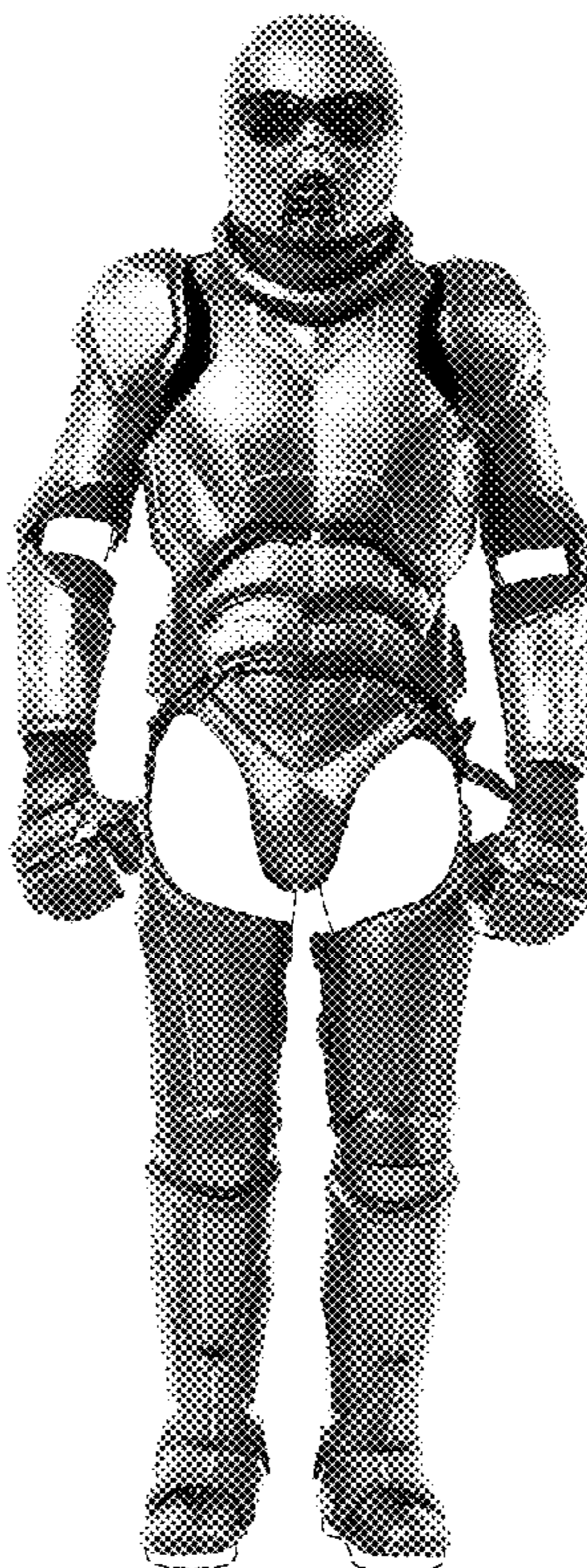
FIG. 5 is a left side front perspective view thereof;

FIG. 6 is top plan view thereof; and,

FIG. 7 is a bottom plan view thereof.

The broken lines shown in the photographs are for the purposes of illustrating the person wearing the claimed armour design and form no part of the claimed design.

1 Claim, 7 Drawing Sheets






FIG. 1




FIG. 2



FIG. 3




FIG. 4




FIG. 5




FIG. 6

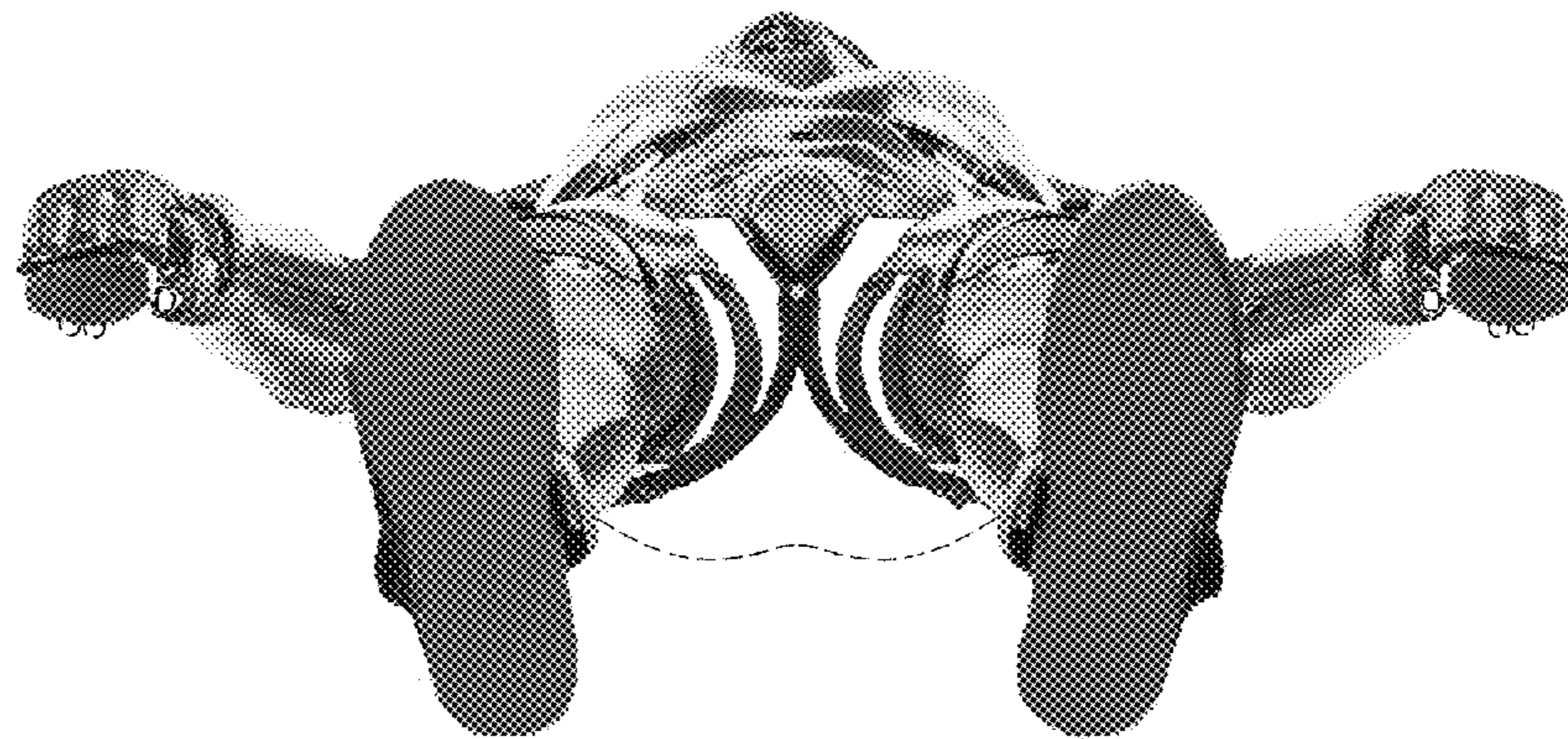


FIG. 7