

US00D764696S

(12) **United States Design Patent**  
**Compton**

(10) **Patent No.:** **US D764,696 S**

(45) **Date of Patent:** **\*\* Aug. 23, 2016**

(54) **LIGHTING FIXTURE**

(71) Applicant: **U.S. POLE COMPANY, INC.**,  
Palmdale, CA (US)

(72) Inventor: **Wayne Compton**, Prescott, AZ (US)

(73) Assignee: **U.S. Pole Company, Inc.**, Palmdale, CA  
(US)

(\*\*) Term: **14 Years**

(21) Appl. No.: **29/526,311**

(22) Filed: **May 7, 2015**

(51) **LOC (10) Cl.** ..... **26-03**

(52) **U.S. Cl.**  
USPC ..... **D26/85**

(58) **Field of Classification Search**  
USPC ..... D26/72, 85, 86, 89, 118, 120  
CPC ..... F21S 8/03; F21S 8/033; F21S 8/024;  
F21V 7/041; F21V 7/043; F21V 7/045;  
F21V 7/05; F21V 7/06; F21V 7/07; F21V  
7/08; F21V 7/09

See application file for complete search history.

(56) **References Cited**

**U.S. PATENT DOCUMENTS**

D95,917 S \* 6/1935 McCann ..... D26/86  
D114,329 S \* 4/1939 Greg ..... D26/86

D307,328 S \* 4/1990 Roulstone ..... D26/85  
D339,203 S \* 9/1993 Namenye ..... D26/85  
D421,816 S \* 3/2000 Canton Gongora ..... D26/76  
D494,305 S \* 8/2004 Crosby ..... D26/118  
D553,783 S \* 10/2007 Loftus ..... D26/67  
D566,878 S \* 4/2008 Duffy ..... D26/85  
D626,680 S \* 11/2010 Verelst ..... D26/85  
D643,571 S \* 8/2011 Chen ..... D26/118  
D672,081 S \* 12/2012 Sprengers ..... D26/85  
D688,406 S \* 8/2013 Goldy ..... D26/85  
D742,054 S \* 10/2015 Fisher ..... D26/85

\* cited by examiner

*Primary Examiner* — Clare E Heflin

(74) *Attorney, Agent, or Firm* — Lewis Roca Rothgerber  
Christie LLP


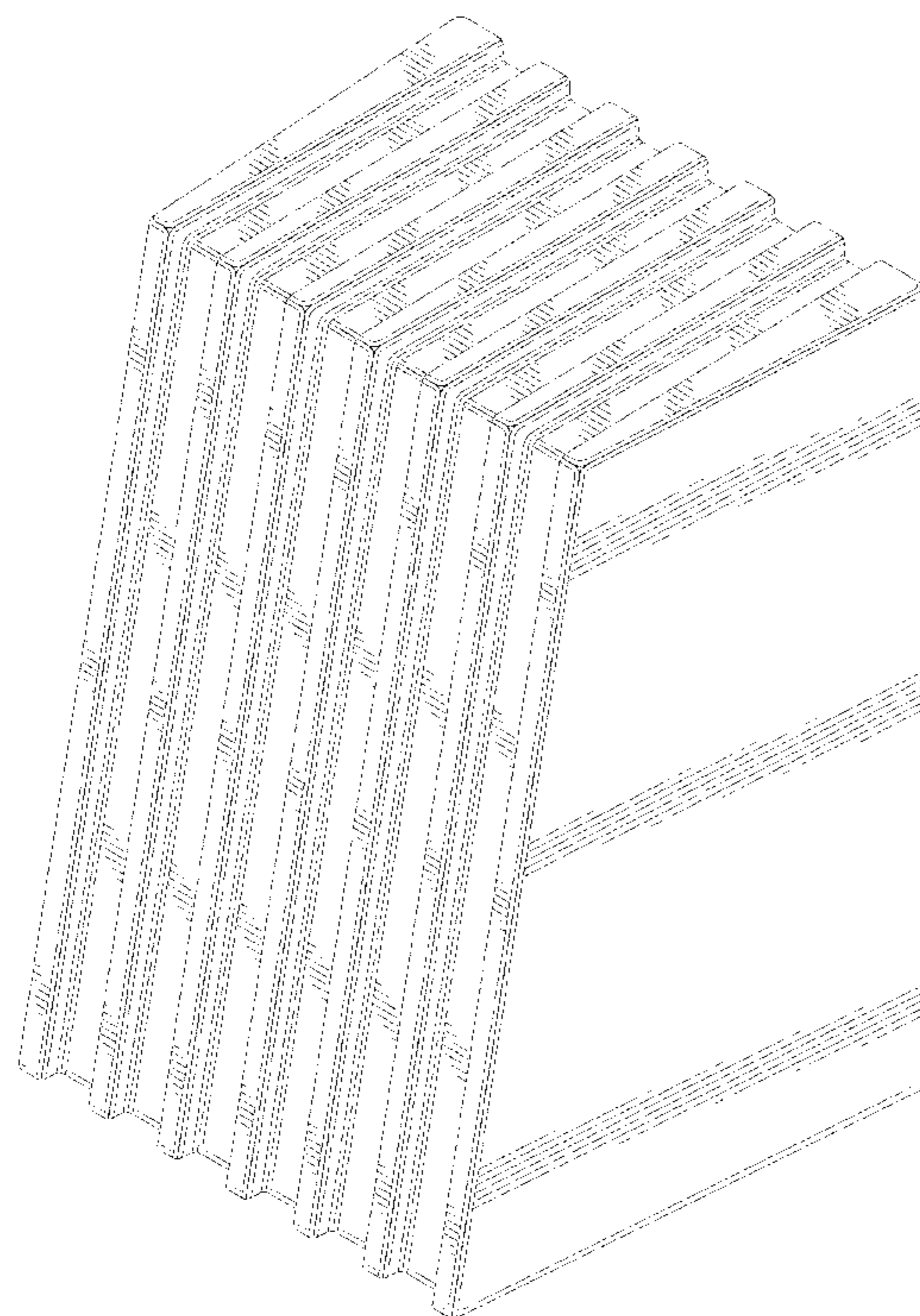
(57) **CLAIM**

The ornamental design for a lighting fixture, as shown and  
described.

**DESCRIPTION**

FIG. 1 is a perspective view of the new design;  
FIG. 2 is a front view of the design of FIG. 1;  
FIG. 3 is a side view of the design of FIG. 1;  
FIG. 4 is a rear view of the design of FIG. 1;  
FIG. 5 is a top view of the design of FIG. 1; and,  
FIG. 6 is a bottom view of the design of FIG. 1.  
The broken lines shown on the drawings depict portions of the  
lighting fixture that form no part of the claimed design.

**1 Claim, 6 Drawing Sheets**



*FIG. 1*




FIG. 2




FIG. 3





FIG. 4



*FIG. 5*




FIG. 6

