

US00D764686S

(12) **United States Design Patent**
Belitz et al.

(10) **Patent No.:** **US D764,686 S**

(45) **Date of Patent:** **** Aug. 23, 2016**

- (54) **WALL PANEL**
- (71) Applicant: **Swift Distribution, Inc.**, Loveland, CO
(US)
- (72) Inventors: **Michael Belitz**, Cherry Hills Village, CO
(US); **Patrick Bertsch**, Thornton, CO
(US)
- (73) Assignee: **Swift Distribution, LLC**, Loveland, CO
(US)
- (**) Term: **14 Years**
- (21) Appl. No.: **29/514,643**
- (22) Filed: **Jan. 14, 2015**
- (51) **LOC (10) Cl.** **25-01**
- (52) **U.S. Cl.**
USPC **D25/138**
- (58) **Field of Classification Search**
USPC D25/113, 115, 119, 126, 138, 152, 58,
D25/60, 136, 142-143, 153, 159, 163;
52/403.1
CPC E04B 1/00; E04B 2/00; E04B 2/72;
E04B 2/74; E04B 2/7401; E04C 2/38; E04C
2/46

See application file for complete search history.

(56) **References Cited**

U.S. PATENT DOCUMENTS

D323,726 S *	2/1992	Murphy	D25/138
D495,067 S *	8/2004	Winig	D25/138
D525,373 S *	7/2006	Reisman	D25/138
D525,724 S *	7/2006	Reisman	D25/138
D553,263 S *	10/2007	Kim	D25/155
D556,921 S *	12/2007	Ardern	D25/163

D569,012 S *	5/2008	Ellis	D25/138
D578,668 S *	10/2008	Delmestri	D25/158
D582,574 S *	12/2008	Mackenzie	D25/138
D608,473 S *	1/2010	Larson	D25/138
D653,777 S *	2/2012	Damen	D25/138
D664,269 S *	7/2012	Kim	D25/152
D693,493 S *	11/2013	Kim	D25/152
D696,430 S *	12/2013	Lee	D25/138
D696,431 S *	12/2013	Lee	D25/138
D696,433 S *	12/2013	Lee	D25/138
D728,832 S *	5/2015	Martin	D25/138
D729,417 S *	5/2015	Martin	D25/138
9,038,342 B2 *	5/2015	Hassan	E01C 13/00 52/403.1
D737,998 S *	9/2015	Lee	D25/138
D739,048 S *	9/2015	Mouchet	D25/138
D750,811 S *	3/2016	Peters	D25/158
2004/0233654 A1 *	11/2004	Lin	H05K 9/0041 361/818

* cited by examiner

Primary Examiner — Rosemary K Tarcza

Assistant Examiner — James Thorn, Sr.

(74) *Attorney, Agent, or Firm* — Sheridan Ross P.C.


(57) **CLAIM**

The ornamental design for a wall panel, as shown and described.

DESCRIPTION

FIG. 1 is a front view showing a new design for a wall panel;
 FIG. 2 is a rear view thereof;
 FIG. 3 is a left view thereof;
 FIG. 4 is a right view thereof;
 FIG. 5 is a top view thereof;
 FIG. 6 is a bottom view thereof; and,
 FIG. 7 is a perspective view thereof.

1 Claim, 7 Drawing Sheets



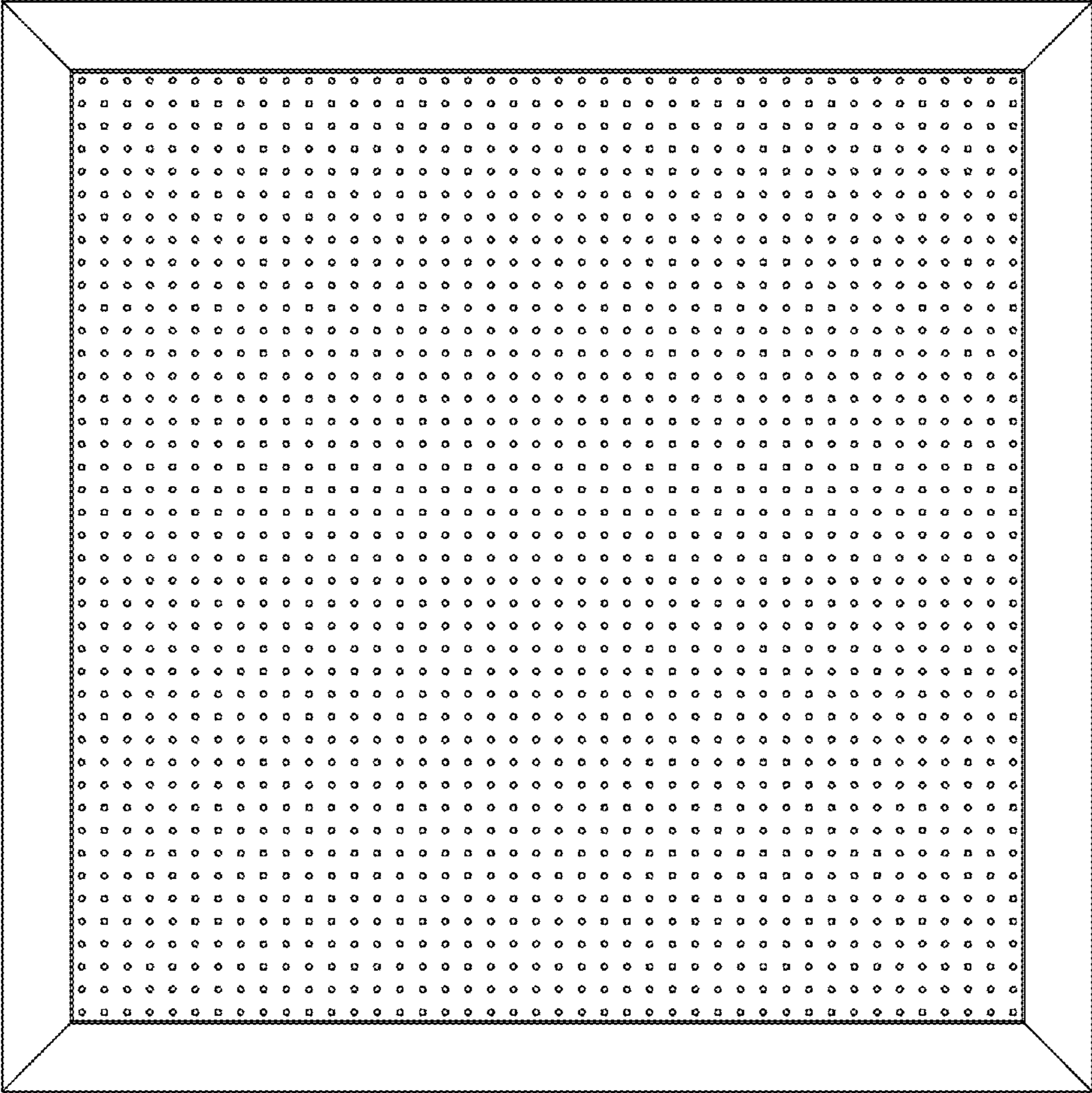


FIG. 1




FIG. 2

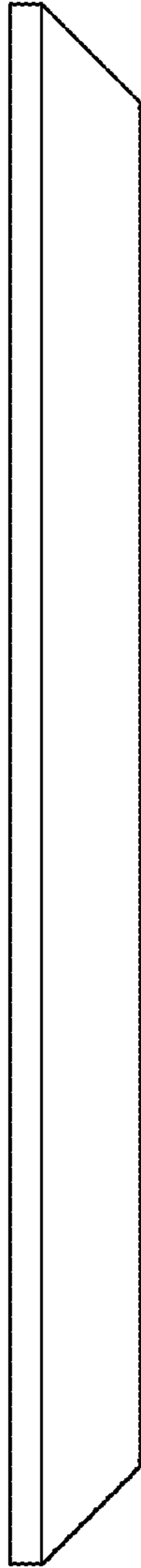


FIG. 3

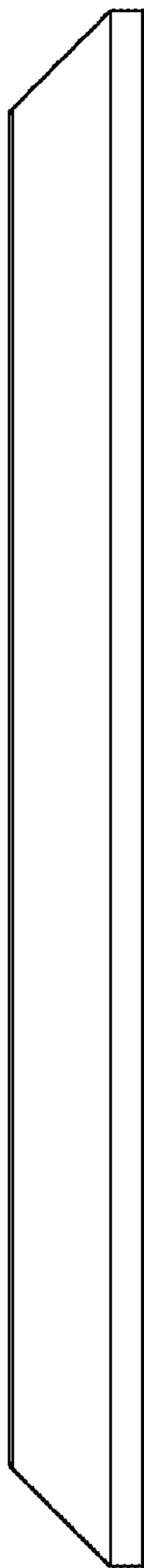


FIG. 4




FIG. 5




FIG. 6

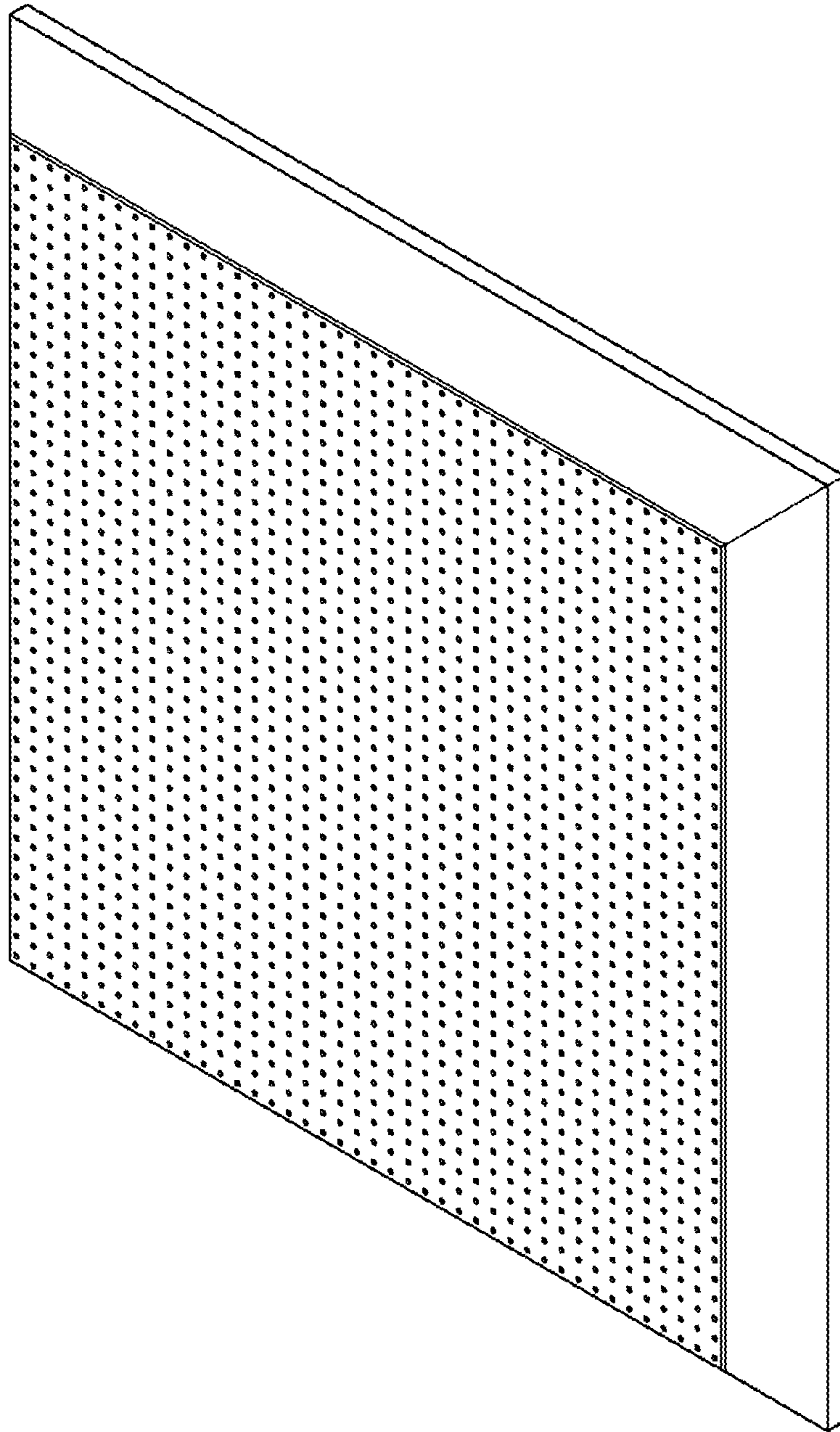


FIG. 7