

US00D764664S

(12) **United States Design Patent** (10) **Patent No.:** **US D764,664 S**
Ripich et al. (45) **Date of Patent:** **** Aug. 23, 2016**

(54) TONGUE CLEANING DEVICE	6,171,323 B1 * 1/2001 Potti A61B 17/244 600/570
(71) Applicants: Robert J. Ripich , Canton, OH (US); David J. Boord , North Canton, OH (US)	D450,676 S * 11/2001 Huttner D24/133 D484,978 S * 1/2004 Syal D24/147 D525,852 S * 8/2006 Pearson D8/98 D527,603 S * 9/2006 Gullicks D8/98 D528,207 S * 9/2006 Kling D24/146 D567,945 S * 4/2008 Foster D24/147 D571,470 S * 6/2008 Jansheski D24/147 D580,729 S * 11/2008 Packard D8/98 D583,943 S * 12/2008 Zaksenberg D24/147 D652,925 S * 1/2012 Nanda D24/147 D672,041 S * 12/2012 Brown D24/147 D721,174 S * 1/2015 Albers D24/147 D736,379 S * 8/2015 Wong D24/147 D742,006 S * 10/2015 Ripich D24/147
(72) Inventors: Robert J. Ripich , Canton, OH (US); David J. Boord , North Canton, OH (US)	2002/0128673 A1 * 9/2002 Ripich A61B 17/244 606/161
(**) Term: 15 Years	
(21) Appl. No.: 29/543,668	
(22) Filed: Oct. 27, 2015	

Related U.S. Application Data

(62) Division of application No. 29/459,251, filed on Jun. 27, 2013, now Pat. No. Des. 742,006.

(51) **LOC (10) Cl.** **24-02**

(52) **U.S. Cl.**
USPC **D24/152**

(58) **Field of Classification Search**
USPC D24/127, 133, 136, 146-152, 172, 176;
600/569, 590, 237; D8/89, 98; 606/161
CPC A61B 2010/0216; A61B 1/24; A61B 5/228;
A61B 17/244
See application file for complete search history.

References Cited

U.S. PATENT DOCUMENTS

D238,108 S * 12/1975	Cooke	D24/147
D253,789 S * 12/1979	Gupta	D24/147
D265,506 S * 7/1982	Finamore	D24/147
D376,205 S * 12/1996	Tarfare	D24/152
D383,540 S * 9/1997	Woo	D24/147
D404,487 S * 1/1999	Bertella	D24/147
D408,534 S * 4/1999	Jansheski	D24/147
6,139,558 A * 10/2000	Wagner	A61B 17/244 132/322

* cited by examiner

Primary Examiner — Robert M Spear
Assistant Examiner — Marissa J Cash
(74) *Attorney, Agent, or Firm* — Zollinger & Burleson Ltd.

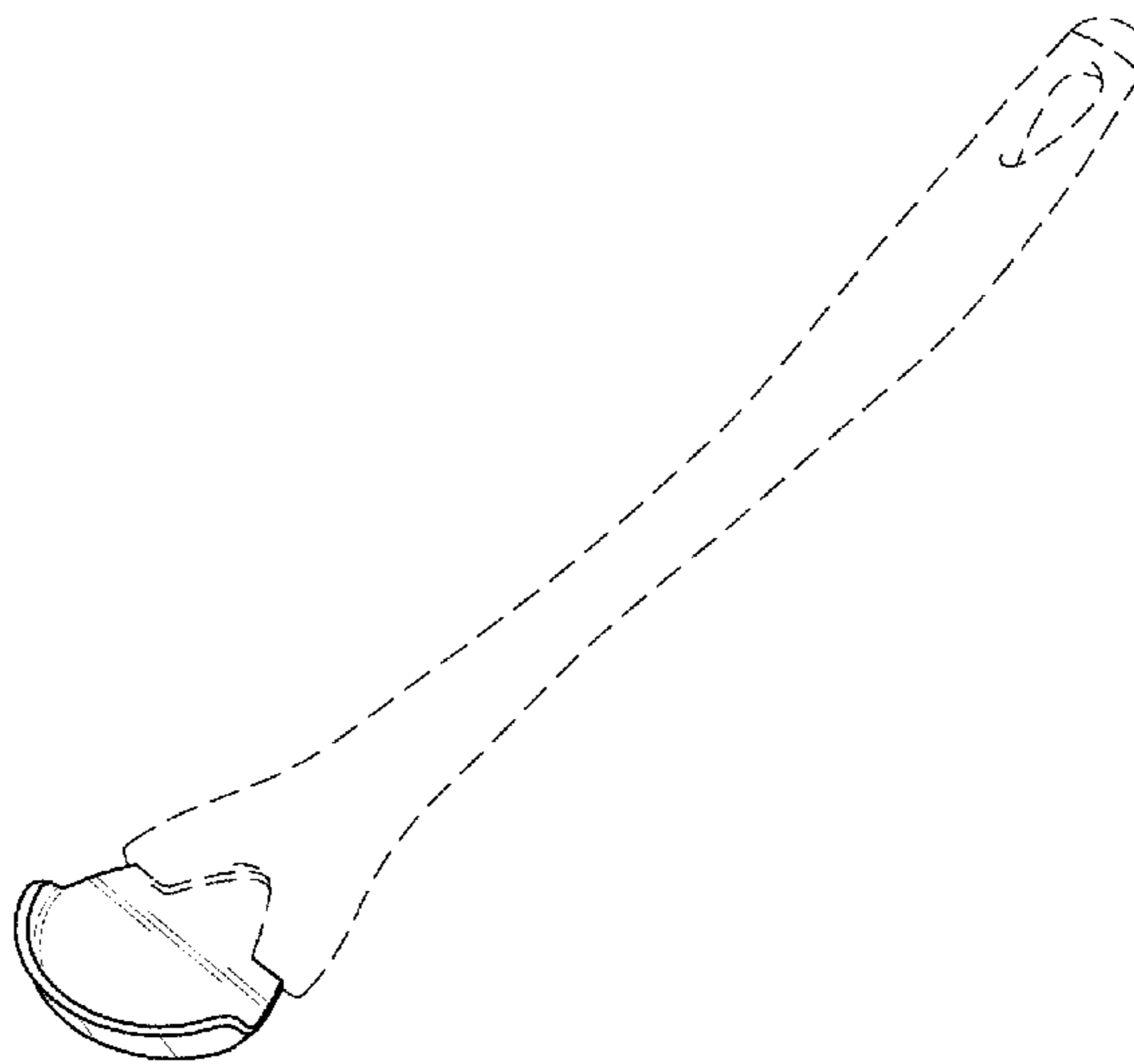
(57) **CLAIM**

The ornamental design for a tongue cleaning device, as shown and described.

DESCRIPTION

FIG. 1 is a top perspective view of a tongue cleaning device showing our new design;
FIG. 2 is a bottom perspective thereof;
FIG. 3 is a top plan view thereof;
FIG. 4 is a left side view thereof; the right side view being a mirror image thereof;
FIG. 5 is a bottom plan view thereof;
FIG. 6 is a front elevation view thereof; and,
FIG. 7 is a rear elevation view thereof.
The features depicted in broken lines form no part of the claimed invention.

1 Claim, 3 Drawing Sheets



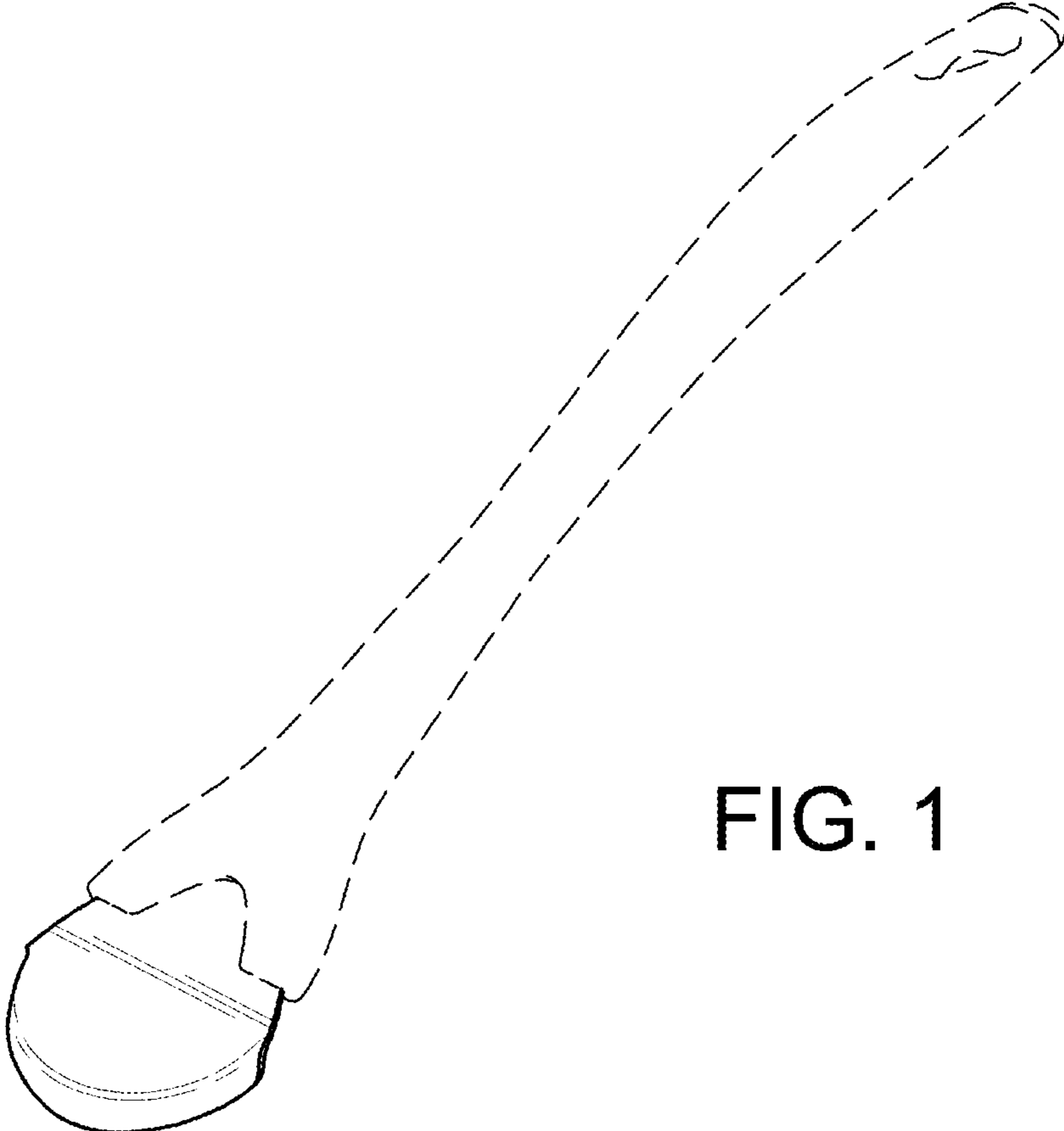


FIG. 1

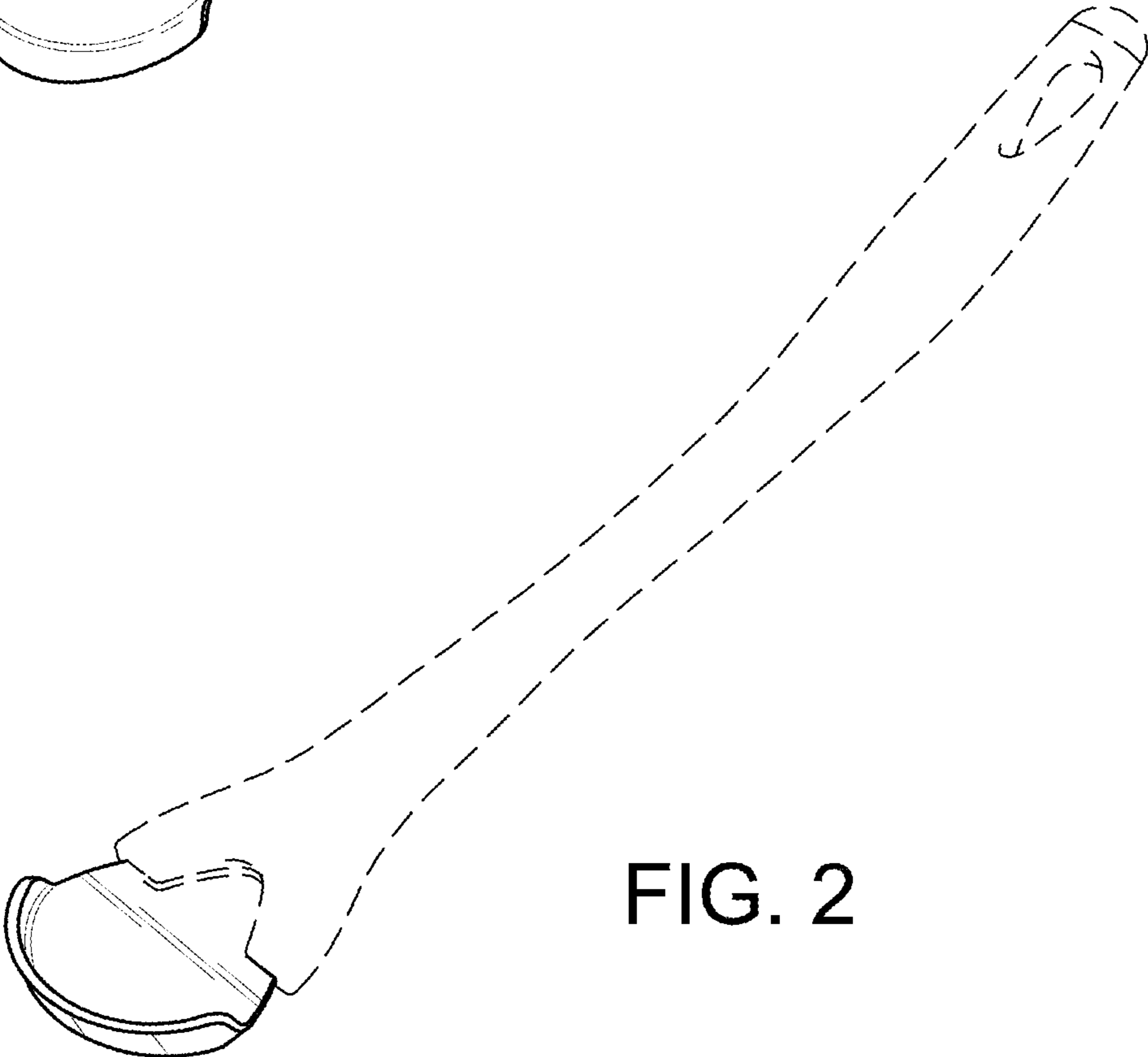


FIG. 2

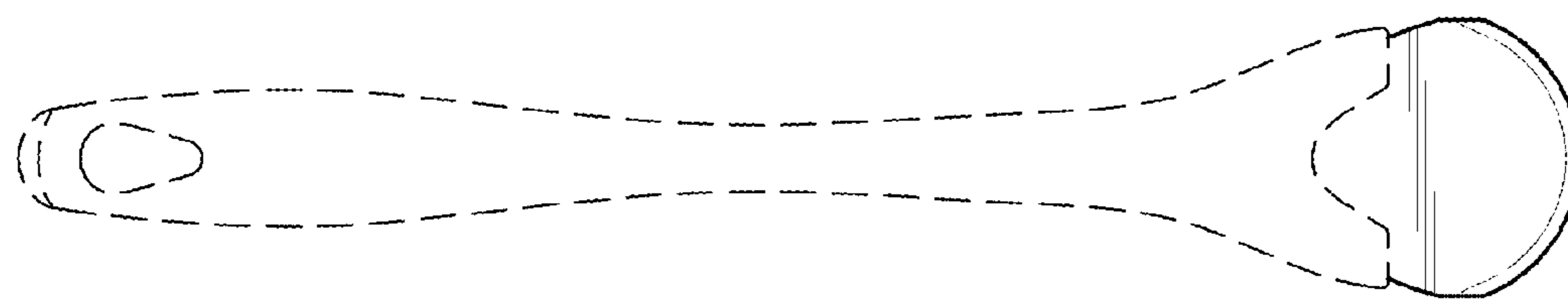


FIG. 3

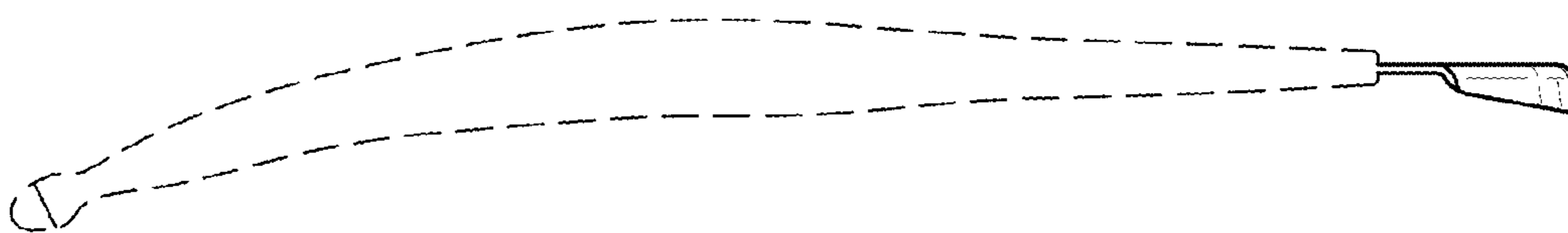


FIG. 4

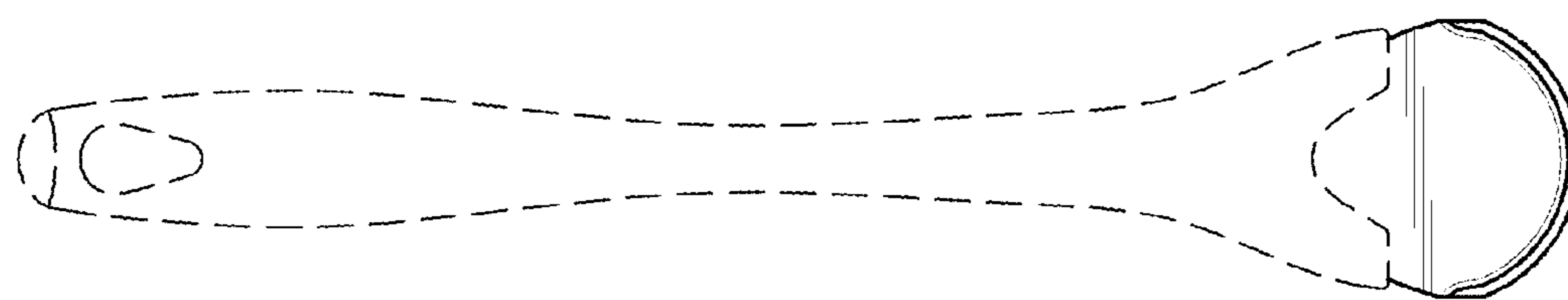


FIG. 5

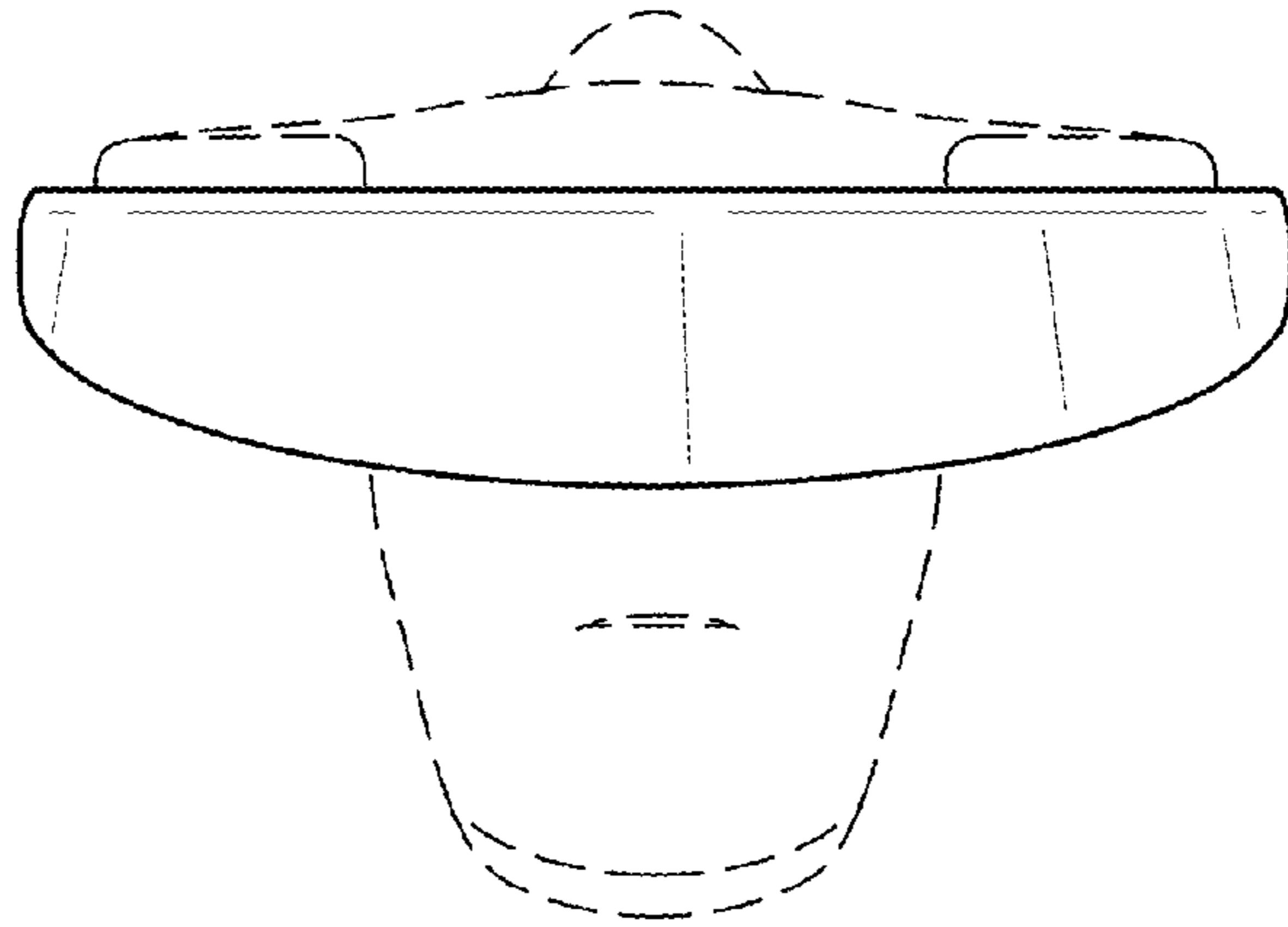


FIG. 6

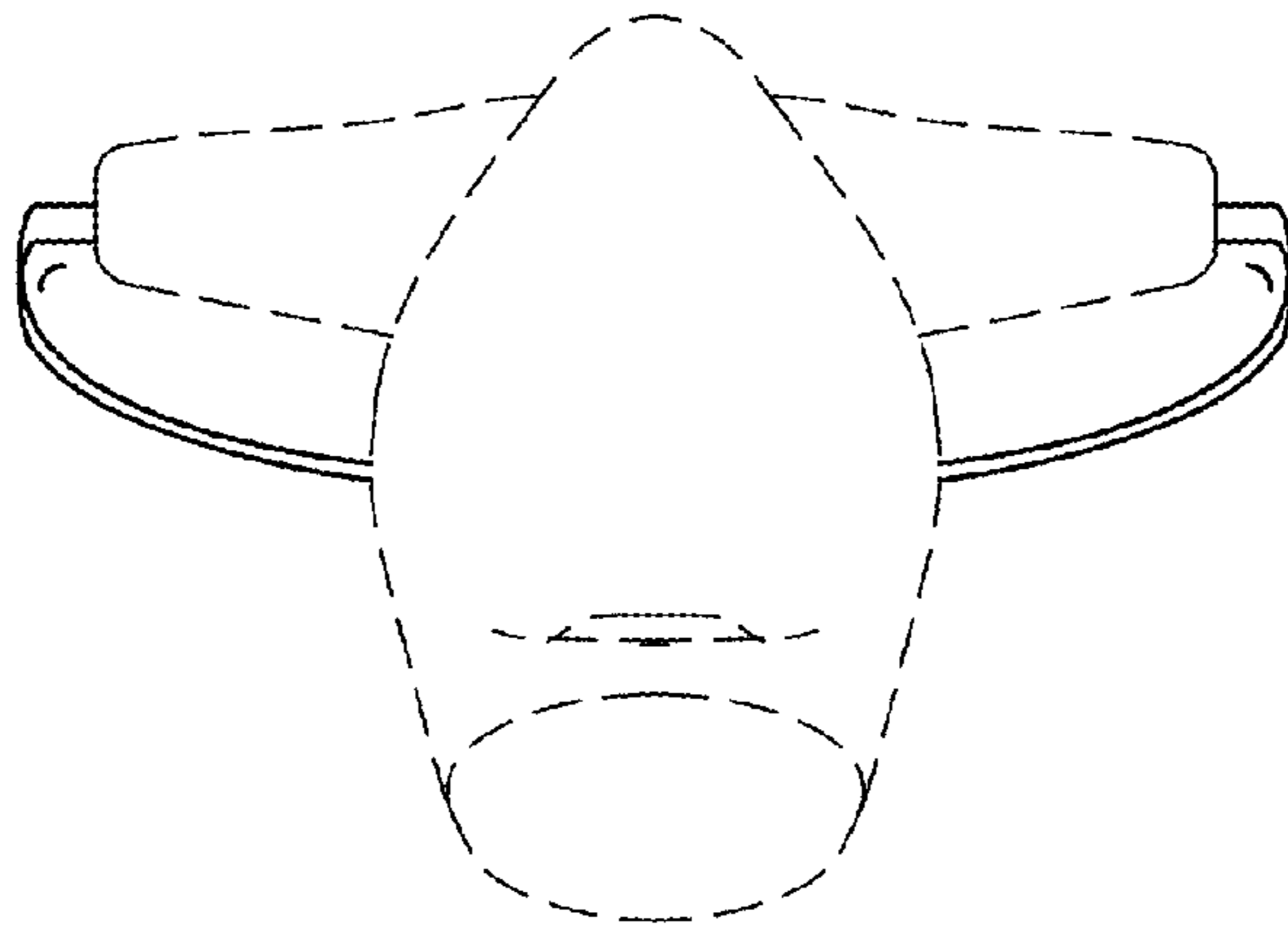


FIG. 7