



US00D764619S

(12) **United States Design Patent**
Smith

(10) **Patent No.:** **US D764,619 S**

(45) **Date of Patent:** **** Aug. 23, 2016**

(54) **EMERGENCY FLOTATION DEVICE**

(71) Applicant: **Kimball B. Smith**, Wauwatosa, WI (US)

(72) Inventor: **Kimball B. Smith**, Wauwatosa, WI (US)

(**) Term: **14 Years**

(21) Appl. No.: **29/520,593**

(22) Filed: **Mar. 16, 2015**

(51) **LOC (10) Cl.** **21-02**

(52) **U.S. Cl.**
USPC **D21/803**

(58) **Field of Classification Search**
USPC D21/769-770, 801, 803, 809; 114/253,
114/345-346; 441/35, 66, 74, 40-42,
441/129-132; 472/128-129; D12/5, 6, 316;
D6/392, 595, 596, 601, 604, 605
CPC B63B 35/74; B63B 35/76; B63B 35/78;
B63B 35/79; B63B 35/7906; B63B 35/7909;
B63B 35/7913; B63B 35/7916; B63B 35/792;
B63B 35/7923; B63B 35/7926; B63B 35/793
See application file for complete search history.

(56) **References Cited**

U.S. PATENT DOCUMENTS

2,939,158 A * 6/1960 Baker A47C 27/081
441/129
3,068,494 A * 12/1962 Pinkwater A47C 27/081
417/441
D293,778 S * 1/1988 Curbow D12/317

4,737,999 A * 4/1988 Halverson A47C 20/025
5/710
4,864,961 A * 9/1989 Slonski B63B 43/14
114/360
5,679,040 A * 10/1997 Bianchi-Holm A47C 20/00
441/129
6,598,550 B1 * 7/2003 Patel B63B 43/14
114/360
8,944,066 B1 * 2/2015 Kamau A61G 13/123
128/845
8,997,673 B1 * 4/2015 Moseley B63B 43/14
114/68

* cited by examiner

Primary Examiner — Zenia Bennett

(74) *Attorney, Agent, or Firm* — Crossley and Stevenson
Intellectual Property Law

(57) **CLAIM**

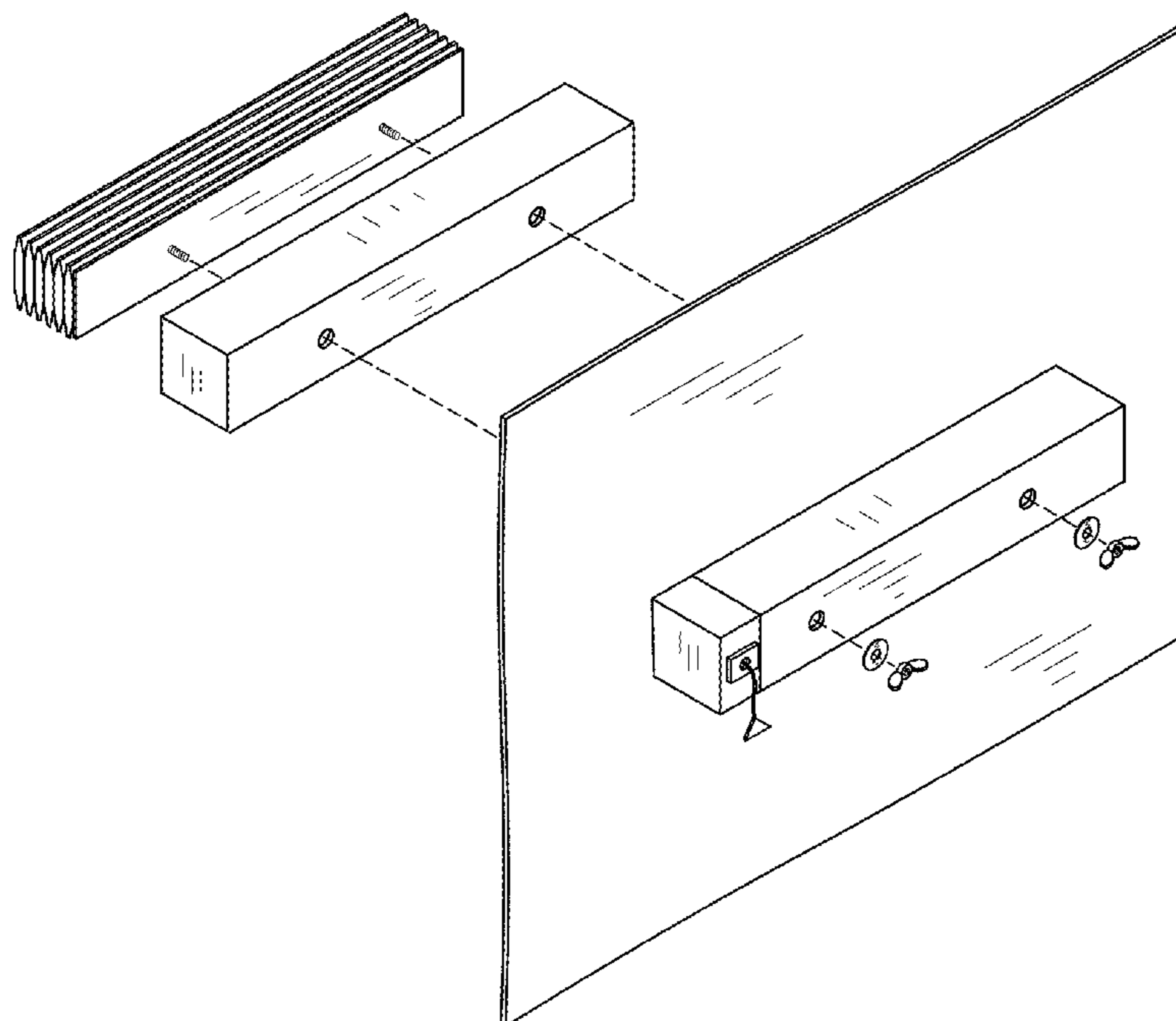
The ornamental design for an emergency flotation device, as shown and described.

DESCRIPTION

FIG. 1 is an exploded front isometric view of an emergency flotation device showing my new design;
FIG. 2 is an exploded rear isometric view thereof;
FIG. 3 is a right side elevation view thereof, the opposite side being a mirror image of the shown;
FIG. 4 is a top plan view thereof, the opposite side being a mirror image of the shown; and,
FIG. 5 is a cross-sectional view thereof taken along line 5-5 of FIG. 4.

The broken lines in FIG. 2 of the drawings depict a boat hull as environmental subject matter only and form no part of the claimed design.

1 Claim, 5 Drawing Sheets



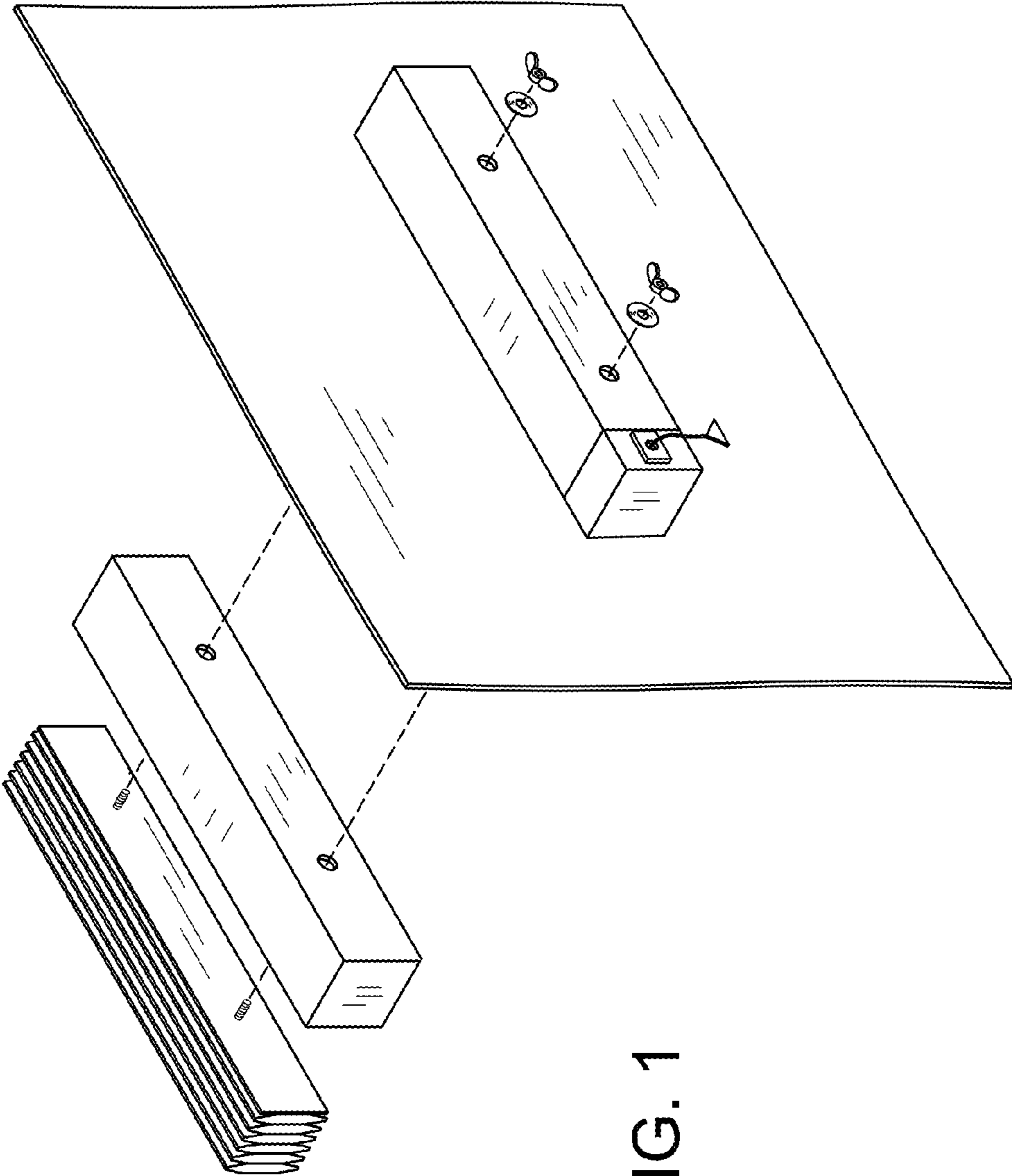


FIG. 1

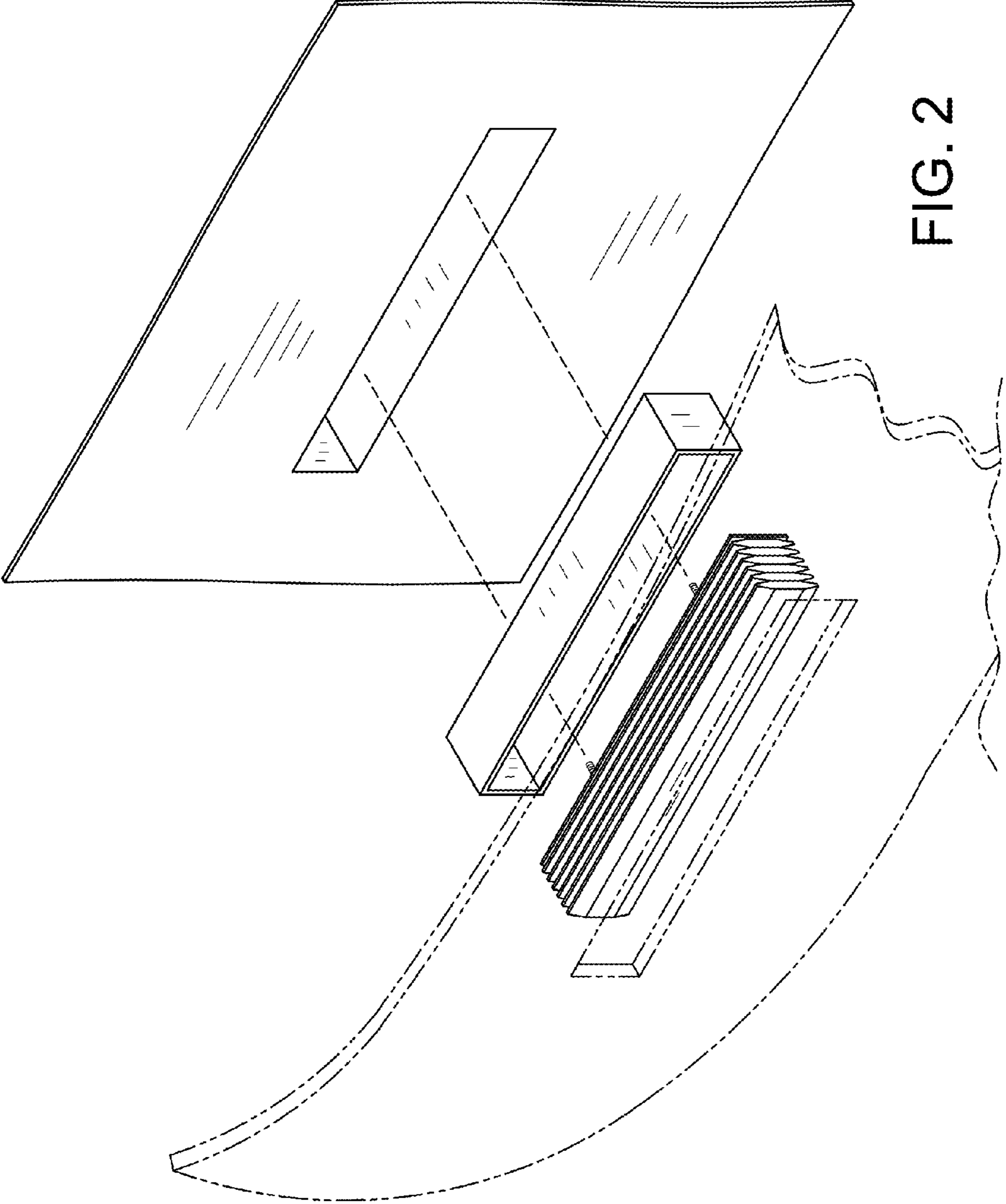


FIG. 2

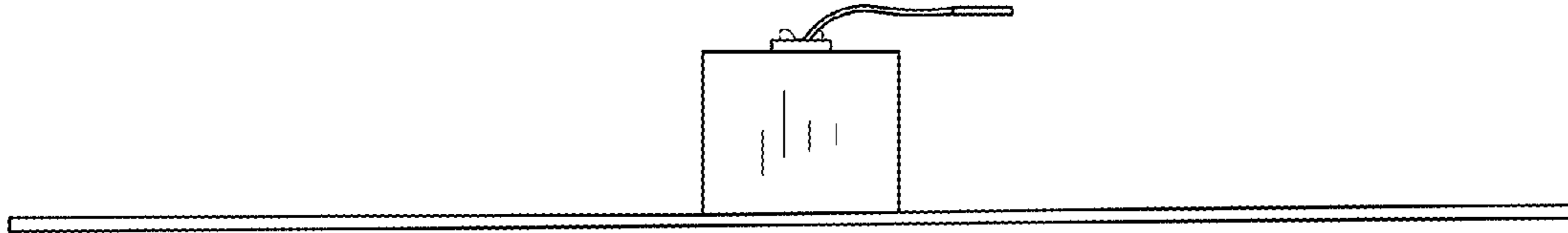


FIG. 3

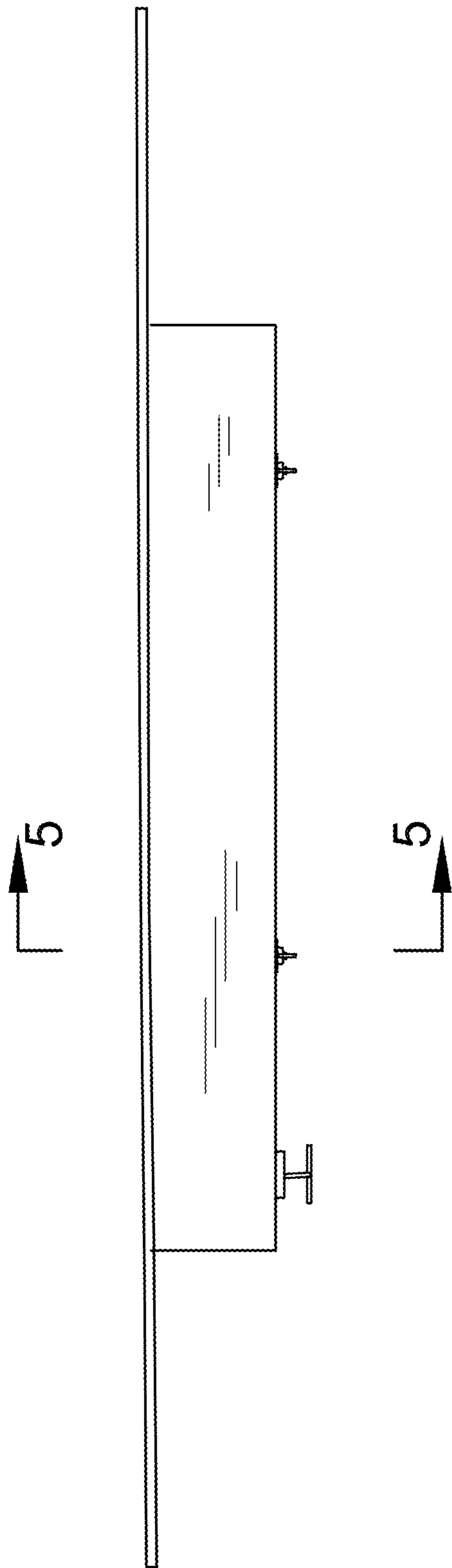


FIG. 4

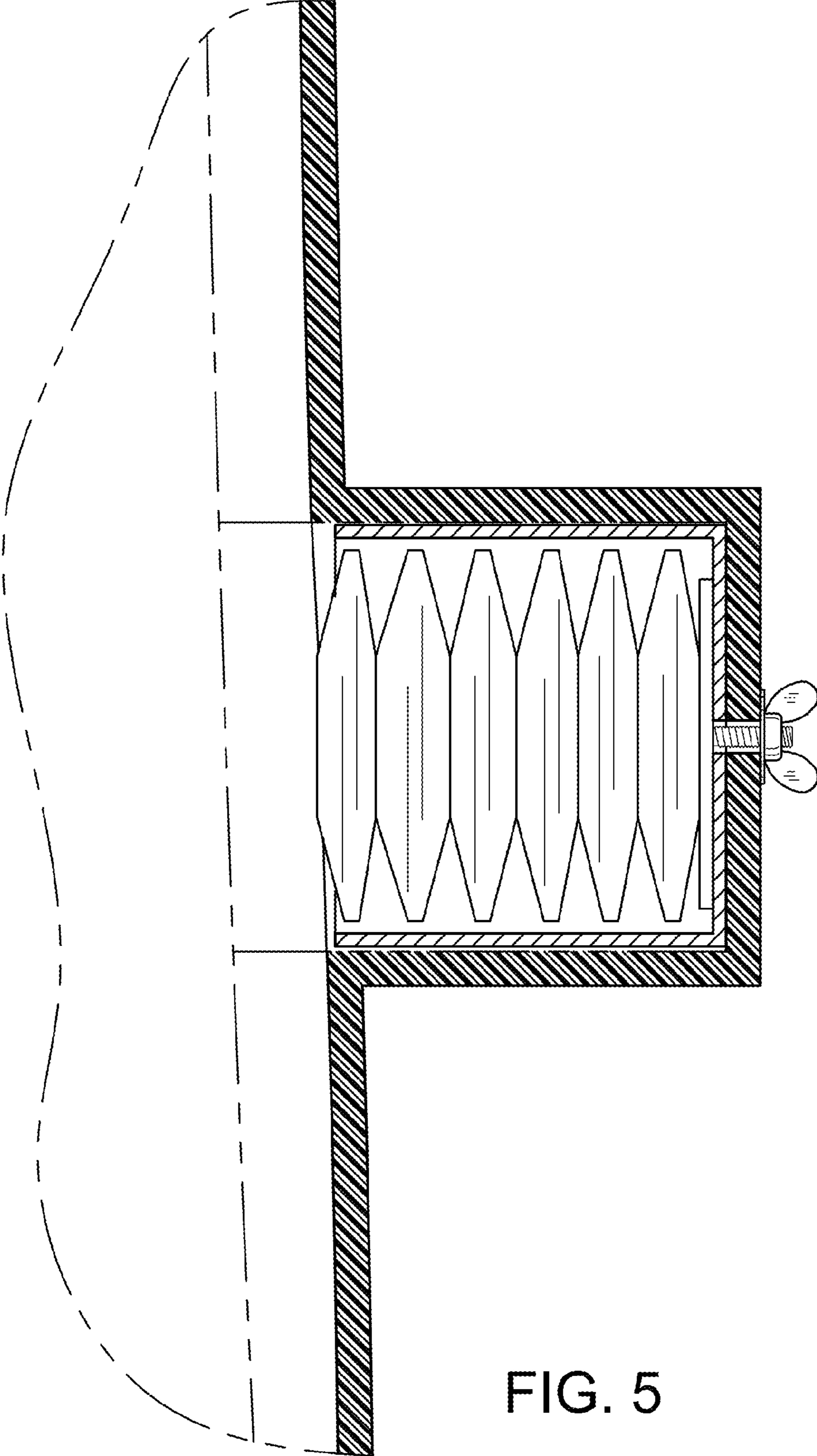


FIG. 5