



US00D764590S

(12) **United States Design Patent**
Lehmann et al.

(10) **Patent No.:** **US D764,590 S**
(45) **Date of Patent:** **** Aug. 23, 2016**

- (54) **STAMP HOUSING**
- (71) Applicant: **Adminimum AG**, St. Niklausen (CH)
- (72) Inventors: **Annette Lehmann**, St. Niklausen (CH);
Mario Tronza, Bienne (CH)
- (73) Assignee: **ADMINIMUM AG**, St. Niklausen (CH)
- (**) Term: **15 Years**
- (21) Appl. No.: **29/545,521**
- (22) Filed: **Nov. 13, 2015**

Related U.S. Application Data

- (62) Division of application No. 29/472,990, filed on Nov. 18, 2013, now Pat. No. Des. 750,170.

(30) **Foreign Application Priority Data**

- May 17, 2013 (CH) 139918
- (51) **LOC (10) Cl.** **19-02**
- (52) **U.S. Cl.**
USPC **D19/67**
- (58) **Field of Classification Search**
USPC D19/70, 69, 36, 68; 242/588.6, 588.2;
225/77, 6, 56, 39, 26, 25, 19, 11, 34;
206/411; 156/577, 527, 523
CPC B65H 35/0026; B65H 35/0073; B65H
35/0033; B65H 35/007; B26F 3/02
See application file for complete search history.

(56) **References Cited**

U.S. PATENT DOCUMENTS

- D144,391 S 4/1946 Krueger
- D246,659 S 12/1977 Vailati
- D274,825 S 7/1984 Lissoni
- D293,338 S 12/1987 Evenson

- 4,763,854 A 8/1988 Borowski
- D333,156 S 2/1993 Peersmann
- D400,586 S 11/1998 Yuen
- D417,237 S 11/1999 Packard et al.
- D436,131 S 1/2001 Lau
- D456,449 S 4/2002 Dunshee et al.
- D495,349 S 8/2004 Zilka et al.
- D541,348 S 4/2007 Mandel
- D543,244 S 5/2007 Tsuruha
- D568,692 S * 5/2008 Lam D7/629
- D571,405 S 6/2008 Boulais
- D586,676 S 2/2009 Wagner et al.
- D590,444 S 4/2009 Farnworth et al.
- D593,610 S 6/2009 Cirulli et al.
- D602,529 S 10/2009 Kokaisel et al.
- D603,902 S 11/2009 Greaves
- D614,701 S * 4/2010 Magid D19/73
- D619,171 S 7/2010 Hagens et al.
- D626,000 S * 10/2010 Chertoff D9/451

(Continued)

Primary Examiner — Austin Murphy

(74) *Attorney, Agent, or Firm* — McCormick, Paulding & Huber LLP

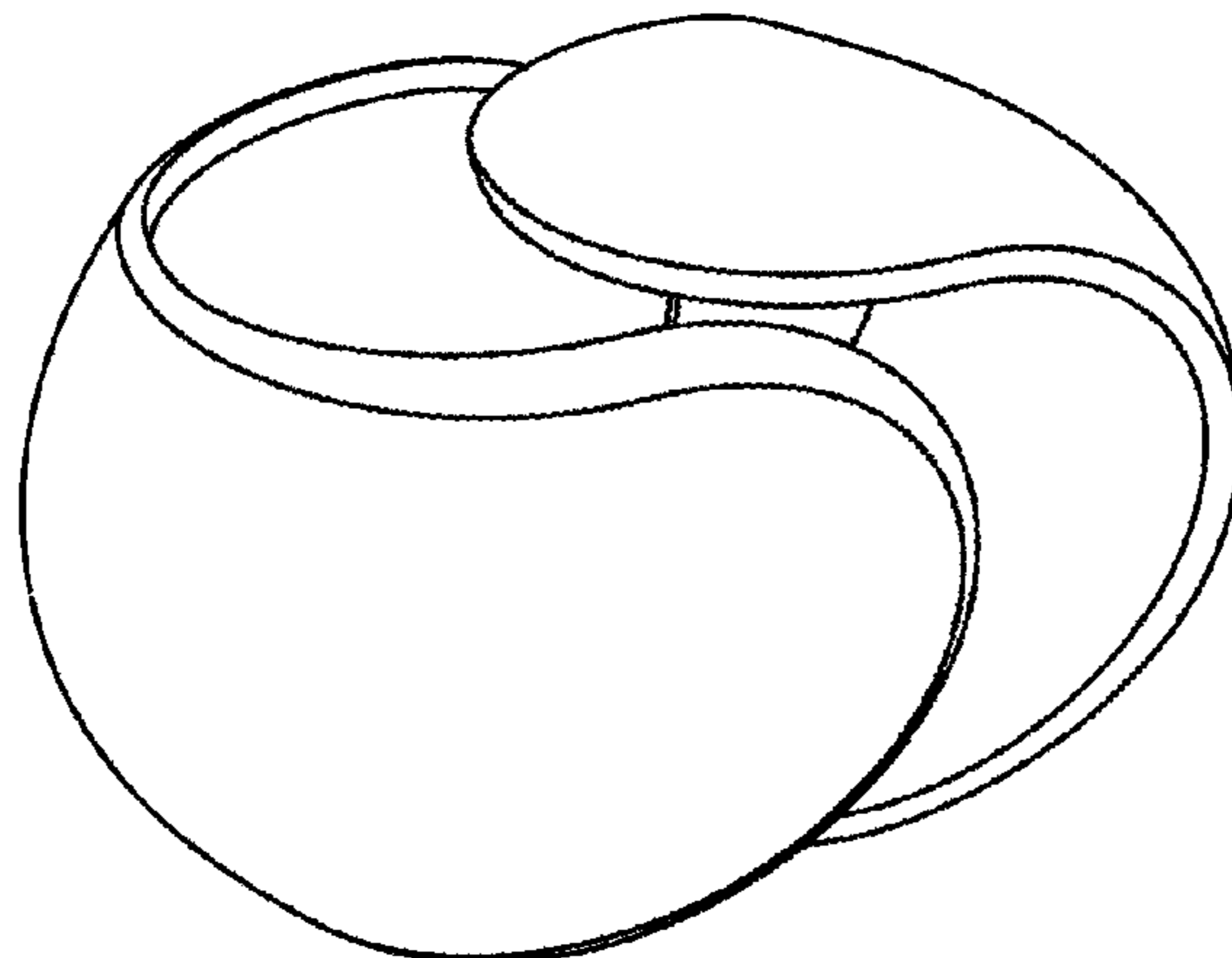
(57) **CLAIM**

The ornamental design for a stamp housing, substantially as shown.

DESCRIPTION

FIG. 1 is a top view of a stamp housing of a new, original and ornamental design;
 FIG. 2 is a top, front, left-hand side perspective view thereof;
 FIG. 3 is a front view thereof;
 FIG. 4 is a left-hand side view with the right-hand side view being a mirror image thereof;
 FIG. 5 is a top, front, left-hand side perspective view shown in an open position thereof;
 FIG. 6 is a top view shown in an open position thereof; and,
 FIG. 7 is a left-hand side view shown in an open position thereof.

1 Claim, 2 Drawing Sheets



(56)

References Cited

U.S. PATENT DOCUMENTS

D638,880 S	5/2011	Rashid et al.	
D647,373 S	10/2011	Pourian et al.	
D647,565 S *	10/2011	Pourian	D19/69
D648,186 S	11/2011	Pourian et al.	
D656,548 S *	3/2012	Packard	D19/69
D671,596 S *	11/2012	Ruthe-Steinsiek	D19/69
D681,118 S *	4/2013	Mueller	D19/69
D682,941 S	5/2013	Nash et al.	
D694,963 S	12/2013	Daniels	
8,720,763 B2	5/2014	Kuehn et al.	
D708,667 S *	7/2014	Carrington	D19/69
D713,452 S *	9/2014	Goldmeier	D19/69
D720,807 S *	1/2015	Jianvarakul	D19/69
8,978,594 B2	3/2015	Daniels et al.	
D730,444 S	5/2015	Hansen et al.	
D748,484 S *	2/2016	Lavigne	D9/435
D750,170 S *	2/2016	Lehmann	D19/67
2010/0313770 A1	12/2010	Lehmann	
2014/0090570 A1	4/2014	Amgwerd et al.	

* cited by examiner

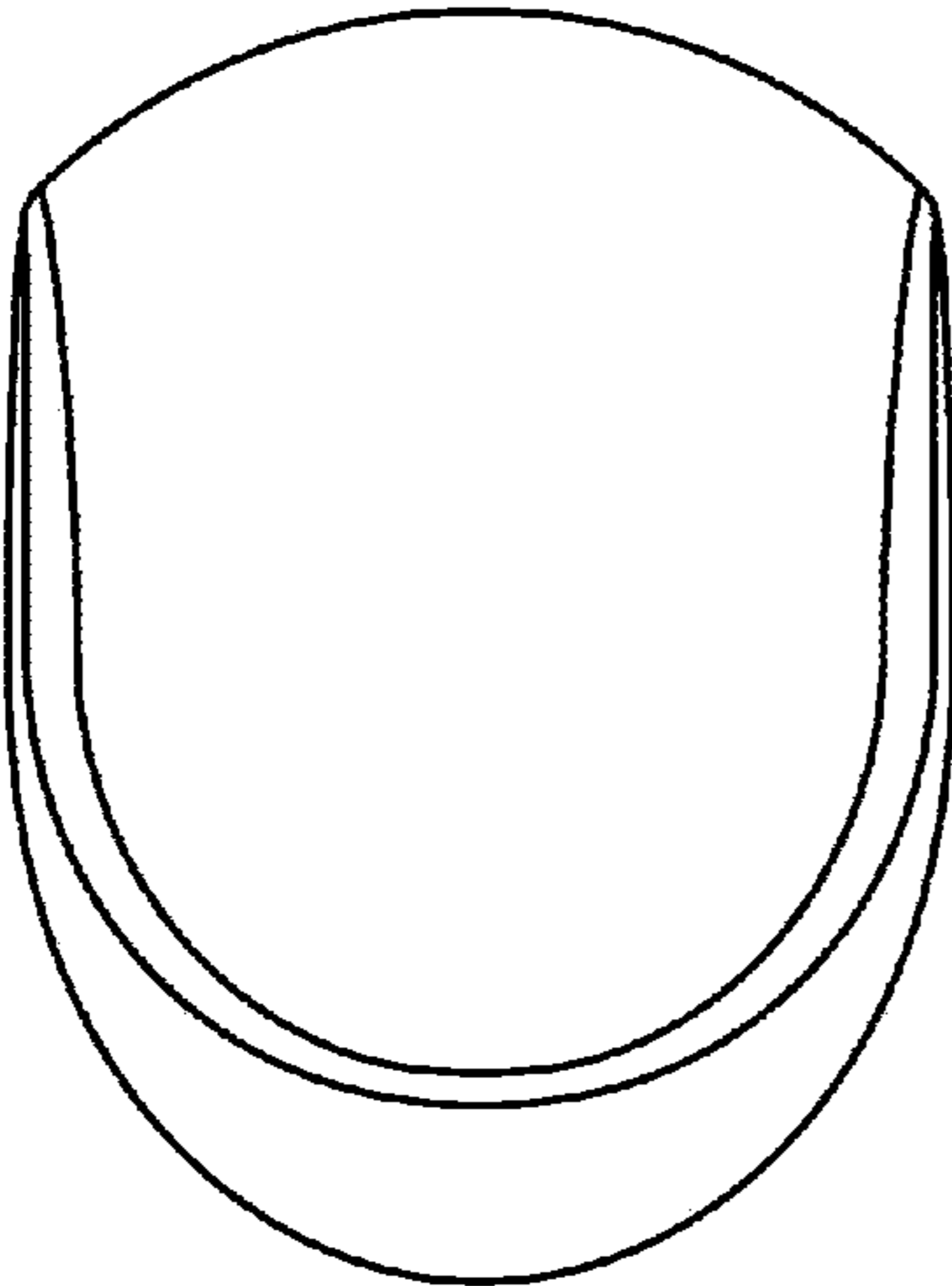


FIG. 1

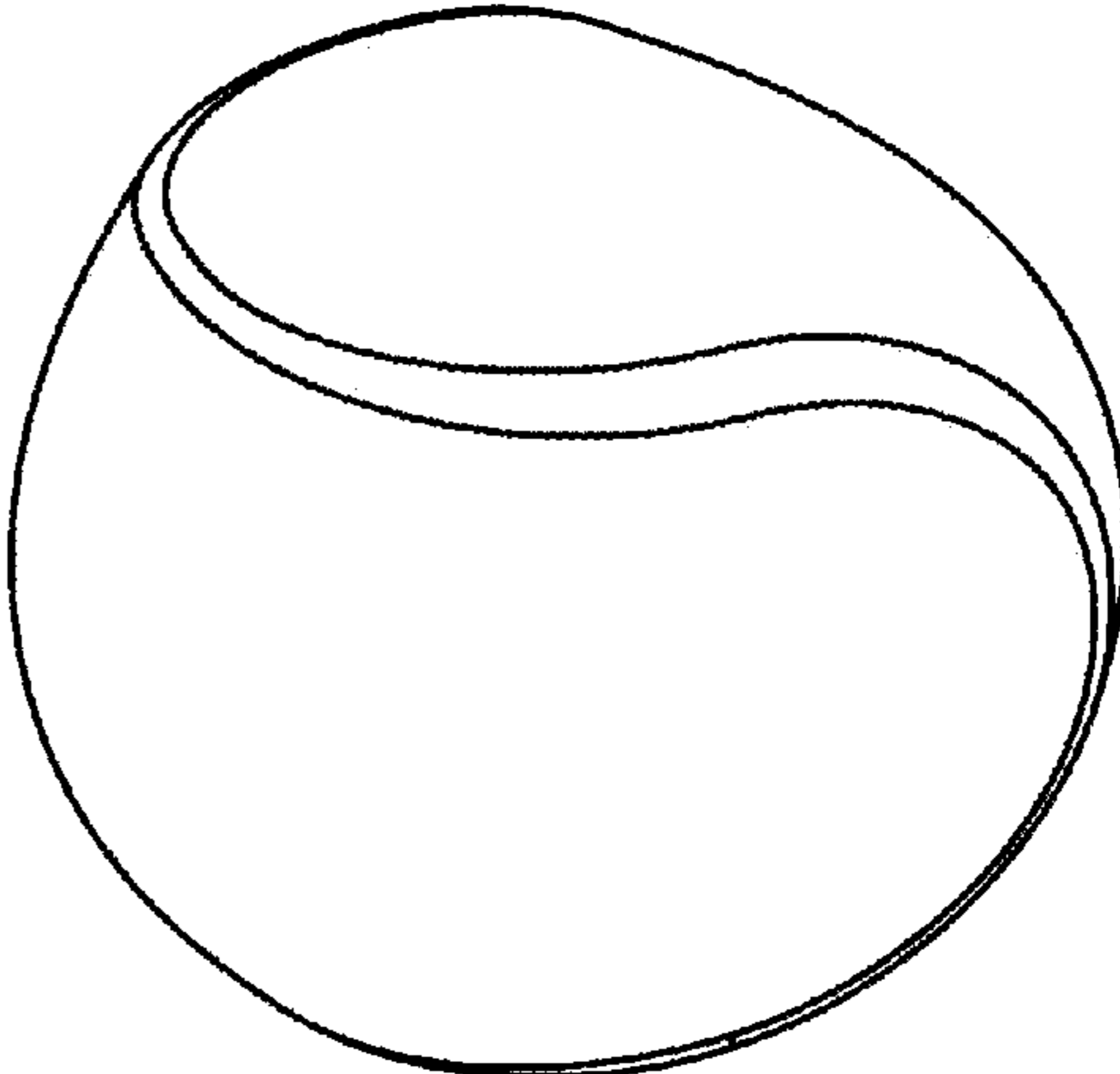


FIG. 2




FIG. 3

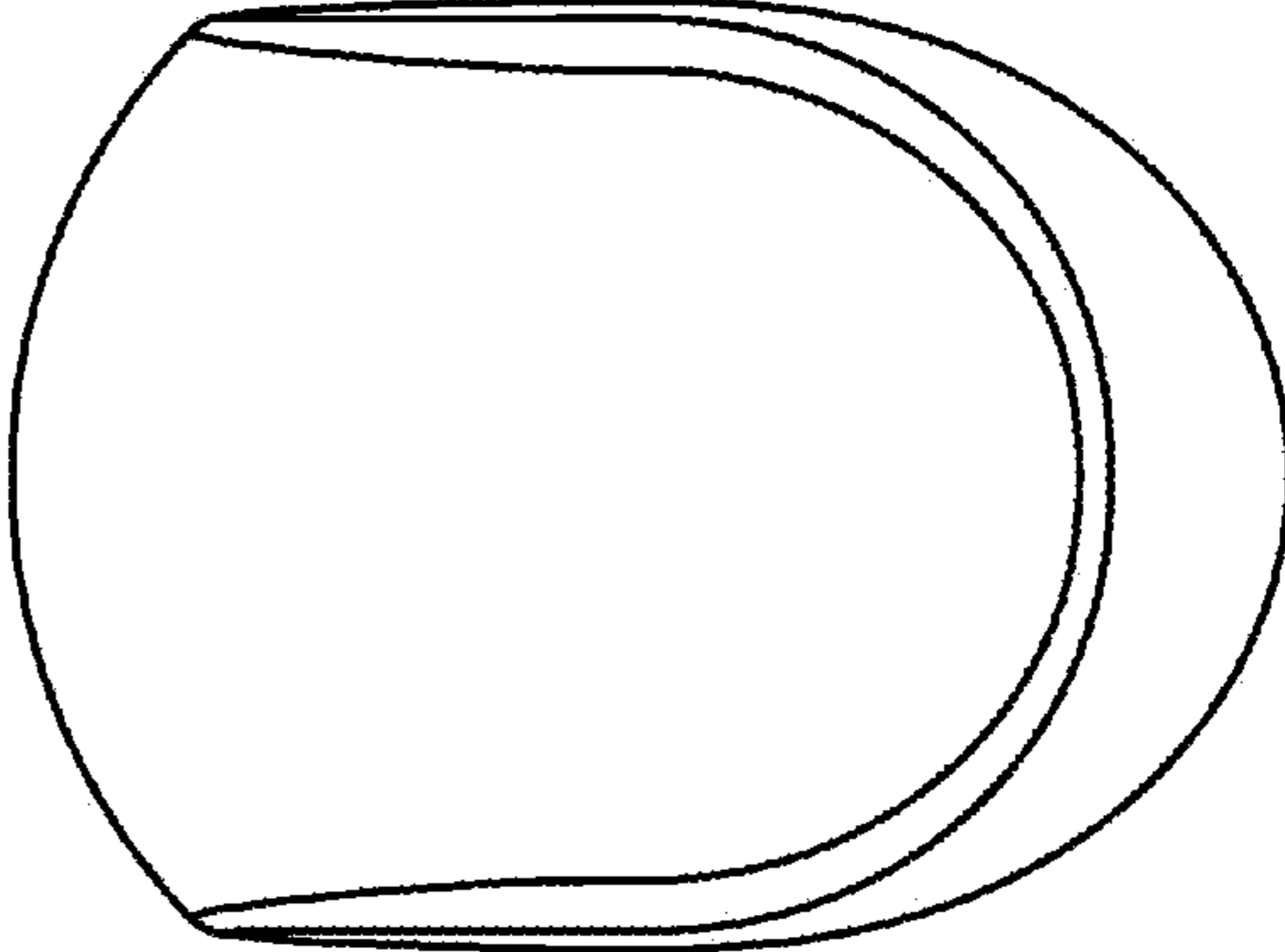


FIG. 4

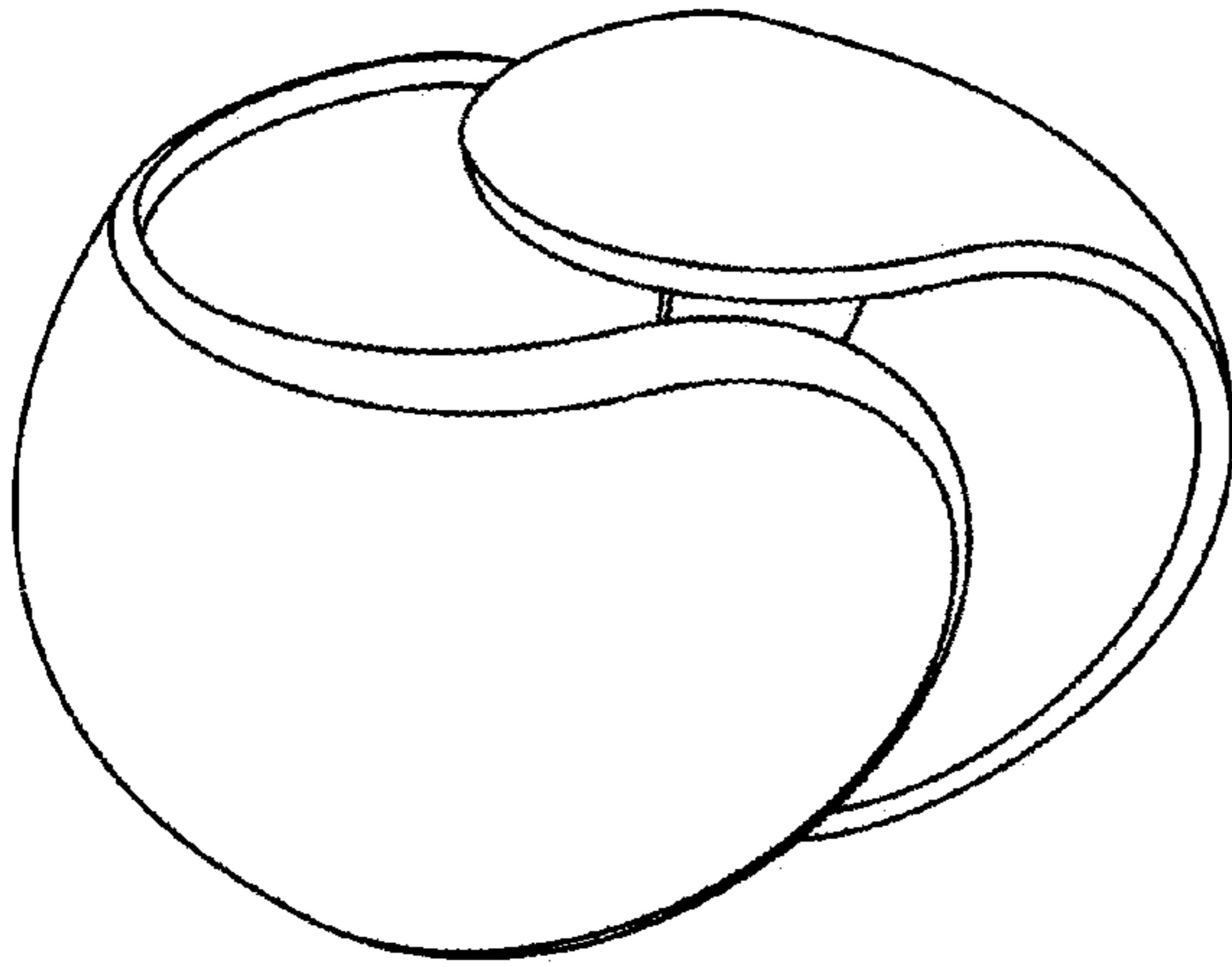


FIG. 5

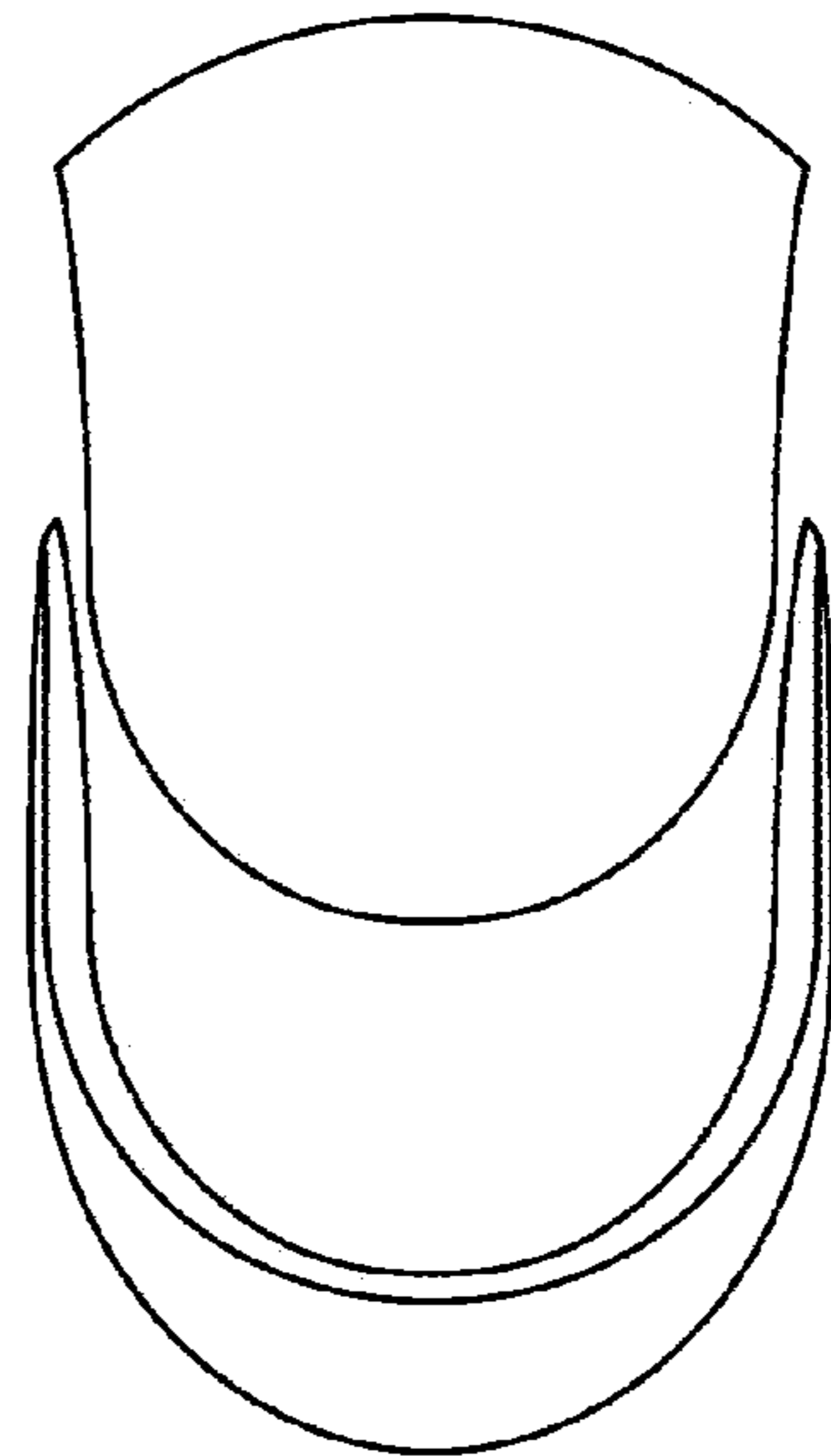


FIG. 6

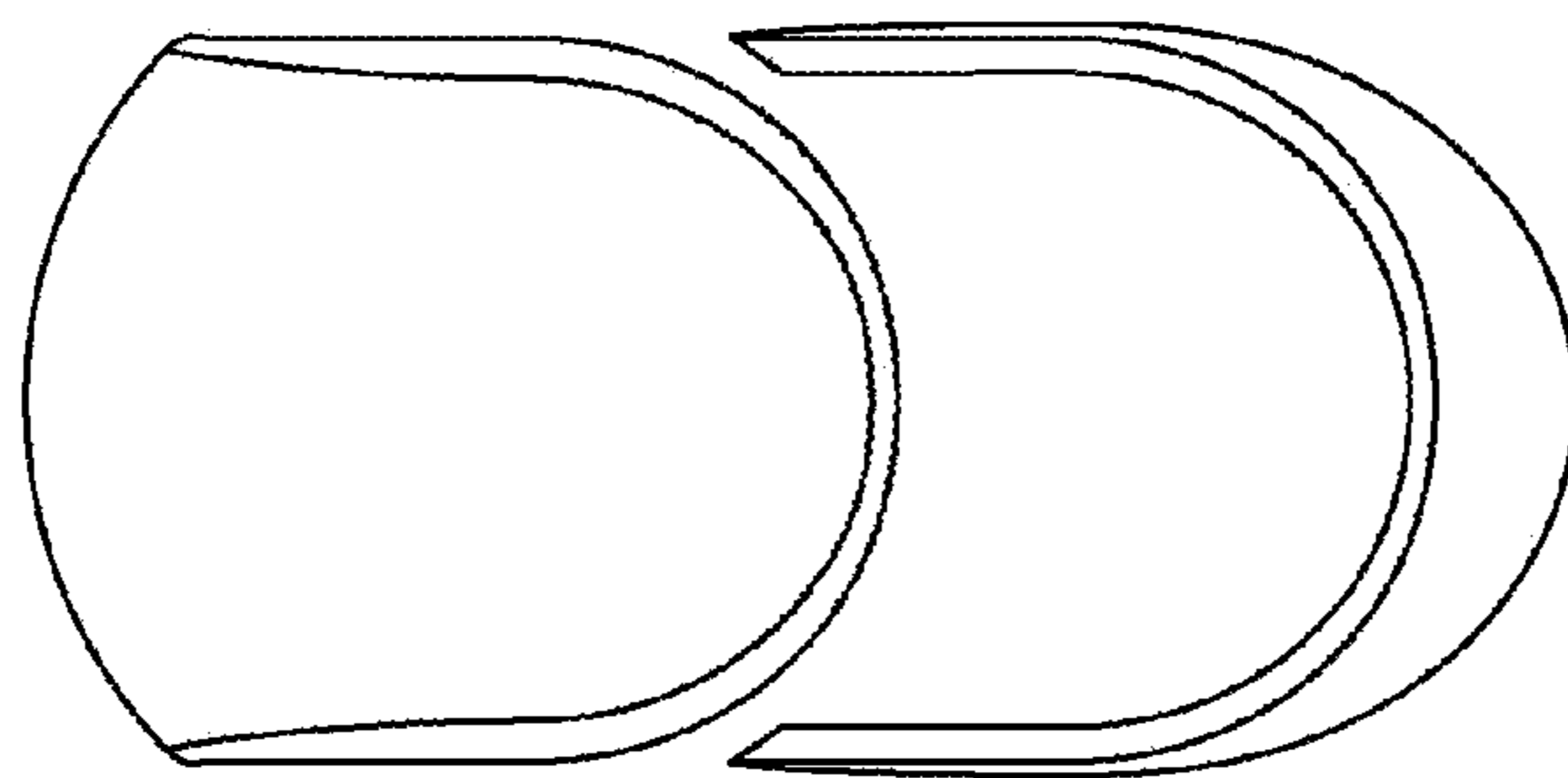


FIG. 7