

US00D764586S

(12) United States Design Patent Wright

(10) Patent No.:

US D764,586 S

(45) Date of Patent:

**** Aug. 23, 2016**

(54) CALENDAR

(71) Applicant: **Bryan Wright**, Richmond, VA (US)

(72) Inventor: **Bryan Wright**, Richmond, VA (US)

(**) Term: **14 Years**

(21) Appl. No.: **29/502,604**

(22) Filed: **Sep. 17, 2014**

(51) LOC (10) CI. **09-03**

(52) U.S. CI.

USPC **D19/20**

(58) Field of Classification Search

USPC D19/1-12, 20-34, 75-77, 86, 59, 91;
40/124.01-124.15, 726, 109-110, 107,
40/113-117, 118, 358, 649, 642.02;
283/2-3; D20/10, 20, 27, 40, 15, 43;
368/28, 276-278; D10/15, 2-3;
206/214-215; 281/44, 21.1, 24;
248/148; 211/13.1, 50, 24; 402/70

CPC .. B42D 15/022; B42D 15/042; B42D 15/045;
B42D 15/027; B42D 5/04; B42D 5/042;
B42D 5/005; B42D 5/006

See application file for complete search history.

(56) References Cited

U.S. PATENT DOCUMENTS

D359,981 S *	7/1995	Morozzi	D19/20
D451,953 S *	12/2001	Peters	D19/20
D479,854 S *	9/2003	McCormack	D19/20
D501,221 S *	1/2005	Howes	D19/20
D510,749 S *	10/2005	Howes	D19/20
D686,279 S *	7/2013	Andre	D19/20
D731,590 S *	6/2015	Williams	D19/20

* cited by examiner

Primary Examiner — Abraham Bahta

(74) Attorney, Agent, or Firm — Eric Hanscom; Todd J. Langford

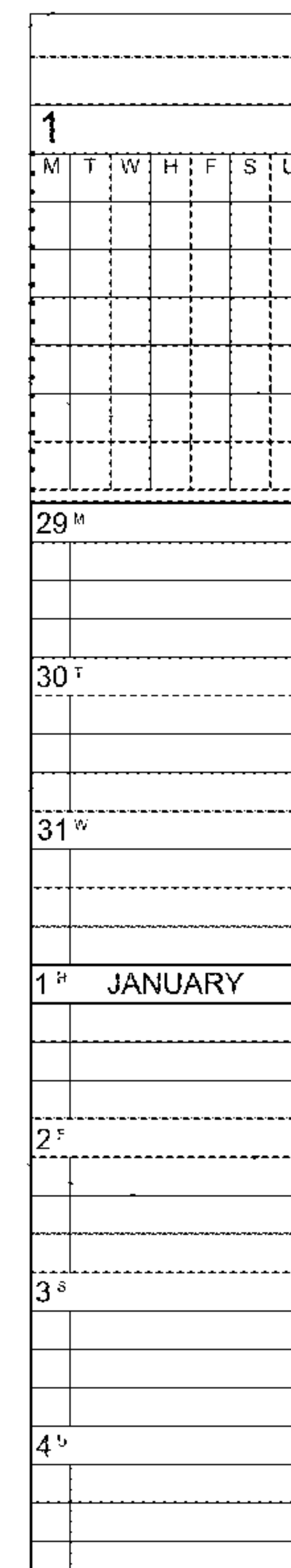
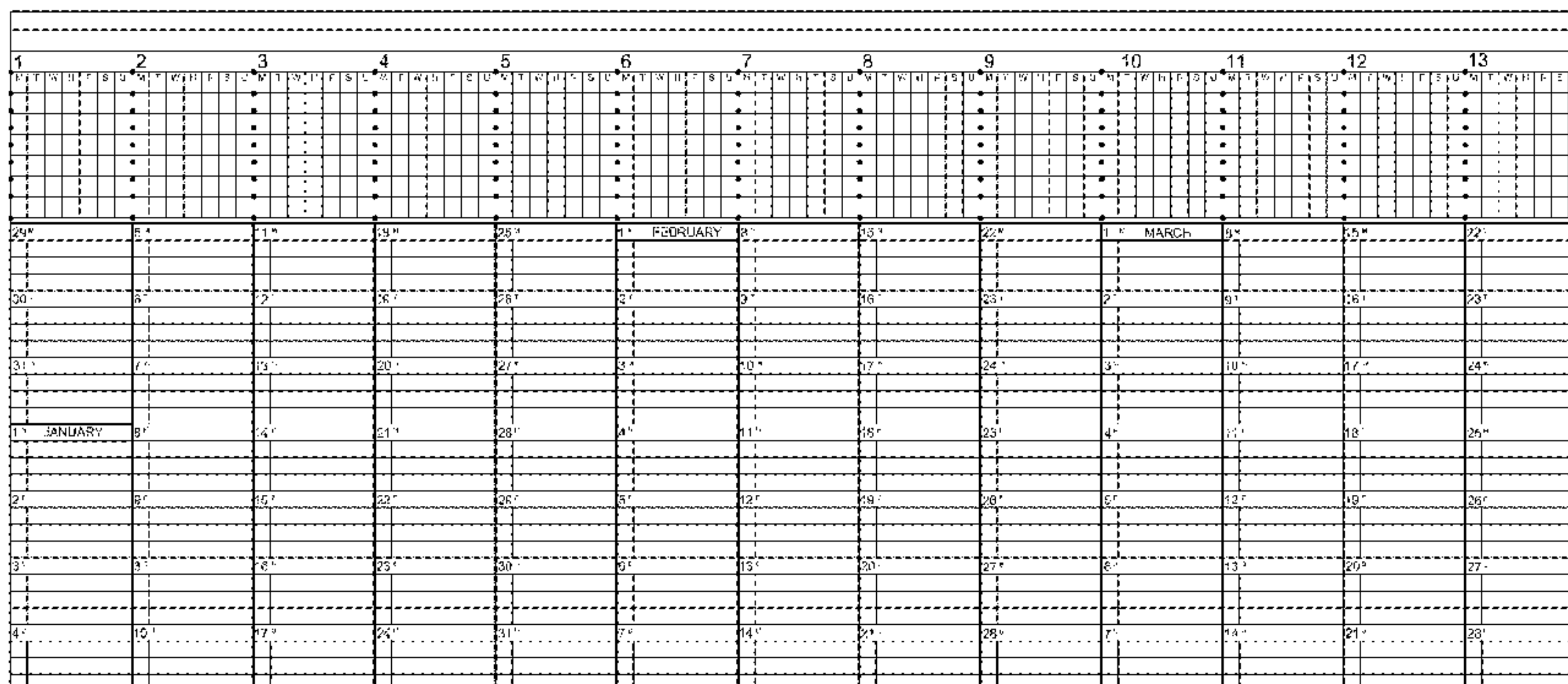
(57) CLAIM

The ornamental design for a calendar, as shown and described.

DESCRIPTION

FIG. 1 is a front view of a calendar showing my new design; FIG. 2 is an enlarged view of the left portion of FIG. 1 shown separately for ease of disclosure; FIG. 3 is an end view thereof; FIG. 4 is a side view thereof; and, FIG. 5 is a back view thereof. FIG. 6 is an enlarged view of the upper portion of FIG. 2 shown separately for ease of disclosure; and, FIG. 7 is an enlarged view of another portion taken from FIG. 2 shown separately for ease of disclosure.

1 Claim, 3 Drawing Sheets






FIG 1

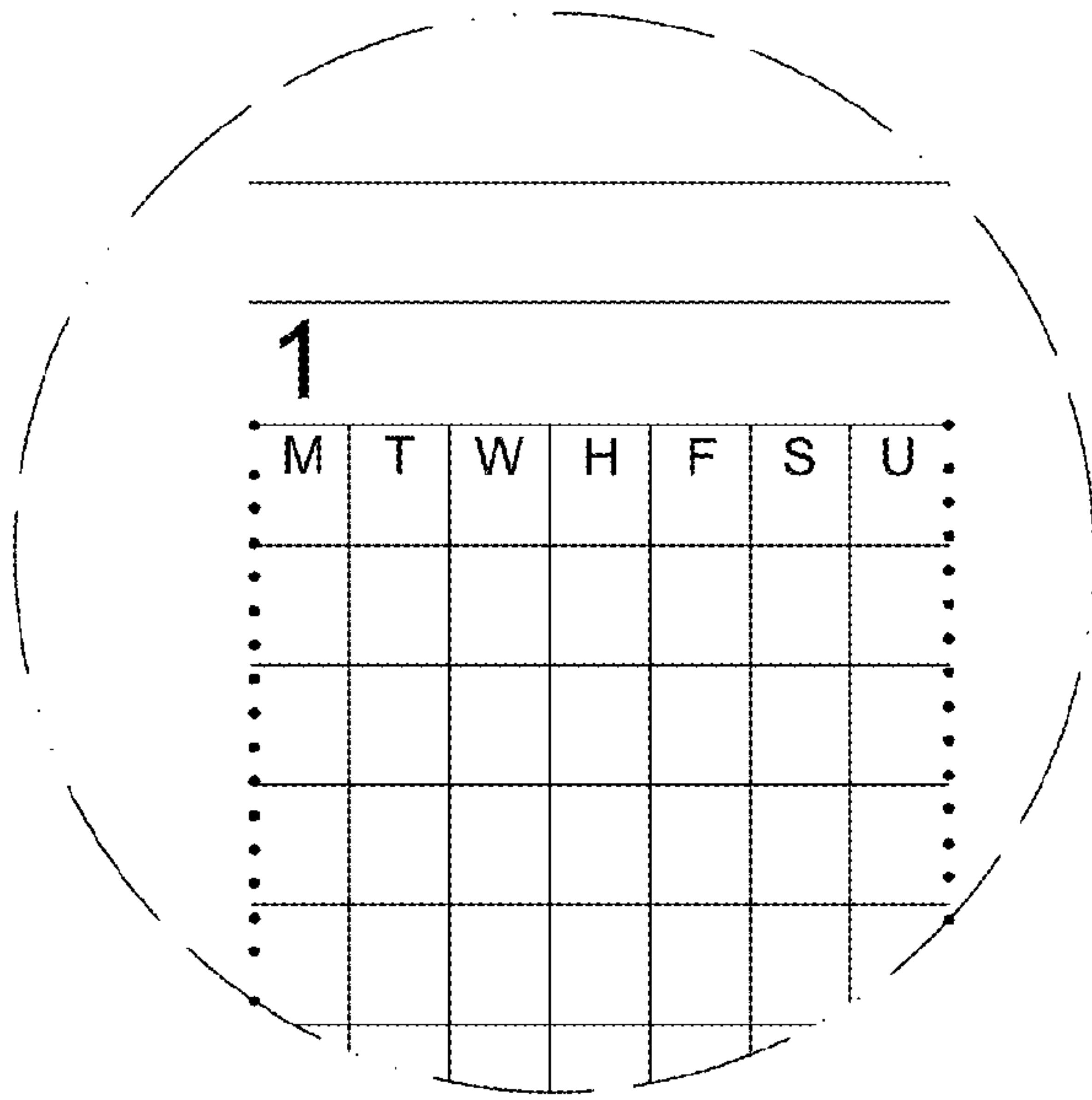


FIG 6

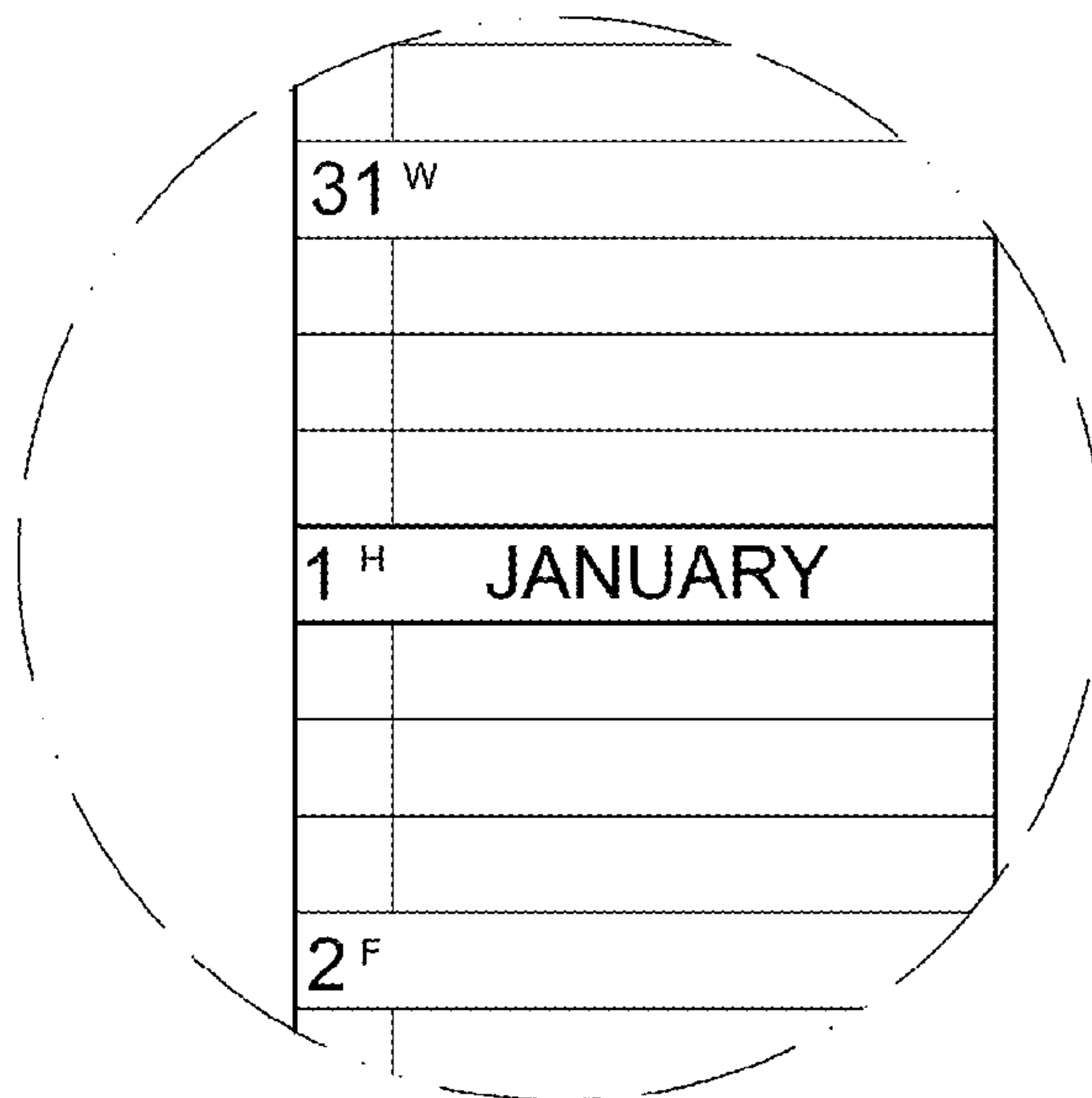


FIG 7