



US00D764585S

(12) **United States Design Patent**
Mizenko

(10) **Patent No.:** **US D764,585 S**

(45) **Date of Patent:** **** Aug. 23, 2016**

(54) **FINANCIAL TRANSACTION CARD**

(71) Applicant: **Home Depot Product Authority, LLC**,
Atlanta, GA (US)

(72) Inventor: **Paul Mizenko**, Alpharetta, GA (US)

(73) Assignee: **Home Depot Product Authority, LLC**,
Atlanta, GA (US)

(**) Term: **14 Years**

(21) Appl. No.: **29/488,182**

(22) Filed: **Apr. 16, 2014**

(51) **LOC (10) Cl.** **19-08**

(52) **U.S. Cl.**
USPC **D19/10**

(58) **Field of Classification Search**
USPC D19/1-12, 20-34, 100;
40/124.01-124.15, 672, 661, 726, 776,
40/617; 283/72, 74-75, 103, 105-117, 82,
283/70, 94, 81, 907; 206/449; D21/385;
D20/10, 22, 27, 40, 42, 11;
D14/435-437; 235/380, 382, 487, 493,
235/488; D6/613, 583; 360/2; 702/158, 86,
702/97, 163, 166, 170
CPC .. B42D 15/00; B42D 15/022; B42D 15/027;
B42D 15/042; B42D 15/045; B42D 25/00;
B42D 25/20; B42D 25/30; B42D 25/23;
B42D 25/26; B42D 25/29; B42D 25/285;
B42D 2033/00; B42D 2033/02; B42D
2033/04; B42D 2033/08; B42D 2033/10;
B42D 2033/16; B42D 2033/20; B42D
2033/22; B42D 2033/28; B42D 2033/30
See application file for complete search history.

(56) **References Cited**

U.S. PATENT DOCUMENTS

D438,563 S * 3/2001 Webb D19/10
D442,628 S * 5/2001 Webb D19/10

D526,012 S * 8/2006 Dorr D19/9
D569,423 S * 5/2008 Lasch D19/10
D593,600 S * 6/2009 Lasch D19/10
D636,020 S * 4/2011 Antonio D19/9
D689,556 S * 9/2013 Matt D20/40
D696,344 S * 12/2013 Ehrlich D19/10
D735,806 S * 8/2015 Ehrlich D19/10

* cited by examiner

Primary Examiner — Abraham Bahta

(74) *Attorney, Agent, or Firm* — Greenberg Traurig, LLP

(57) **CLAIM**

The ornamental design for a financial transaction card, as shown and described.

DESCRIPTION

FIG. 1 is a front perspective view of a first embodiment of a financial transaction card;

FIG. 2 is a front view of the financial transaction card shown in FIG. 1;



FIG. 3 is a back view of the financial transaction card shown in FIG. 1;

FIG. 4 is a front view of a second embodiment that differs from the first embodiment of FIG. 1 only in the appearance of the front of the card; and,

FIG. 5 is a front view of a gray-scale depiction (not a photograph) of a third embodiment that differs from the first embodiment of FIG. 1 only in the appearance of the front of the card.

The broken line showing of portions of the financial transaction card in FIGS. 1-2 is included for the purpose of illustrating environmental structure and forms no part of the claimed design. In FIG. 3 the broken line represents a magnetic strip and forms no part of the claimed design. All other surface(s) or portion(s) of the financial transaction card not shown in the figures or otherwise described in the specification form no part of the claimed design.

1 Claim, 3 Drawing Sheets



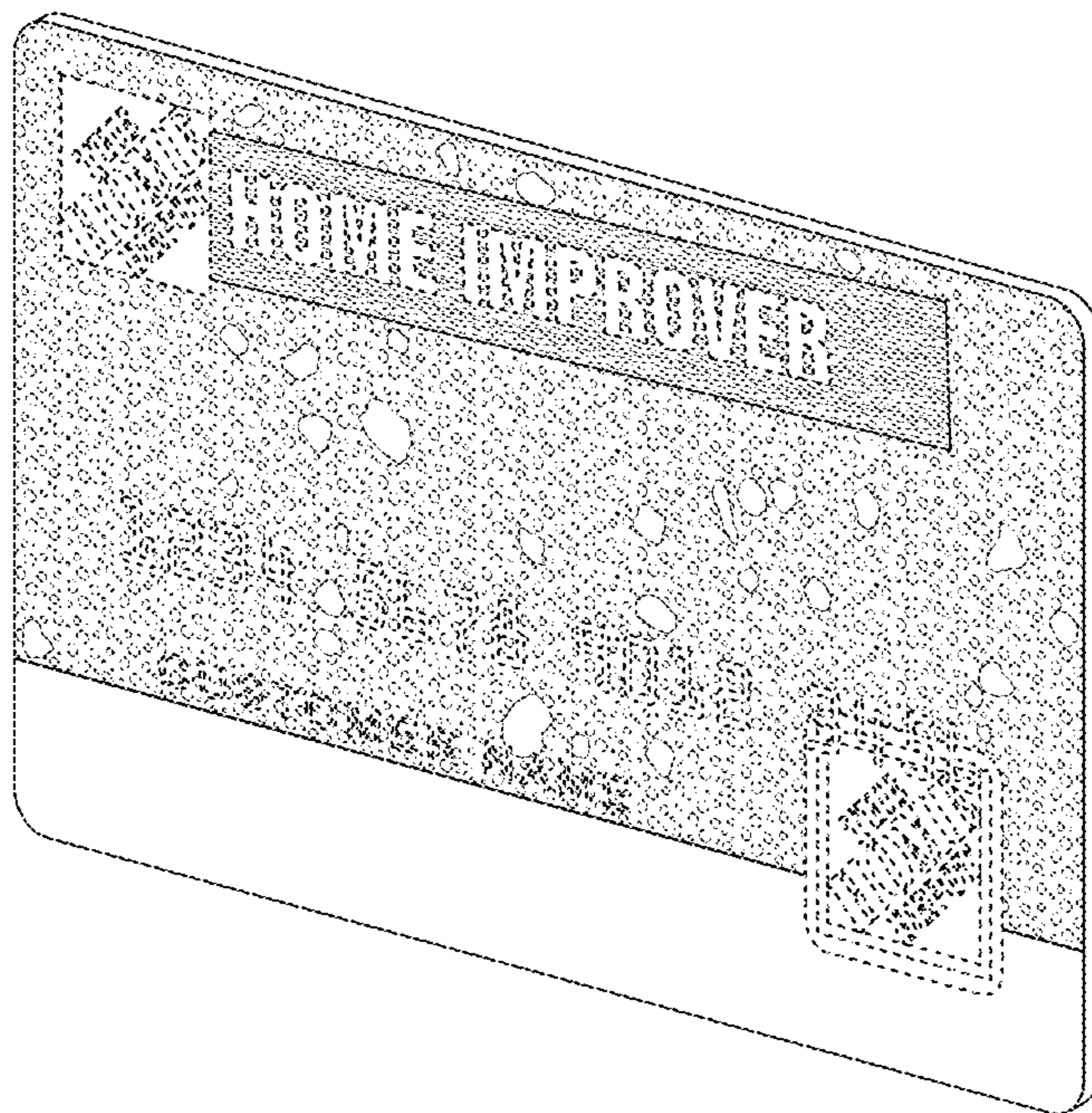


FIG. 1




FIG. 2




FIG. 3

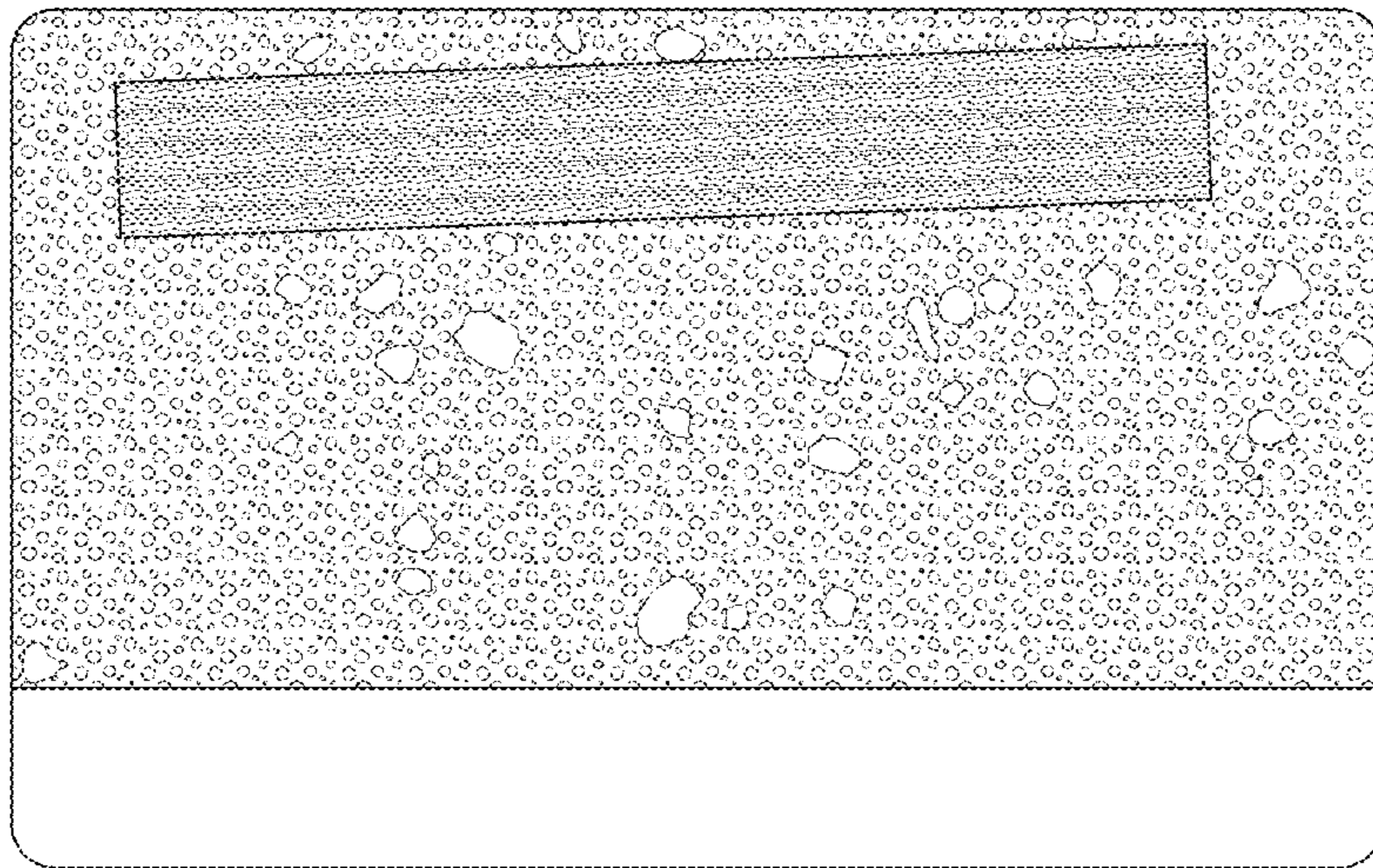


FIG. 4




FIG. 5