



US00D764582S

(12) **United States Design Patent** (10) **Patent No.:** **US D764,582 S**
Higgins et al. (45) **Date of Patent:** **** Aug. 23, 2016**

(54) **GREETING CARD**

(56) **References Cited**

(71) Applicant: **American Greetings Corporation**,
Cleveland, OH (US)

(72) Inventors: **Sean Higgins**, Cleveland, OH (US);
Dave Sapp, Avon Lake, OH (US);
Anthony Begin, Cleveland, OH (US)

(73) Assignee: **American Greetings Corporation**,
Cleveland, OH (US)

(**) Term: **14 Years**

U.S. PATENT DOCUMENTS

D317,623 S *	6/1991	Piechocki	40/124.01
D387,381 S *	12/1997	Littmann	D19/1
6,153,311 A	11/2000	Springer et al.	
D641,779 S *	7/2011	McClain	D19/7
D642,613 S *	8/2011	McClain	D19/7
D661,733 S *	6/2012	Smith	D19/6
D672,806 S *	12/2012	Roth	D19/6
D679,754 S *	4/2013	Roth	D19/7
D679,755 S *	4/2013	Roth	D19/7
D684,213 S *	6/2013	Roth	D19/2
D706,342 S *	6/2014	Shlonsky	D19/20
D719,834 S *	12/2014	Mayer	D9/600

(21) Appl. No.: **29/516,007**

(22) Filed: **Jan. 28, 2015**

(51) **LOC (10) Cl.** **19-01**

(52) **U.S. Cl.**
USPC **D19/1**

(58) **Field of Classification Search**
USPC D19/1-8, 82, 100; 40/124.01-124.15,
40/582, 540, 443, 442, 902, 672, 617, 599,
40/331, 359, 360, 625, 717, 455, 124.191;
446/147; 362/806, 808; 428/42.1,
428/203-204, 913.3; 283/2-4, 74-75, 91,
283/103, 105-106; D20/10, 22, 42, 27, 40;
229/92, 92.1, 92.8, 300-303, 116.1,
229/116.3, 116.5; D11/131, 117; D21/660
CPC B42D 25/00; B42D 25/20; B42D 25/23;
B42D 25/26; B42D 25/29; B42D 25/30;
B42D 25/285; B42D 15/022; B42D 15/027;
B42D 15/045; B42D 15/042; B42D 2033/00;
B42D 2033/02; B42D 2033/04; B42D
2033/08; B42D 2033/10; B42D 2033/16;
B42D 2203/18; B42D 2203/20; B42D
2203/22; B42D 2203/28; B42D 2203/30
See application file for complete search history.

* cited by examiner

Primary Examiner — Abraham Bahta
(74) *Attorney, Agent, or Firm* — Christine Flanagan

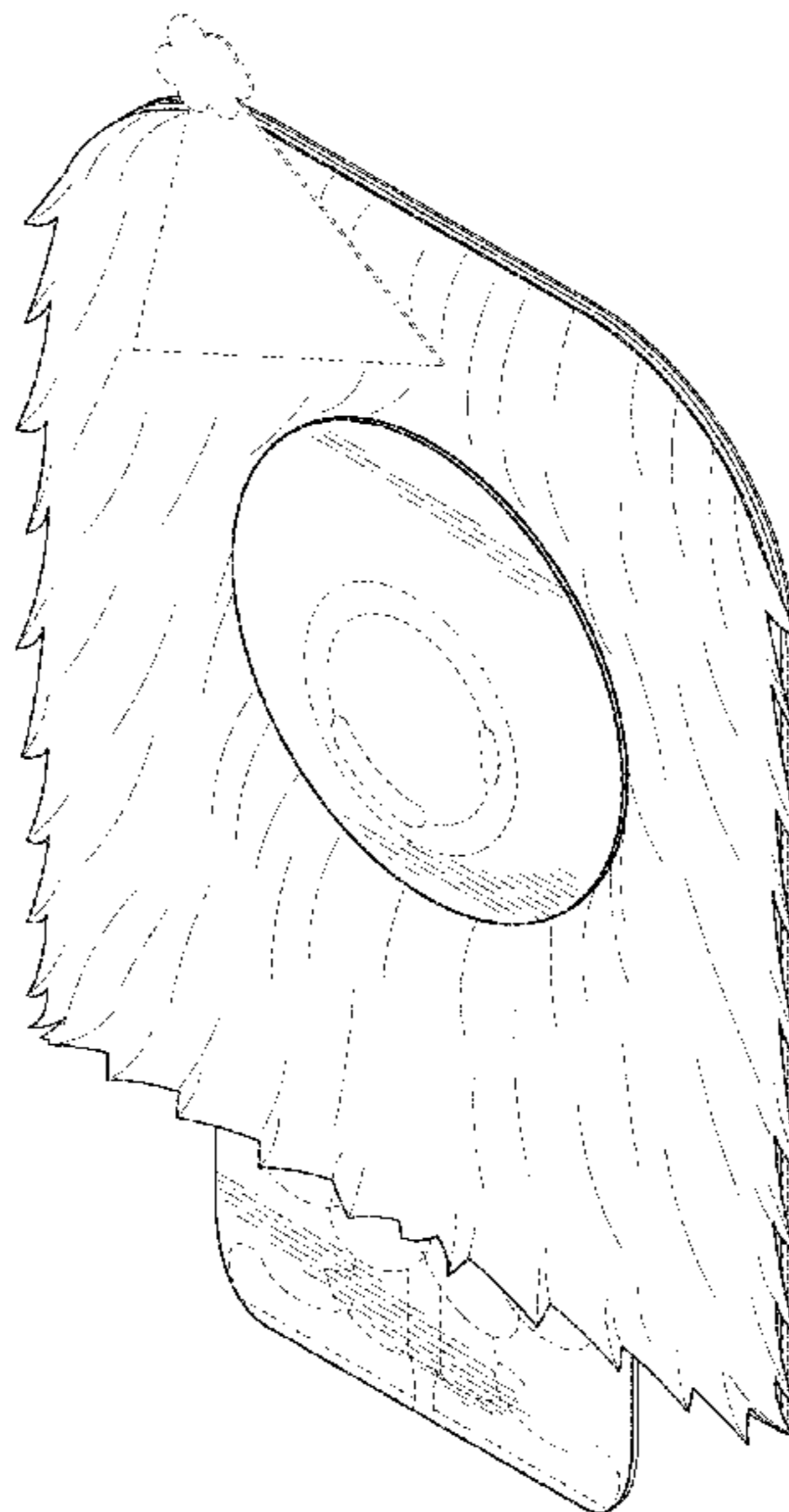
(57) **CLAIM**

The ornamental designs for a greeting card, as shown and described.

DESCRIPTION

FIG. 1 is a perspective view of the greeting card of the present invention, in a closed position.
FIG. 2 is a front view of the greeting card of FIG. 1.
FIG. 3 is a rear view of the greeting card of FIG. 1.
FIG. 4 is a right side view of the greeting card of FIG. 1.
FIG. 5 is a left side view of the greeting card of FIG. 1.
FIG. 6 is a top view of the greeting card of FIG. 1.
FIG. 7 is a bottom view of the greeting card of FIG. 1; and,
FIG. 8 is a front perspective view of the greeting card of FIG. 1, in an open position.
The broken line showing of portions of the greeting card is included for the purpose of illustrating environmental structure and forms no part of the claimed design.

1 Claim, 5 Drawing Sheets



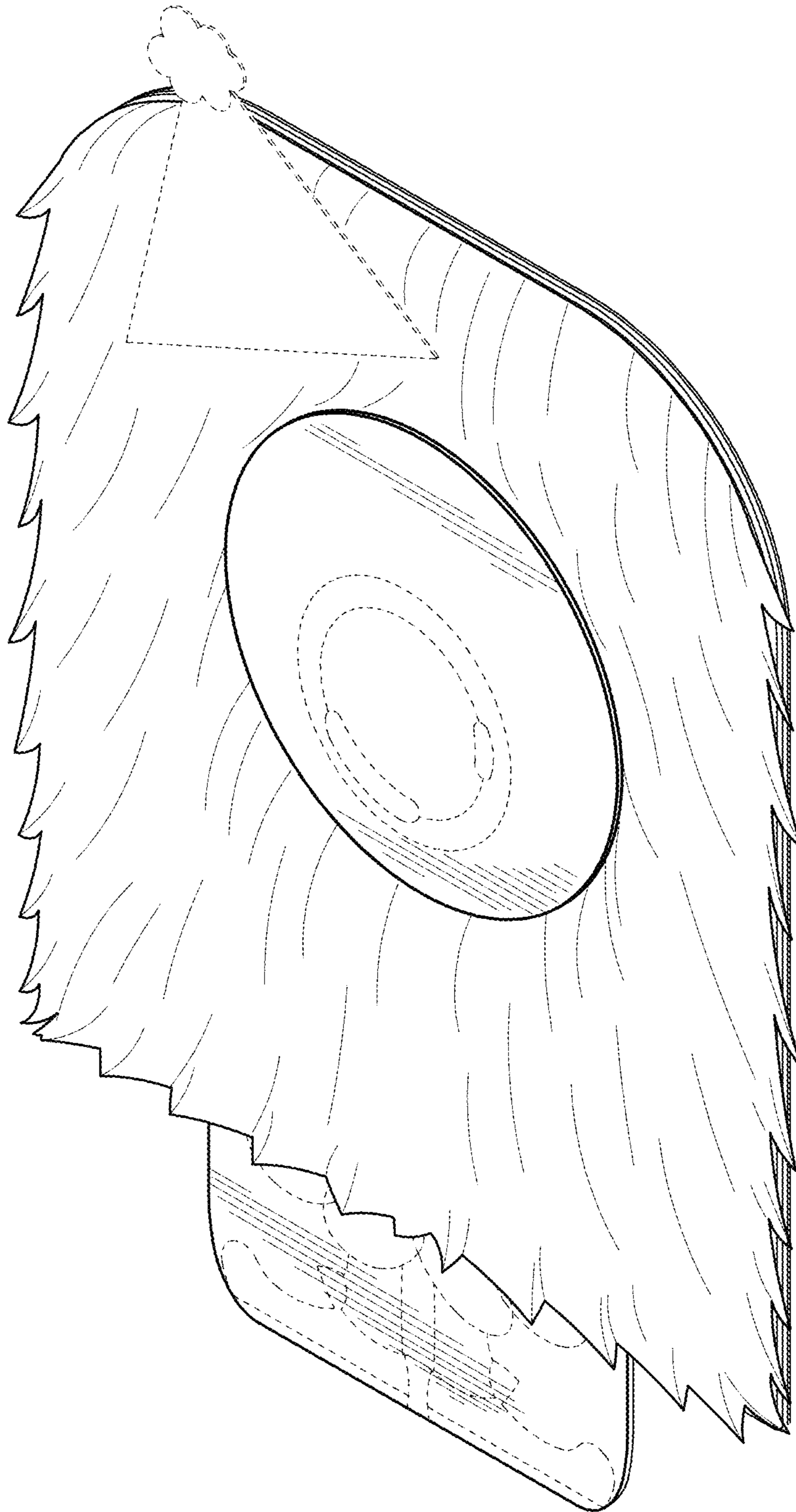


Fig. 1

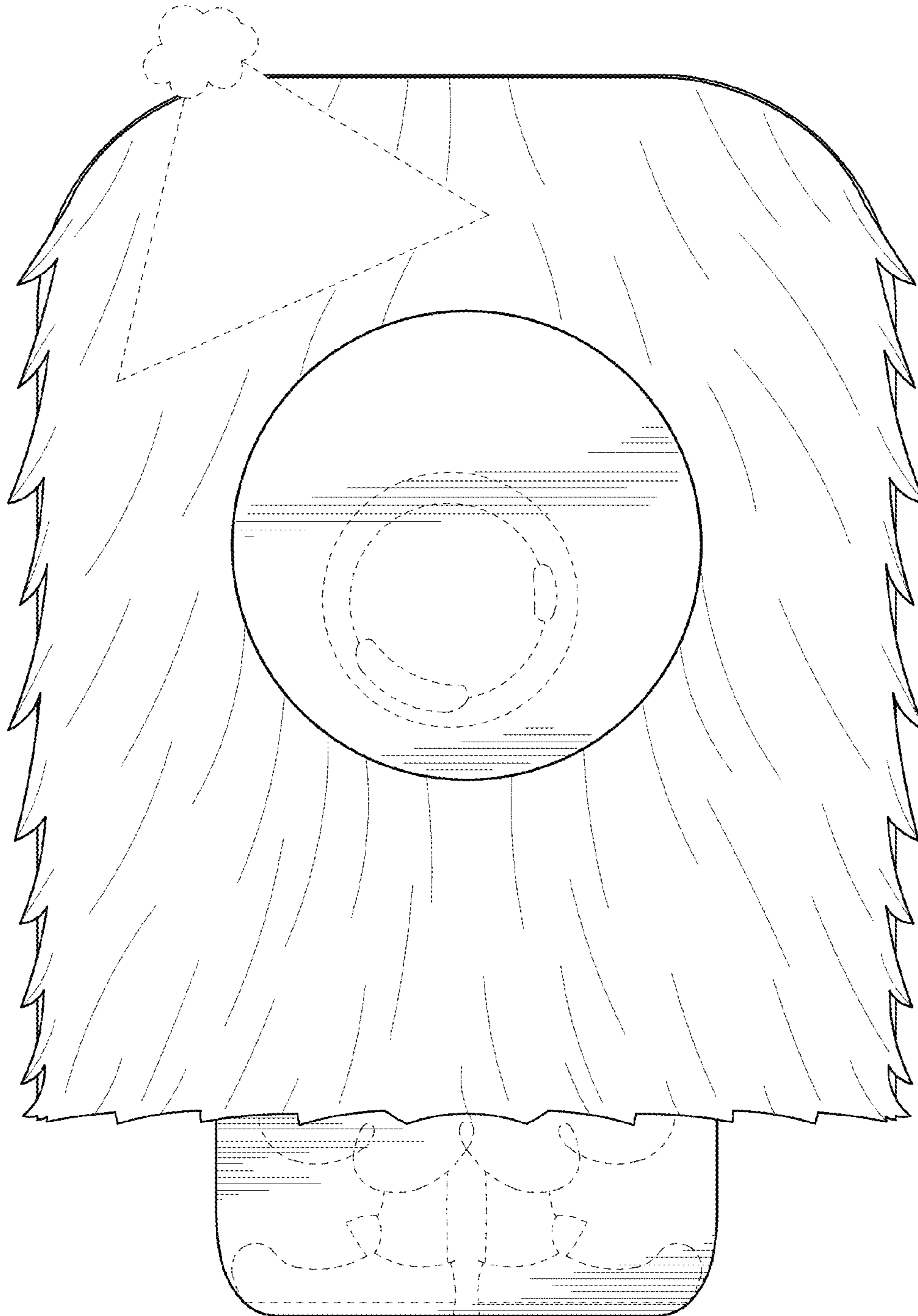


Fig. 2

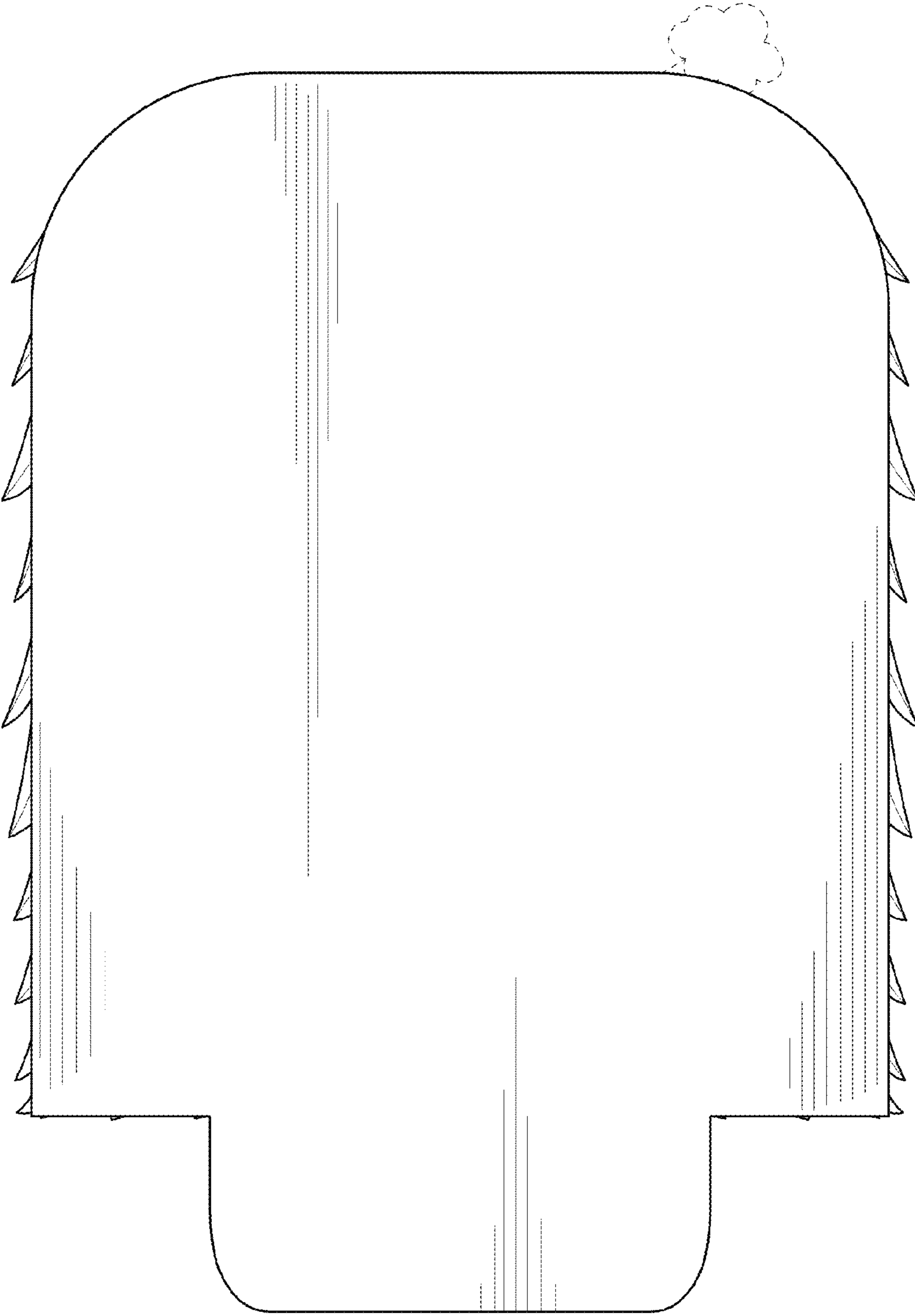


Fig. 3

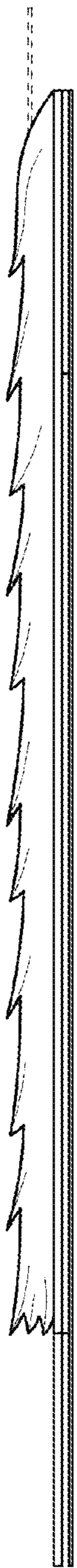


Fig. 4



Fig. 5




Fig. 6



Fig. 7

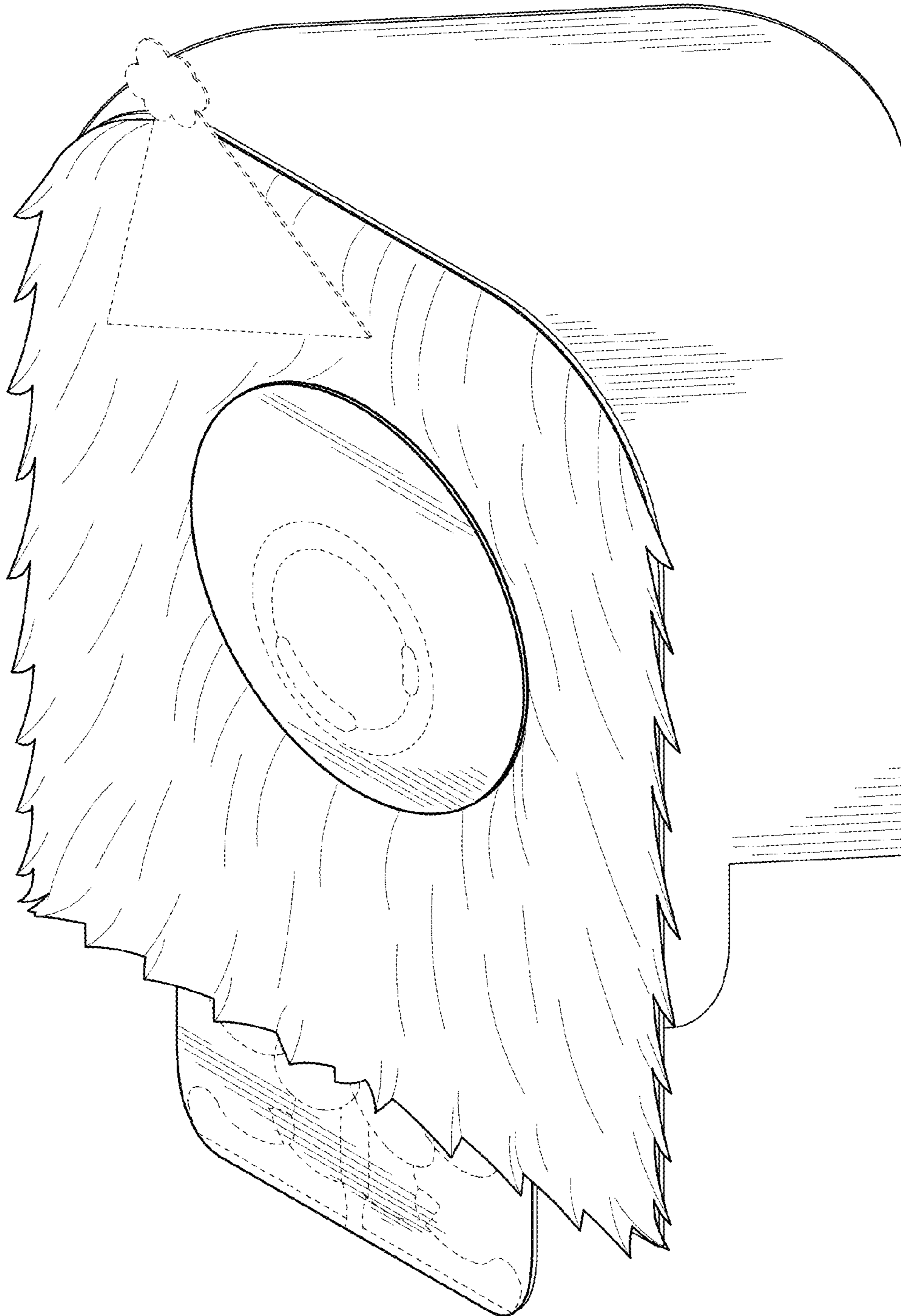


Fig. 8