

US00D764580S

(12) **United States Design Patent**
Solomon et al.

(10) **Patent No.:** **US D764,580 S**

(45) **Date of Patent:** **** Aug. 23, 2016**

(54) **FORM**

(71) Applicant: **Myriad Genetics, Inc.**, Salt Lake City, UT (US)

(72) Inventors: **Cindy H. Solomon**, Salt Lake City, UT (US); **Karla R. Bowles**, Cottonwood Heights, UT (US); **Brian A. Allen**, Oakland, CA (US); **Eric T. Rosenthal**, Salt Lake City, UT (US); **Christopher Ho**, Park City, UT (US); **Kirsten H. Trahan**, Salt Lake City, UT (US); **Thomas M. Collins**, Danville, CA (US); **Devin Howells**, Salt Lake City, UT (US)

(73) Assignee: **Myriad Genetics, Inc.**, Salt Lake City, UT (US)

(**) Term: **14 Years**

(21) Appl. No.: **29/487,246**

(22) Filed: **Apr. 7, 2014**

(51) **LOC (10) Cl.** **19-01**

(52) **U.S. Cl.**
USPC **D19/1**

(58) **Field of Classification Search**

USPC D19/1-12, 20-34; 40/124.01-124.15, 40/672, 661, 726, 776, 617, 633; 229/72, 229/92, 92.1, 299.01; 206/449; D21/385; D20/10, 22, 40, 27, 42, 11; D14/435-437; D24/231; 705/2-3; 283/2-3, 103, 105, 115, 74-75, 106
CPC .. B42D 15/042; B42D 15/022; B42D 15/045; B42D 15/027; B65D 27/00

See application file for complete search history.

(56) **References Cited**

U.S. PATENT DOCUMENTS

D350,009	S	*	8/1994	Zajchowski	D99/99
D363,031	S		10/1995	Bruegmann et al.		
D418,538	S	*	1/2000	Fabel	D19/1
D496,405	S	*	9/2004	Stewart et al.	D20/27
D519,156	S		4/2006	McIntosh et al.		
D540,858	S	*	4/2007	Pardus et al.	D19/1
D602,167	S	*	10/2009	Coyne et al.	D24/231
D608,389	S	*	1/2010	Bishop et al.	D19/1
D624,119	S	*	9/2010	Marshall et al.	D19/1
D624,120	S		9/2010	Marshall et al.		
D628,625	S	*	12/2010	Marshall et al.	D19/1
D660,355	S		5/2012	Tetrault		
D662,976	S		7/2012	Tetrault		
D664,195	S	*	7/2012	Rosenthal et al.	D19/3
D665,023	S		8/2012	Schirmer		
D689,066	S		9/2013	Santos et al.		

* cited by examiner

Primary Examiner — Abraham Bahta

(74) *Attorney, Agent, or Firm* — Rajesh Vallabh; Foley Hoag LLP

(57) **CLAIM**

The ornamental design for a form, as shown and described.

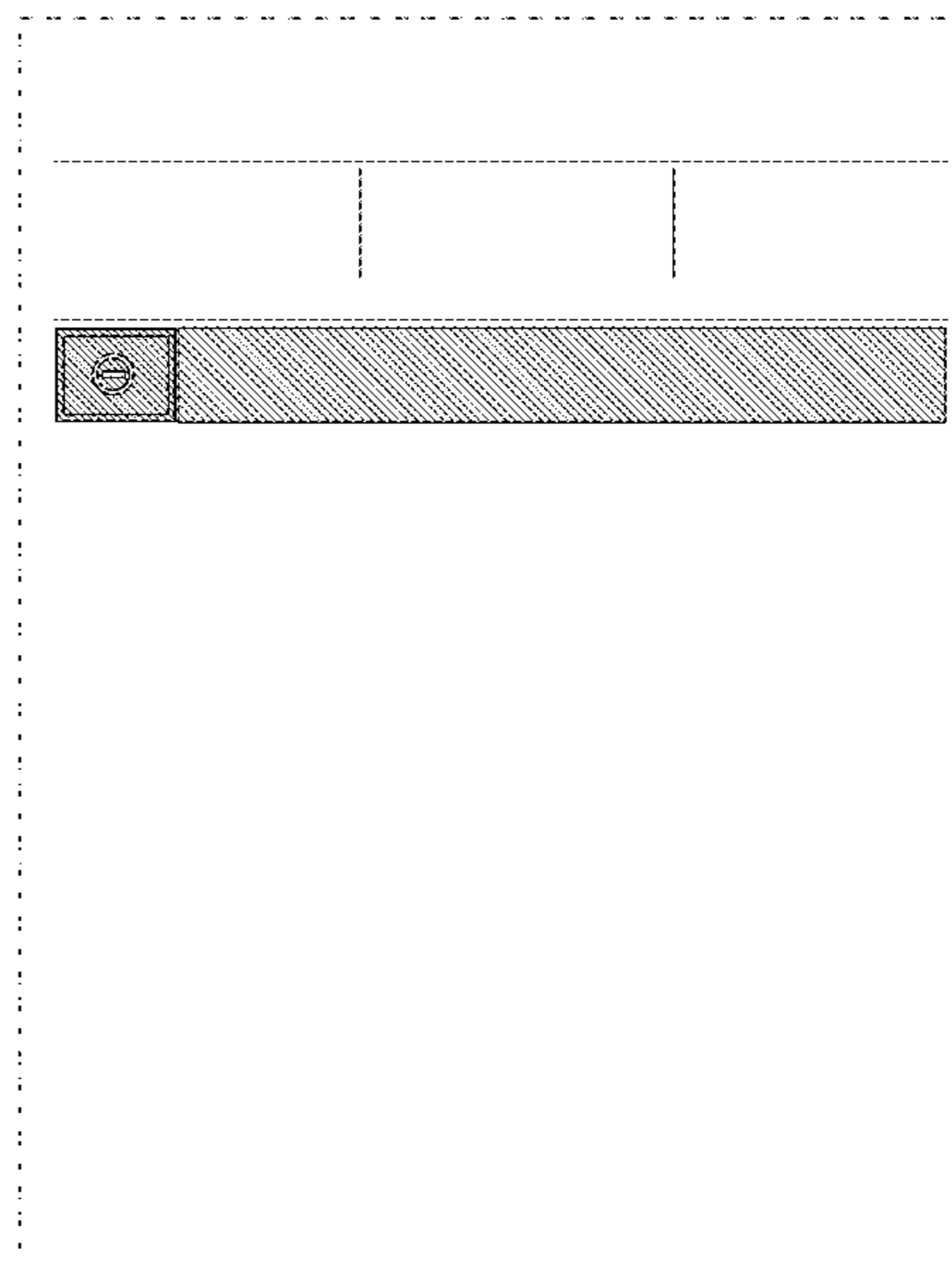
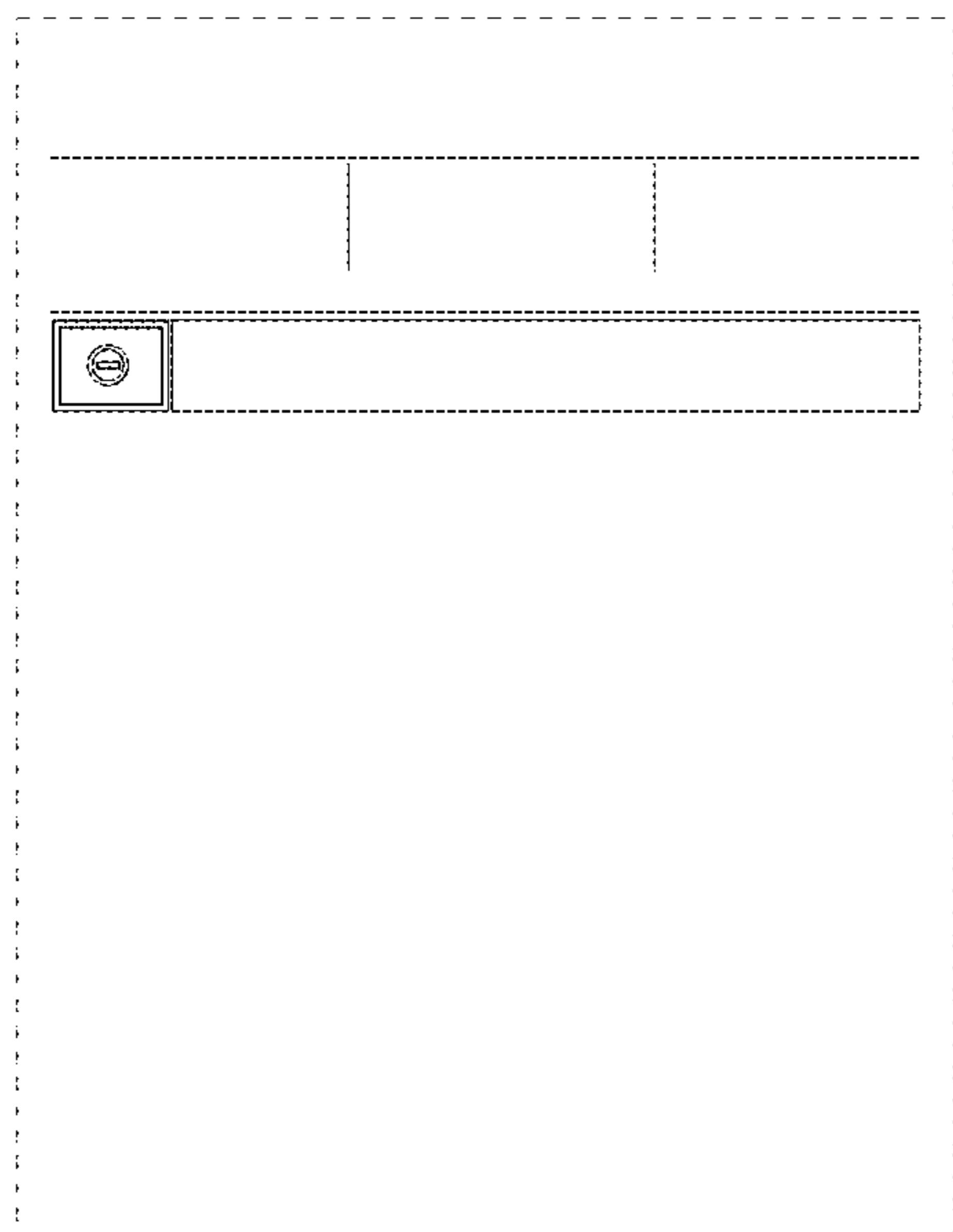
DESCRIPTION

FIG. 1 is a front view of a first embodiment of a form showing our new design; and,

FIG. 2 is a front view of a second embodiment of a form showing our new design, wherein the diagonal line pattern represents the color green.

The outer rectangular broken lines shown in FIGS. 1 and 2 are for illustrative purposes only and form no part of the claimed design.

1 Claim, 2 Drawing Sheets



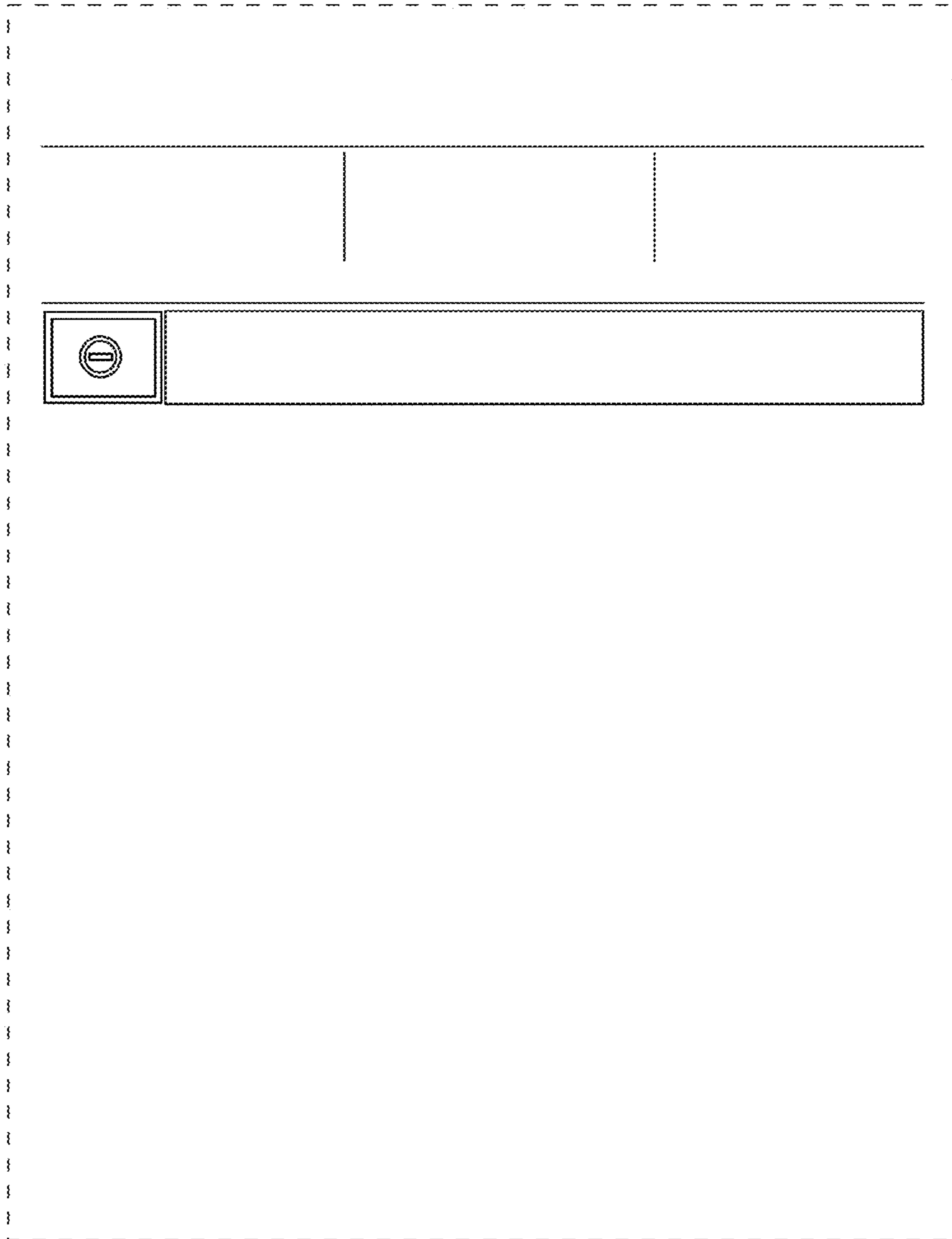


FIG. 1

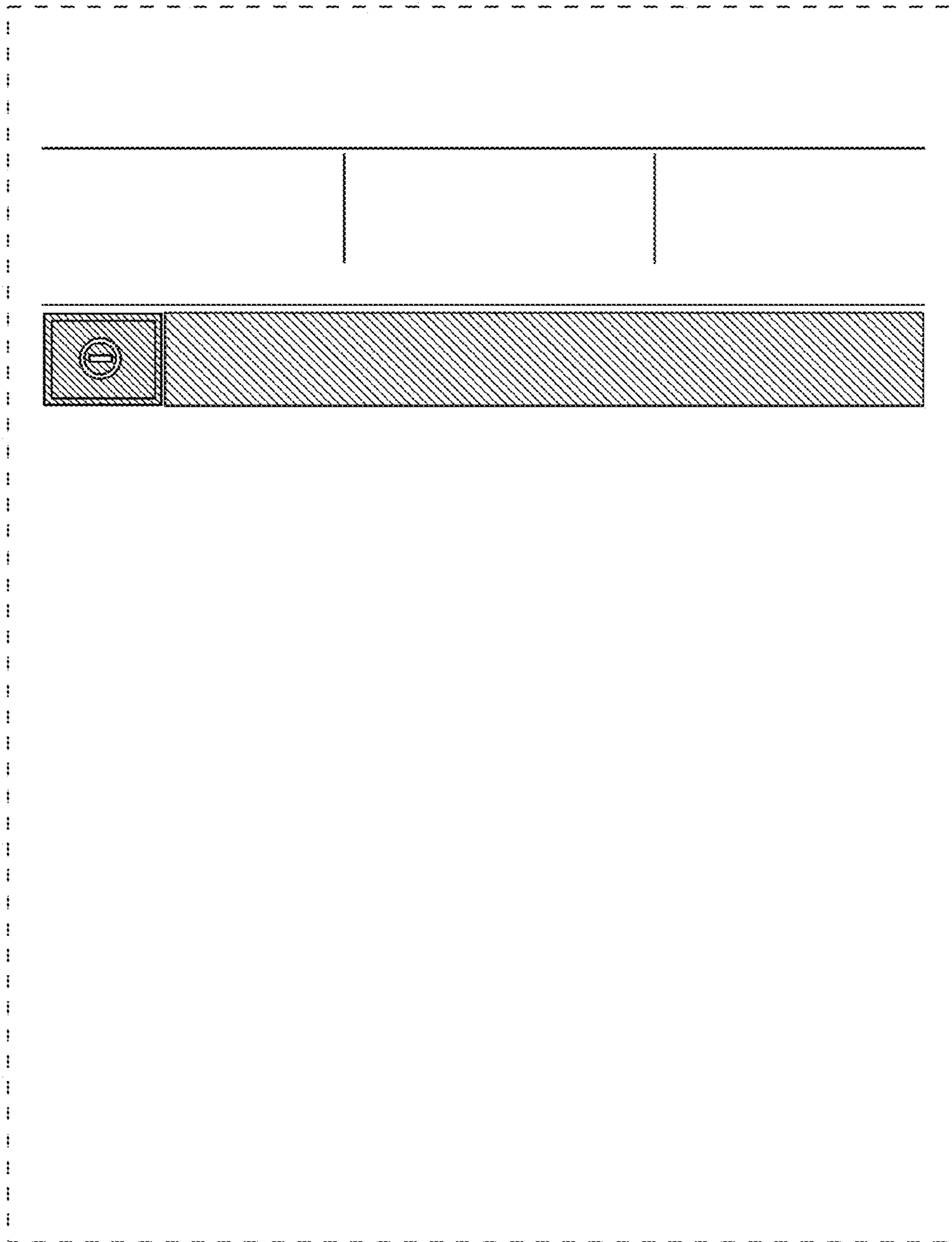


FIG. 2