



US00D764571S

(12) **United States Design Patent**
Kashiwase

(10) **Patent No.:** **US D764,571 S**

(45) **Date of Patent:** **** Aug. 23, 2016**

(54) **ELECTRONIC KEYBOARD**
(71) Applicant: **YAMAHA CORPORATION**,
Hamamatsu-shi, Shizuoka (JP)
(72) Inventor: **Kazuki Kashiwase**, Hamamatsu (JP)
(73) Assignee: **YAMAHA CORPORATION**, Shizuoka
(JP)

6,156,963 A * 12/2000 Masubuchi G10H 1/344
84/423 R
D508,070 S * 8/2005 Tanaka D17/1
D510,381 S * 10/2005 Okamura D17/1
D555,712 S * 11/2007 Sato D17/1
D568,373 S * 5/2008 Suzuki D17/1
D569,415 S * 5/2008 Shigeru D17/1
D571,848 S * 6/2008 Sato D17/1
D585,478 S * 1/2009 Takei D17/1
D668,287 S * 10/2012 Kitazawa D17/1
2013/0092011 A1 * 4/2013 Nakamura H01H 19/14
84/605

(**) Term: **14 Years**

(21) Appl. No.: **29/523,809**

(22) Filed: **Apr. 14, 2015**

(30) **Foreign Application Priority Data**

Oct. 15, 2014 (JP) 2014-023019

(51) **LOC (10) Cl.** **17-01**

(52) **U.S. Cl.**
USPC **D17/1**

(58) **Field of Classification Search**
USPC D14/217, 341, 345, 346; D17/1, 2, 7, 8,
D17/9, 24, 99; D21/405, 409
CPC A63H 5/00; G10C 1/00; G10C 1/02;
G10C 1/04; G10C 3/00; G10C 3/12; G10F
1/02; G10F 3/00; G10H 1/00
See application file for complete search history.

(56) **References Cited**

U.S. PATENT DOCUMENTS

D312,264 S * 11/1990 Amiya D17/1
D326,468 S * 5/1992 Jeon D17/1

* cited by examiner

Primary Examiner — Manpreet Matharu

Assistant Examiner — Lisa A Grabenstetter

(74) *Attorney, Agent, or Firm* — Sughrue Mion, PLLC

(57) **CLAIM**

The ornamental design for an electronic keyboard, as shown and described.

DESCRIPTION

FIG. 1 is a perspective view of the front, top and right side of an electronic keyboard showing my new design;
FIG. 2 is a front view thereof;
FIG. 3 is a rear view thereof;
FIG. 4 is a left side view thereof;
FIG. 5 is a right side view thereof;
FIG. 6 is a top plan view thereof; and,
FIG. 7 is a bottom plan view thereof.
The broken line portions show unclaimed subject matter only and form no part of the claimed design.

1 Claim, 3 Drawing Sheets

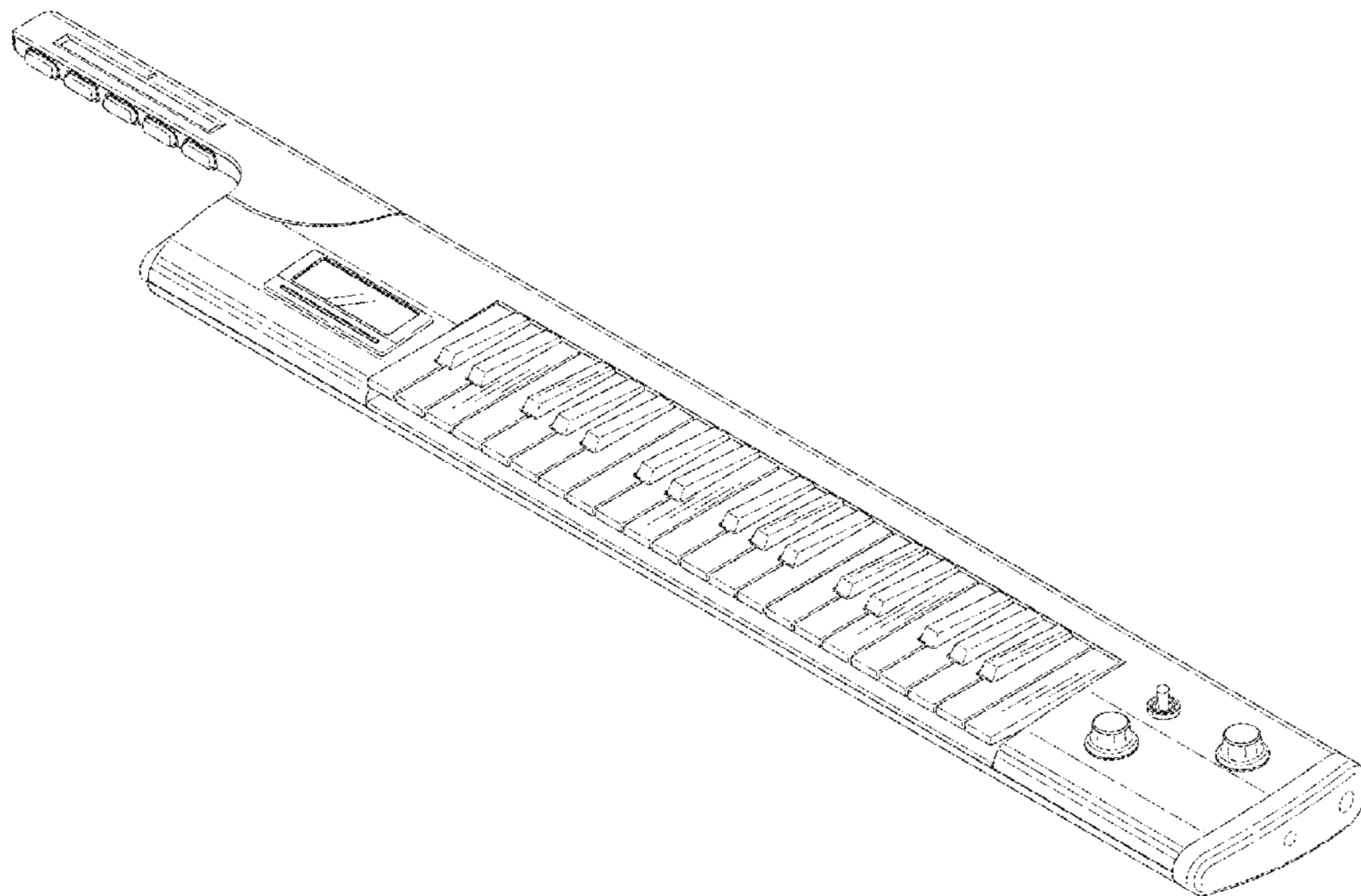


Fig. 1

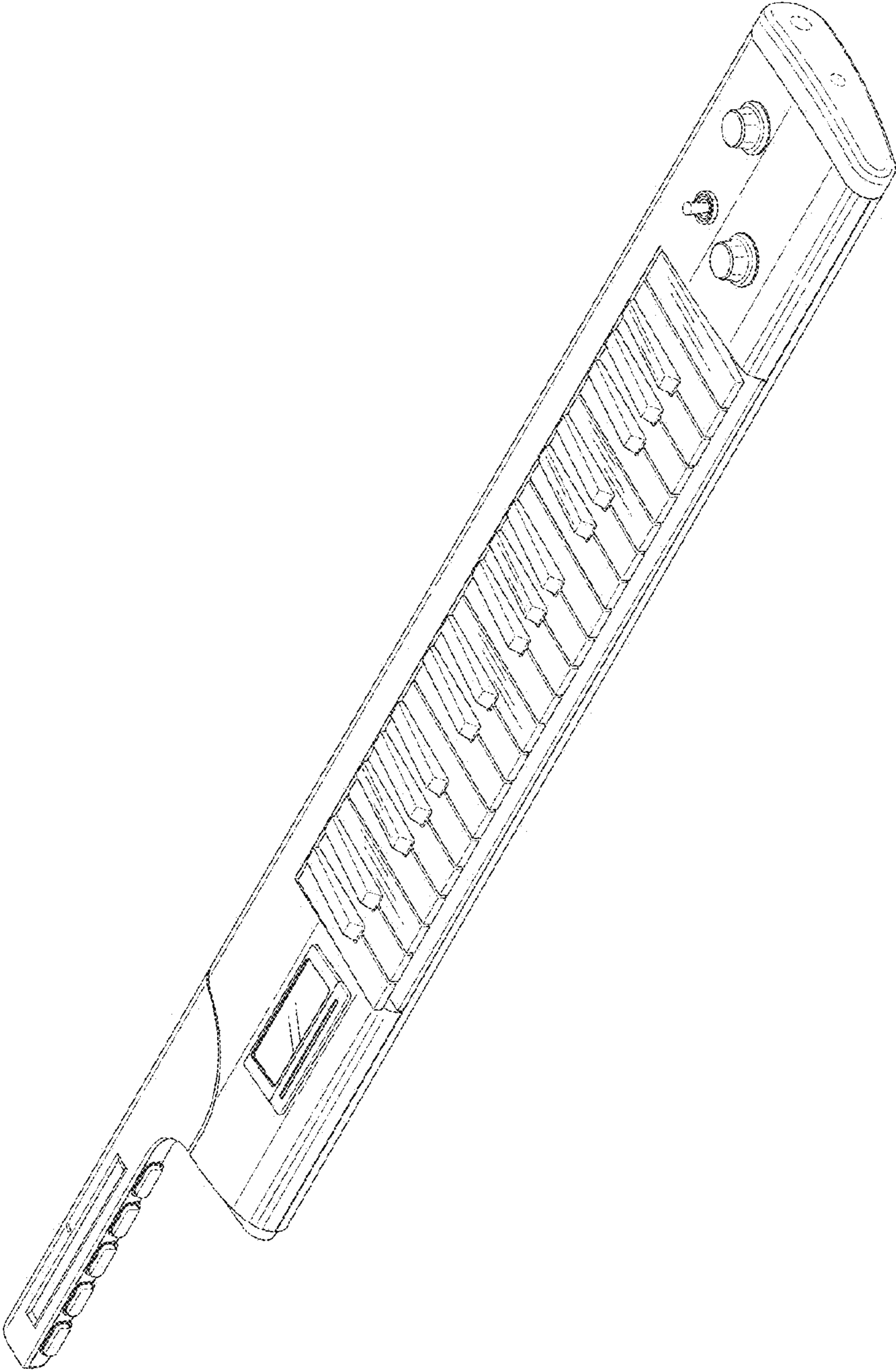


Fig. 2

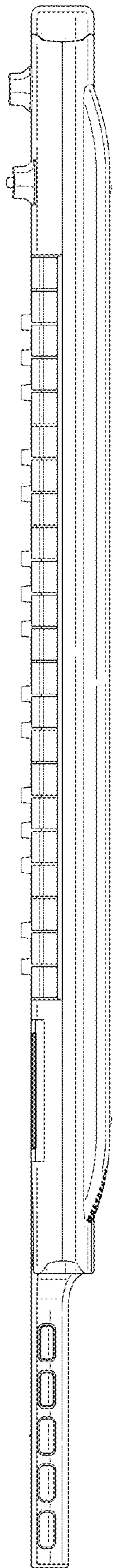


Fig. 3

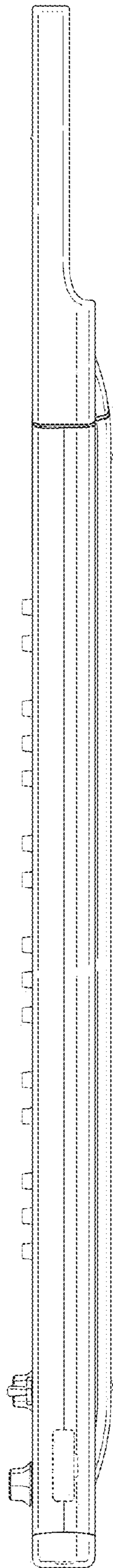


Fig. 4

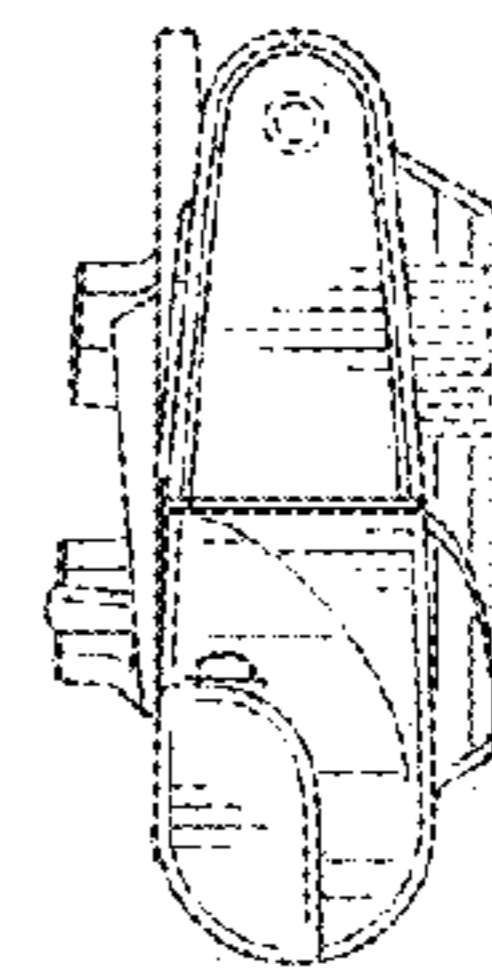


Fig. 5

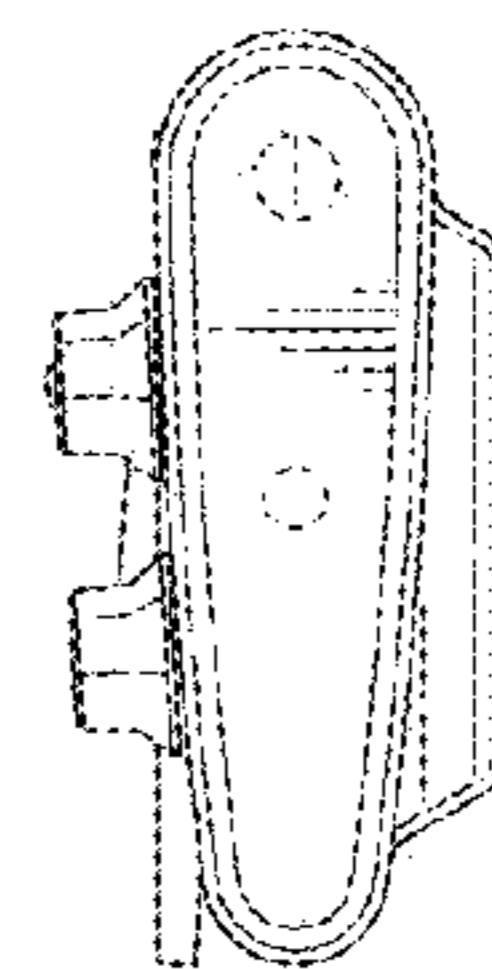


Fig. 6




Fig. 7

