

US00D764569S

(12) **United States Design Patent** (10) **Patent No.:** **US D764,569 S**
Sallard (45) **Date of Patent:** **** Aug. 23, 2016**

(54) **FRAME FOR SUNGLASSES**

(56) **References Cited**

(71) Applicant: **CARTIER CREATION STUDIO SA**,
Geneva (CH)

U.S. PATENT DOCUMENTS

(72) Inventor: **Emmanuelle Sallard**, Paris (FR)

D43,514 S *	2/1913	Bachmann	D16/328
D87,189 S *	6/1932	Baker	D16/329
D121,396 S *	7/1940	Nerney	D16/328
D253,478 S *	11/1979	Canavan, III	D16/329
D257,985 S *	1/1981	Canavan, III	D16/329
D280,731 S *	9/1985	Haas	D16/324
D285,089 S *	8/1986	Haas	D16/324
D308,065 S *	5/1990	Haas	D16/324
D367,287 S *	2/1996	Simioni	D16/327
D369,614 S *	5/1996	Fukuchi	D16/327
D737,887 S *	9/2015	Markovitz	D16/326

(73) Assignee: **Cartier International AG**, Steinhausen
(CH)

(**) Term: **15 Years**

* cited by examiner

(21) Appl. No.: **29/528,824**

Primary Examiner — Raphael Barkai

(22) Filed: **Jun. 1, 2015**

(74) *Attorney, Agent, or Firm* — Taft Stettinius & Hollister
LLP

(30) **Foreign Application Priority Data**

Dec. 11, 2014 (WO) DM/085104

(51) **LOC (10) Cl.** **16-06**

(52) **U.S. Cl.**

USPC **D16/327**; D16/323; D16/326; D16/335

(58) **Field of Classification Search**

USPC D16/101, 300–342, 900; D29/109–110;
351/41, 44, 51–52, 62, 158, 92,
351/103–123, 140–153, 63, 59, 45–48;
2/426–432, 447–449, 441, 434–437,
2/440, 442, 13, 15; D21/483, 659–661;
D14/372; D8/356

CPC G02C 2200/08; G02C 1/06; G02C 5/14;
G02C 11/02; G02C 11/04; G01C 5/16;
A61M 2021/0044; A63B 33/002

See application file for complete search history.

(57) **CLAIM**

The ornamental design for a frame for sunglasses, as shown and described.

DESCRIPTION

FIG. 1 is a front-side perspective view of a frame for sunglasses of the present invention.

FIG. 2 is a front side view of the frame for sunglasses of FIG. 1.

FIG. 3 is a rear side view of the frame for sunglasses of FIG. 1.

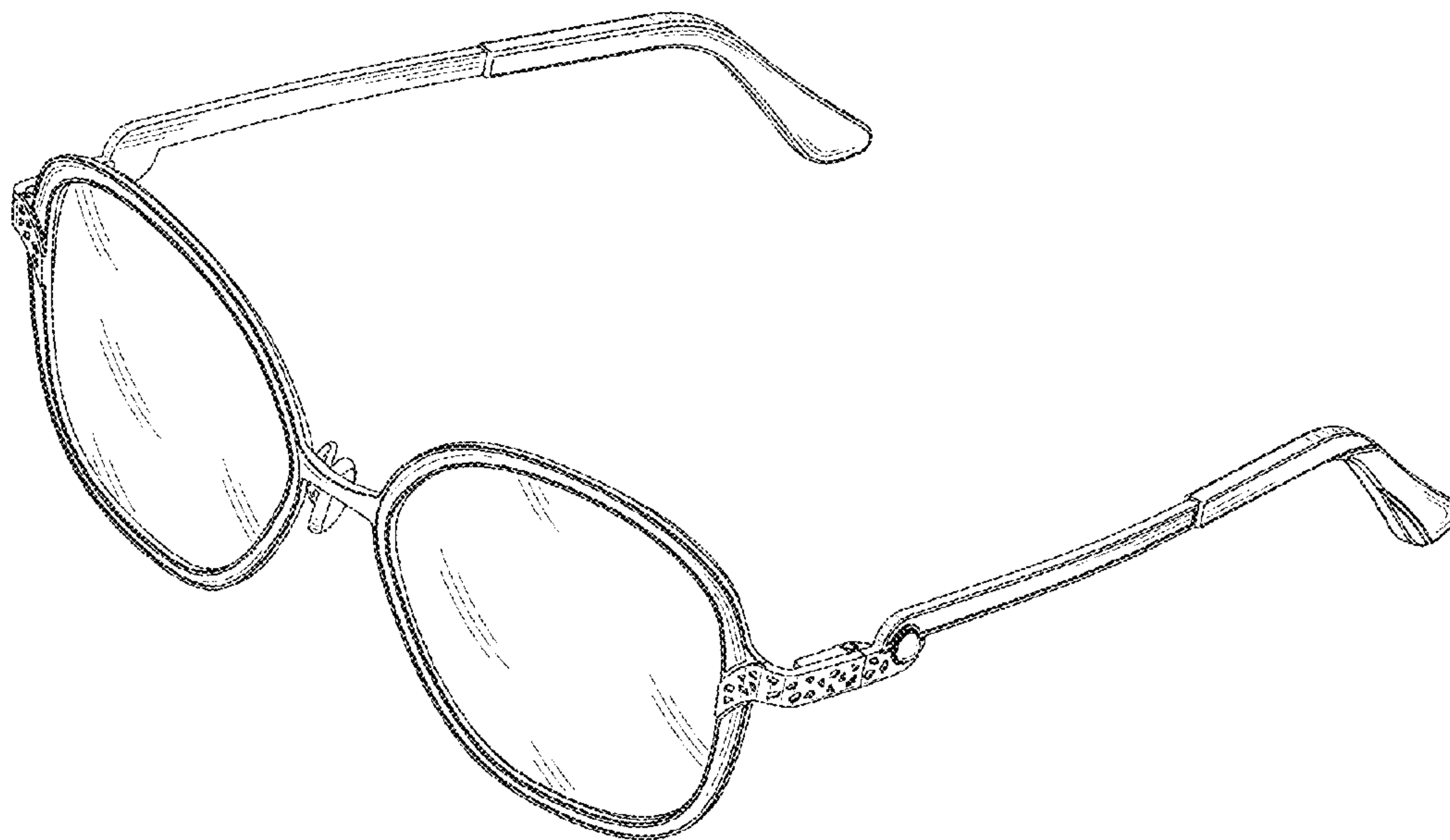
FIG. 4 is a left side view of the frame for sunglasses of FIG. 1.

FIG. 5 is a right side view of the frame for sunglasses of FIG. 1.

FIG. 6 is a top side view of the frame for sunglasses of FIG. 1; and,

FIG. 7 is a bottom side view of the frame for sunglasses of FIG. 1.

1 Claim, 4 Drawing Sheets



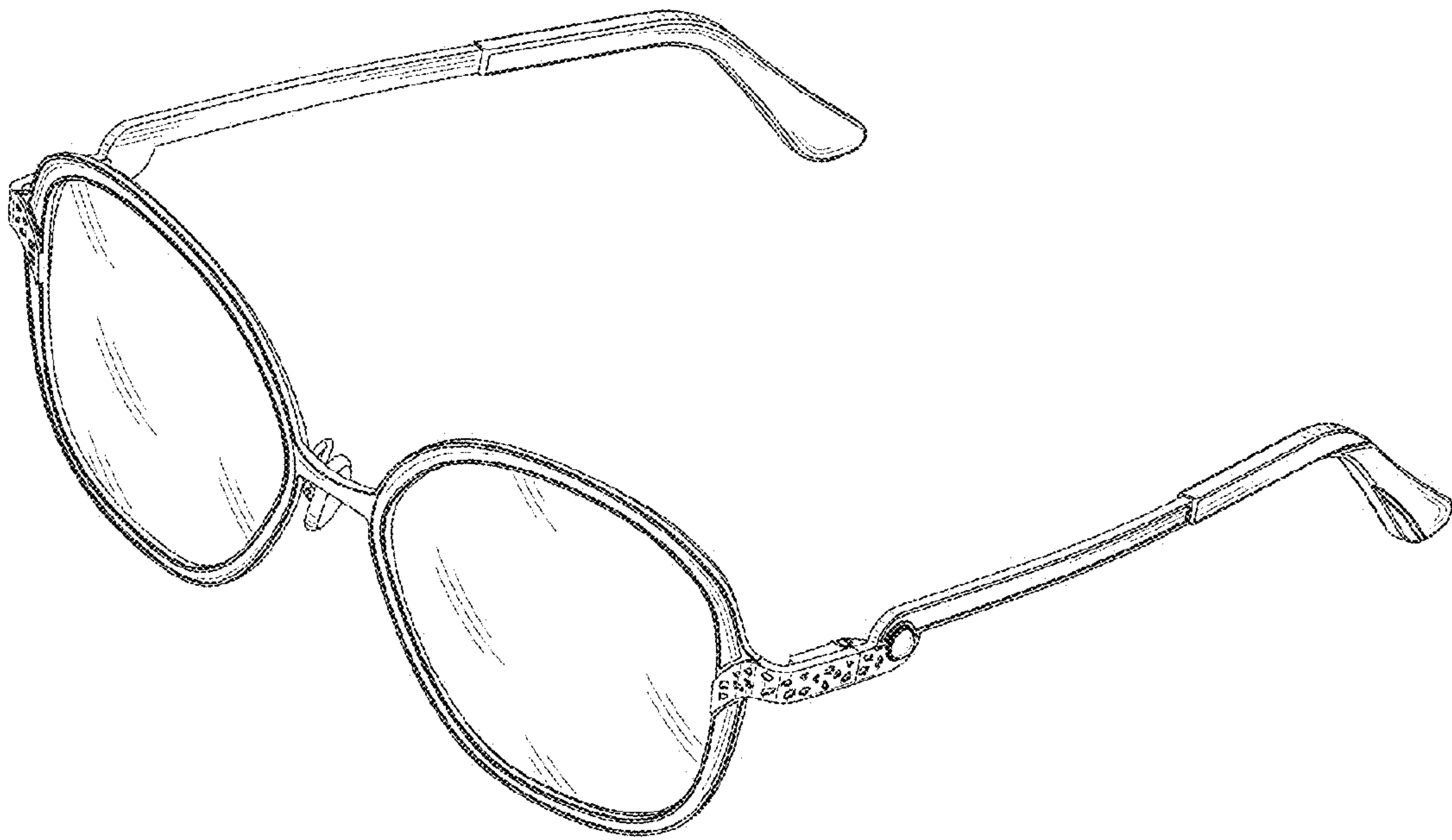


FIG. 1




FIG. 2




FIG. 3

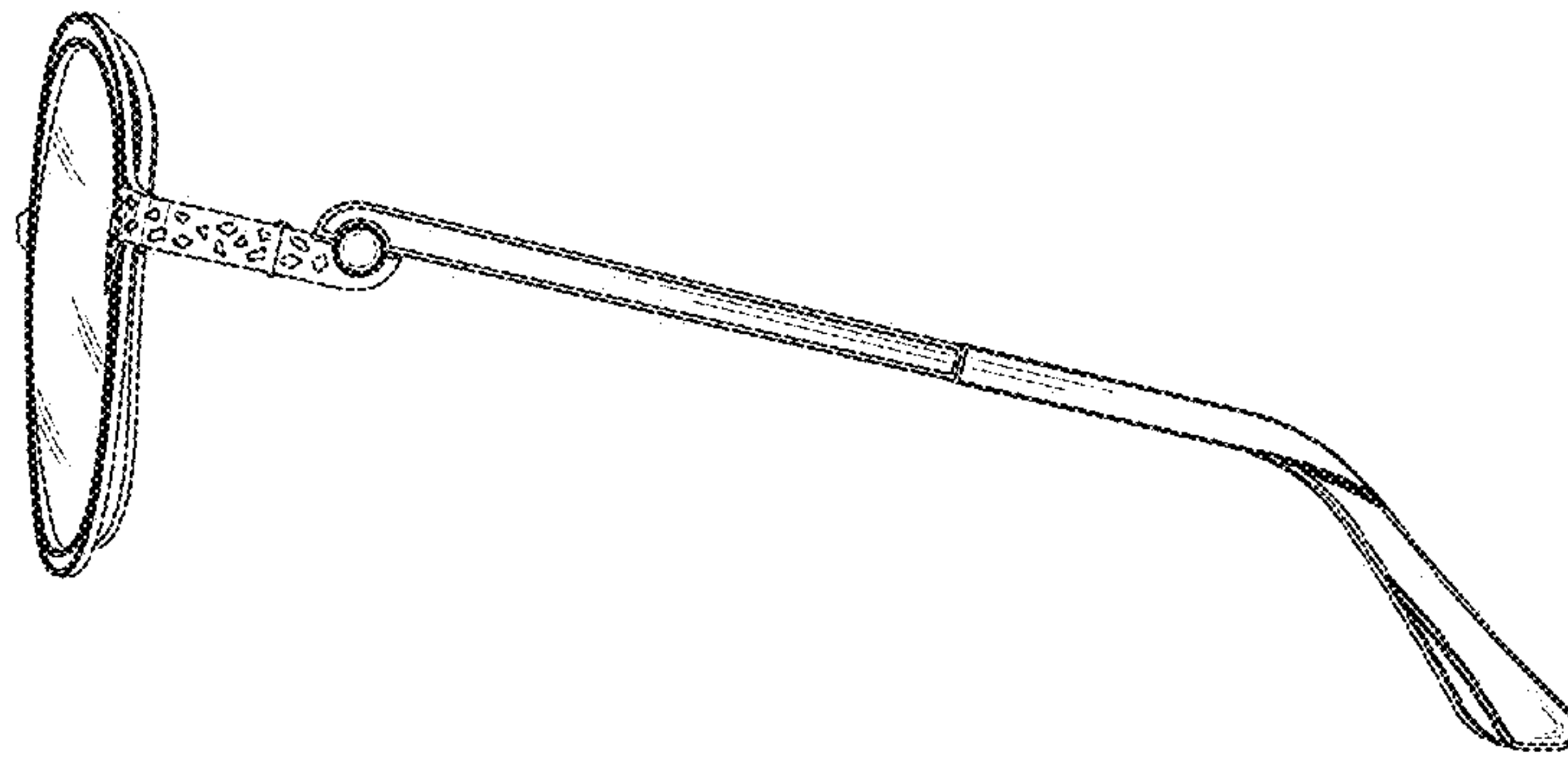


FIG. 4

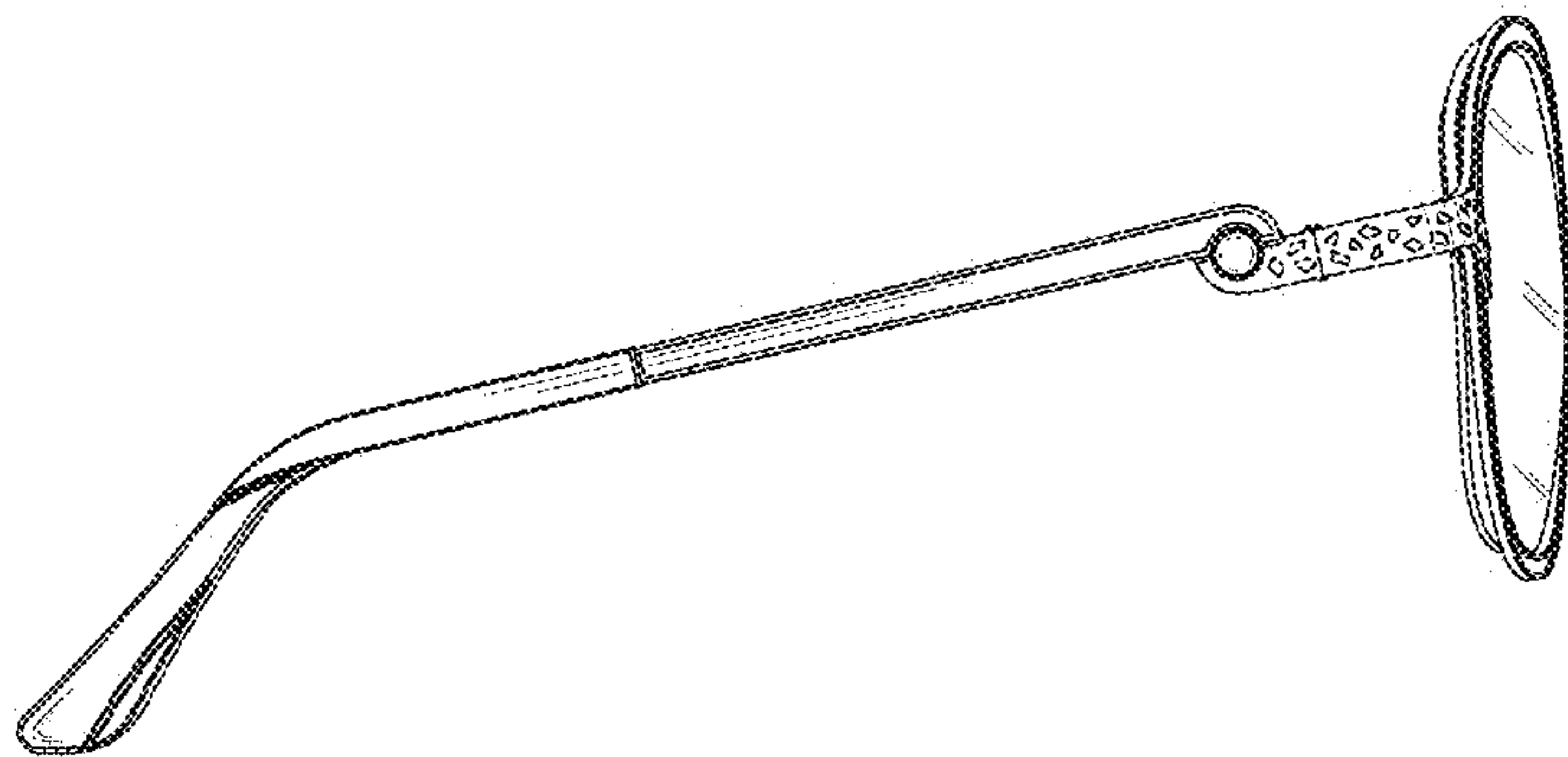


FIG. 5



FIG. 6




FIG. 7