



US00D764563S

(12) **United States Design Patent**
Magi et al.

(10) **Patent No.:** **US D764,563 S**

(45) **Date of Patent:** **** Aug. 23, 2016**

(54) **PROJECTOR**

(71) Applicant: **INTEL CORPORATION**, Santa Clara,
CA (US)

(72) Inventors: **Aleksander Magi**, Aloha, OR (US);
Steven W. Asbjornsen, Tualatin, OR
(US)

(73) Assignee: **Intel Corporation**, Santa Clara, CA
(US)

(**) Term: **14 Years**

(21) Appl. No.: **29/513,119**

(22) Filed: **Dec. 26, 2014**

(51) **LOC (10) Cl.** **16-02**

(52) **U.S. Cl.**
USPC **D16/221**

(58) **Field of Classification Search**
USPC D16/221, 225, 229–230, 232–233, 214;
D14/423; D21/514; D26/63–65;
348/373, 375; 353/DIG. 4, 119
CPC G03B 21/00; G03B 21/001; G03B 21/003;
G03B 21/12; G03B 21/132; G03B 21/145;
G03B 21/14; H04N 9/3141

See application file for complete search history.

(56) **References Cited**

U.S. PATENT DOCUMENTS

5,978,028	A *	11/1999	Yamane	H04N 1/195 348/373
6,604,829	B2 *	8/2003	Rodriguez, Jr.	G03B 21/14 348/E5.137
D487,903	S *	3/2004	Panasewicz	D16/221
8,002,419	B2 *	8/2011	Amano	H04N 9/3141 353/119
D699,242	S *	2/2014	Hu	D14/423
2004/0165389	A1 *	8/2004	Chang	H04N 9/3141 362/317

* cited by examiner

Primary Examiner — Wan Laymon

(74) *Attorney, Agent, or Firm* — International IP Law
Group, P.L.L.C.

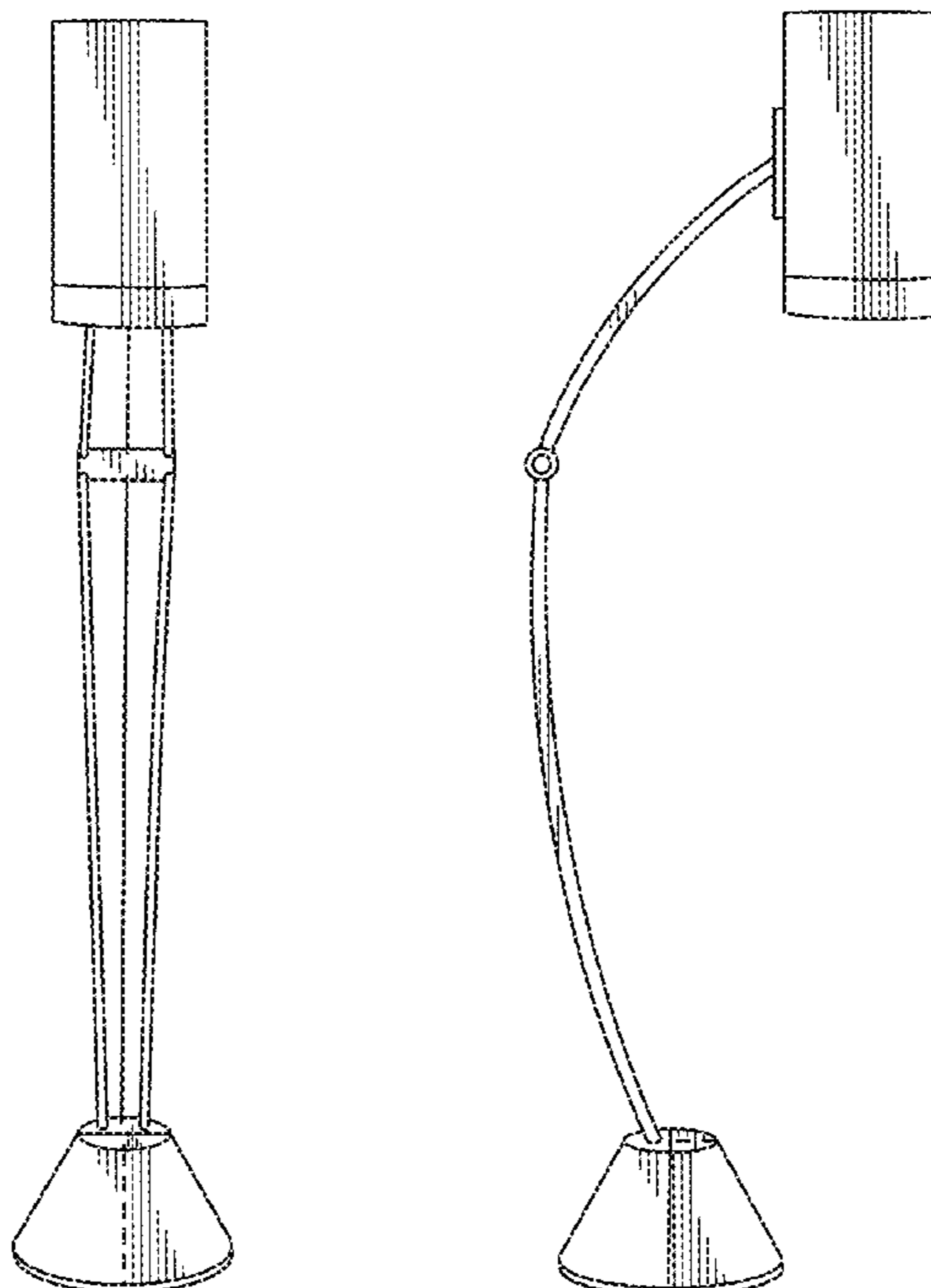
(57) **CLAIM**

The ornamental design for a projector, as shown and
described.

DESCRIPTION

FIG. 1 is a front view of a projector according to the present
design;
FIG. 2 is a back view of the projector from FIG. 1;
FIG. 3 is a side view of the projector from FIG. 1;
FIG. 4 is a alternate side view of the projector from FIG. 1;
FIG. 5 is a top view of the projector from FIG. 1; and,
FIG. 6 is a bottom view of the projector from FIG. 1.
The broken lines showing in the figures illustrate portions of
the projector that lines form no part of the claimed design.
Additionally, the shading lines in the figures show contour
and not surface ornamentation.

1 Claim, 6 Drawing Sheets



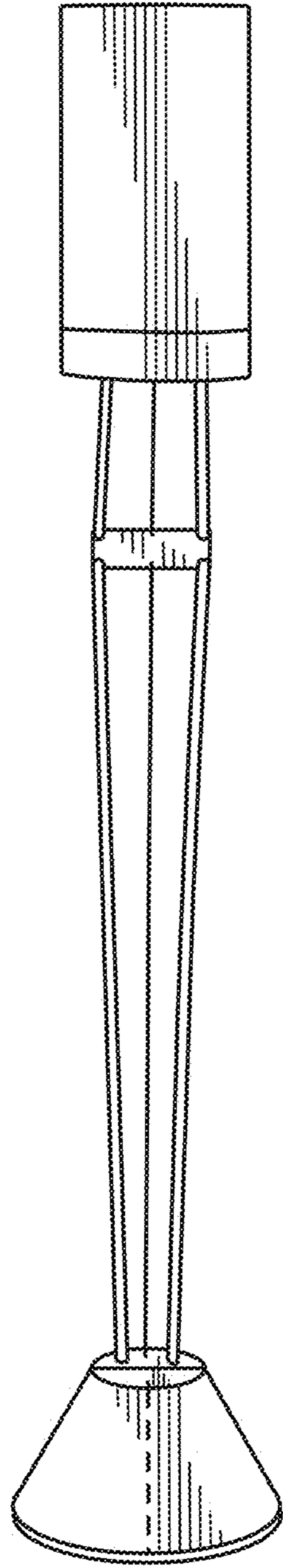


FIG. 1

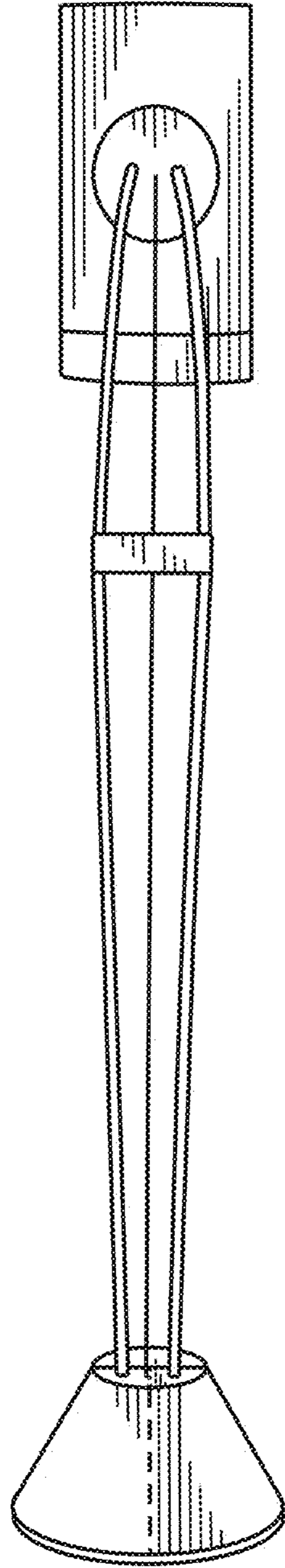


FIG. 2

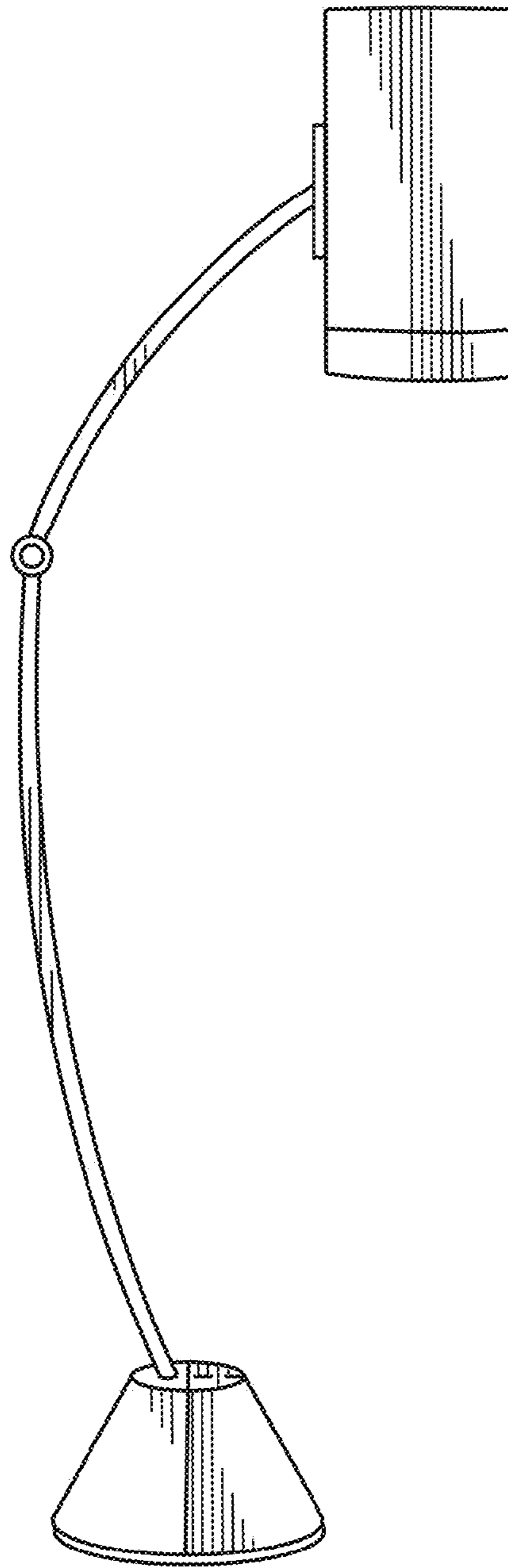


FIG. 3

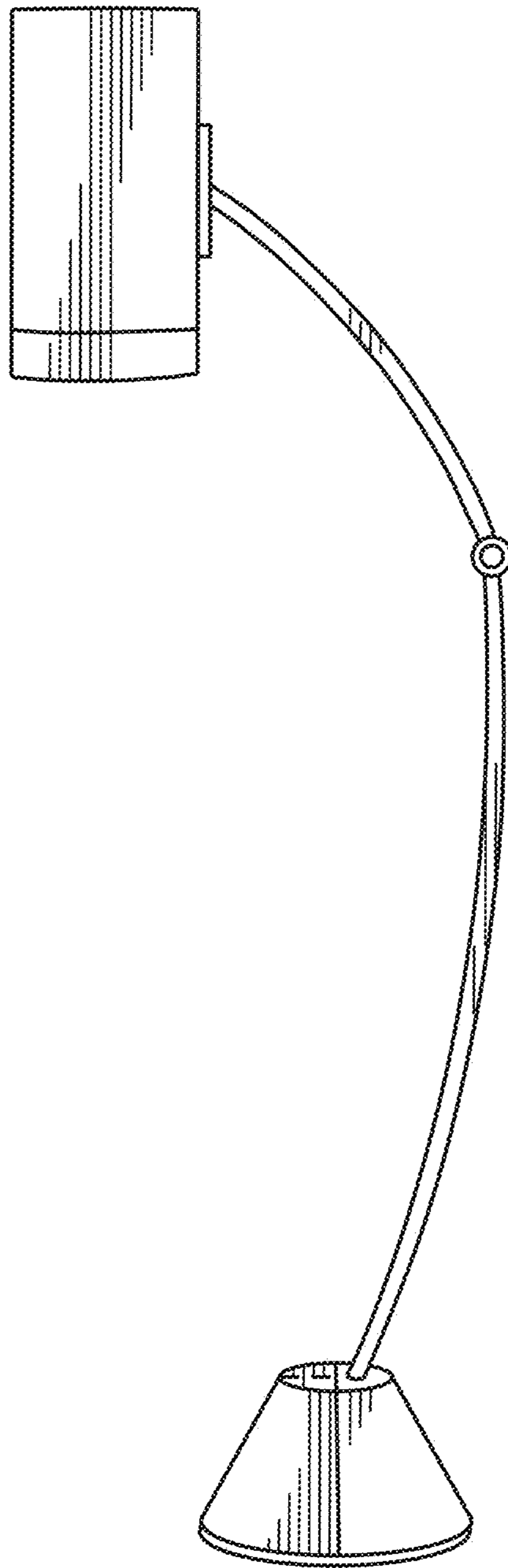


FIG. 4

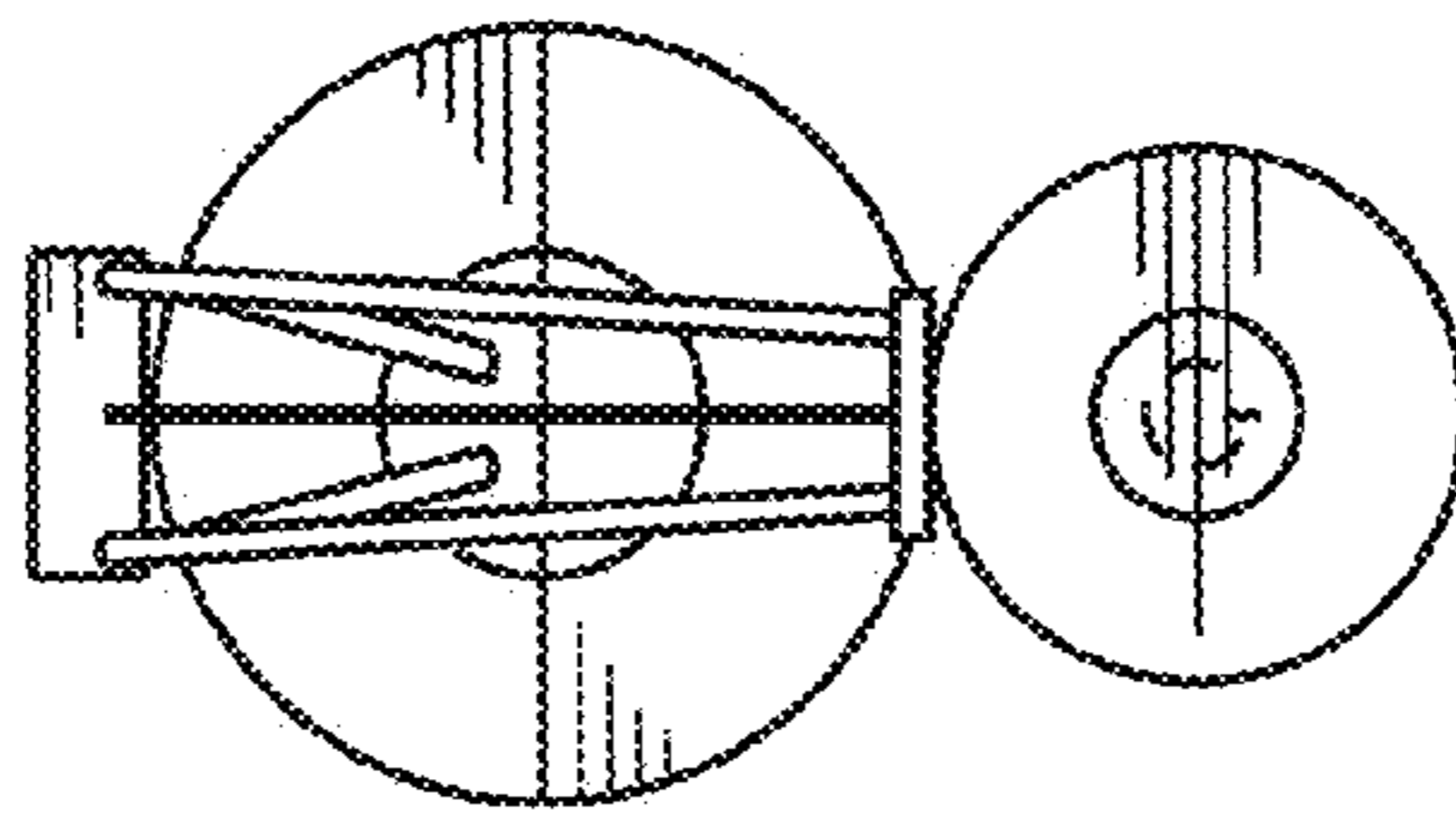


FIG. 5

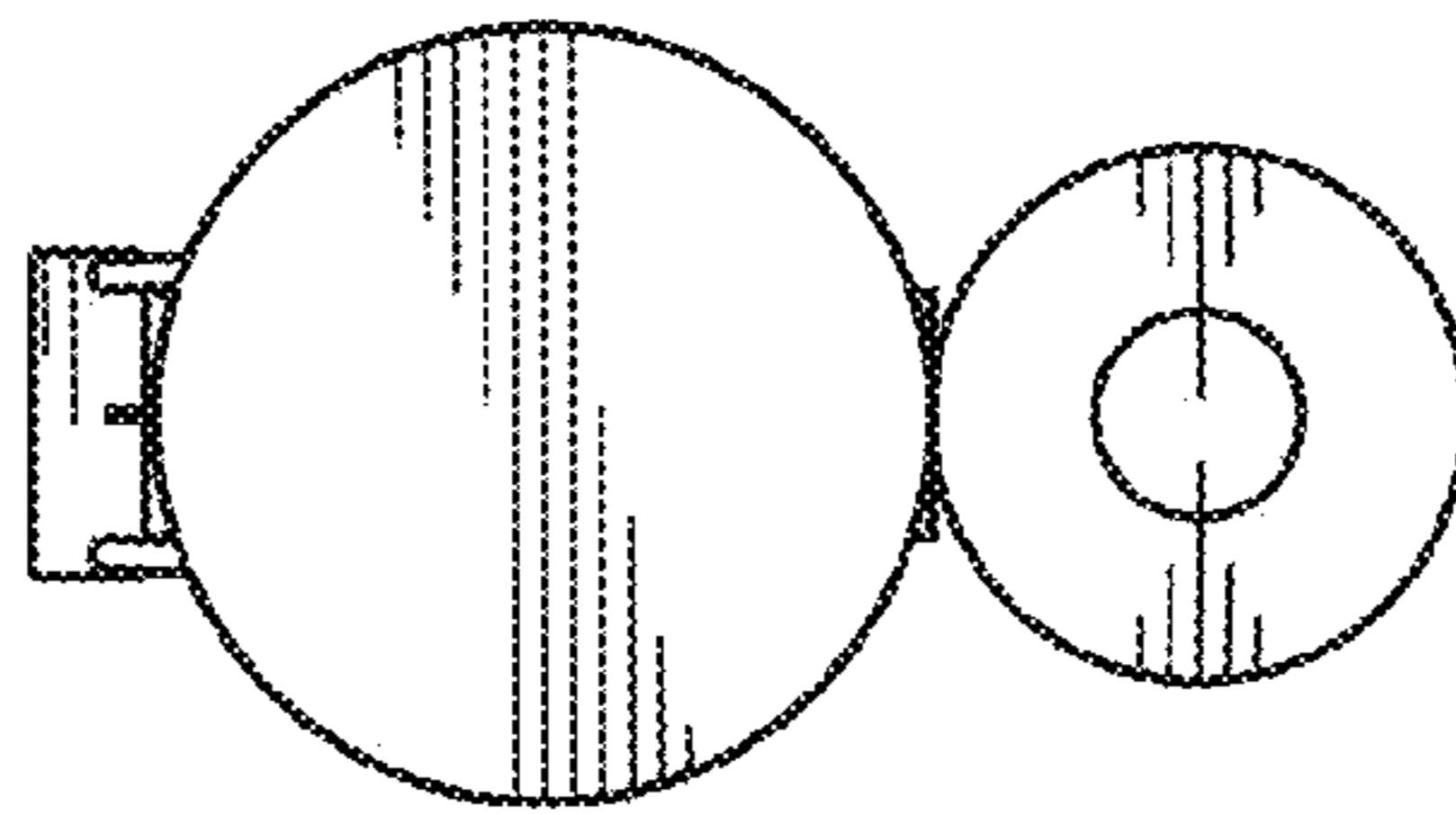


FIG. 6