



US00D764472S

(12) **United States Design Patent**
Corcoran et al.

(10) **Patent No.:** **US D764,472 S**

(45) **Date of Patent:** **** Aug. 23, 2016**

(54) **PROTECTIVE CASE AND COVER FOR A MOBILE DISPLAY DEVICE**

(71) Applicant: **Logitech Europe S.A.**, Lausanne (CH)

(72) Inventors: **Fergal Corcoran**, Co. Cork (IE);
Padraig Murphy, Co. Monogham (IE);
Ken Delaney, County Cork (IE)

(73) Assignee: **Logitech Europe S.A.**, Lausanne (CH)

(**) Term: **14 Years**

(21) Appl. No.: **29/513,789**

(22) Filed: **Jan. 5, 2015**

(51) **LOC (10) Cl.** **14-02**

(52) **U.S. Cl.**
USPC **D14/440**

(58) **Field of Classification Search**
USPC D14/440, 439, 432, 203.4, 203.8, 341;
D3/218, 215, 201, 294, 289, 900
CPC ... G06F 1/1601; G06F 1/1626; G06F 1/1633;
G06F 1/1675; G06F 1/167; G02F 1/1306;
G02F 1/133308; G02F 1/153; G02F
2001/133317; H04M 1/185; H04M 1/0252;
H04B 1/3888
See application file for complete search history.

(56) **References Cited**

U.S. PATENT DOCUMENTS

D230,376 S *	2/1974	Andrew	D19/91
8,312,991 B2 *	11/2012	Diebel	A45C 11/00 206/305
D672,353 S *	12/2012	Liu	D14/440
D672,781 S *	12/2012	Lu	D14/440
D675,625 S *	2/2013	Hasbrook	D14/440
D678,260 S *	3/2013	Bau	D14/132
D679,279 S *	4/2013	Yang	D14/440
8,424,830 B2 *	4/2013	Yang	A47B 23/044 248/459
D687,438 S *	8/2013	Lu	D14/440
D690,305 S *	9/2013	Wen	D14/440
D690,702 S *	10/2013	Chung	D14/440

D692,434 S *	10/2013	Kim	D14/440
D693,823 S *	11/2013	Chen	D14/440
D695,296 S *	12/2013	Hsu	D14/440
D696,256 S *	12/2013	Piedra	D14/440
D696,669 S *	12/2013	Akana	D14/440
D702,673 S *	4/2014	Murchison	D14/250
D704,689 S *	5/2014	Chang	D14/250
D706,783 S *	6/2014	Almodova	D14/440
D707,229 S *	6/2014	Almodova	D14/440
8,757,375 B2 *	6/2014	Huang	A47B 23/043 206/320

(Continued)

Primary Examiner — Cynthia Underwood

(74) *Attorney, Agent, or Firm* — Kilpatrick Townsend & Stockton LLP

(57) **CLAIM**

The ornamental design for a protective case and cover for a mobile display device, as shown and described.

DESCRIPTION

FIG. 1 is a perspective view of a first embodiment of our protective case and cover for a mobile display device showing our new design;

FIG. 2 is a second perspective view thereof;

FIG. 3 is a third perspective thereof;

FIG. 4 is a top plan view thereof;

FIG. 5 is a right side elevational view thereof;

FIG. 6 is a bottom plan view thereof; and

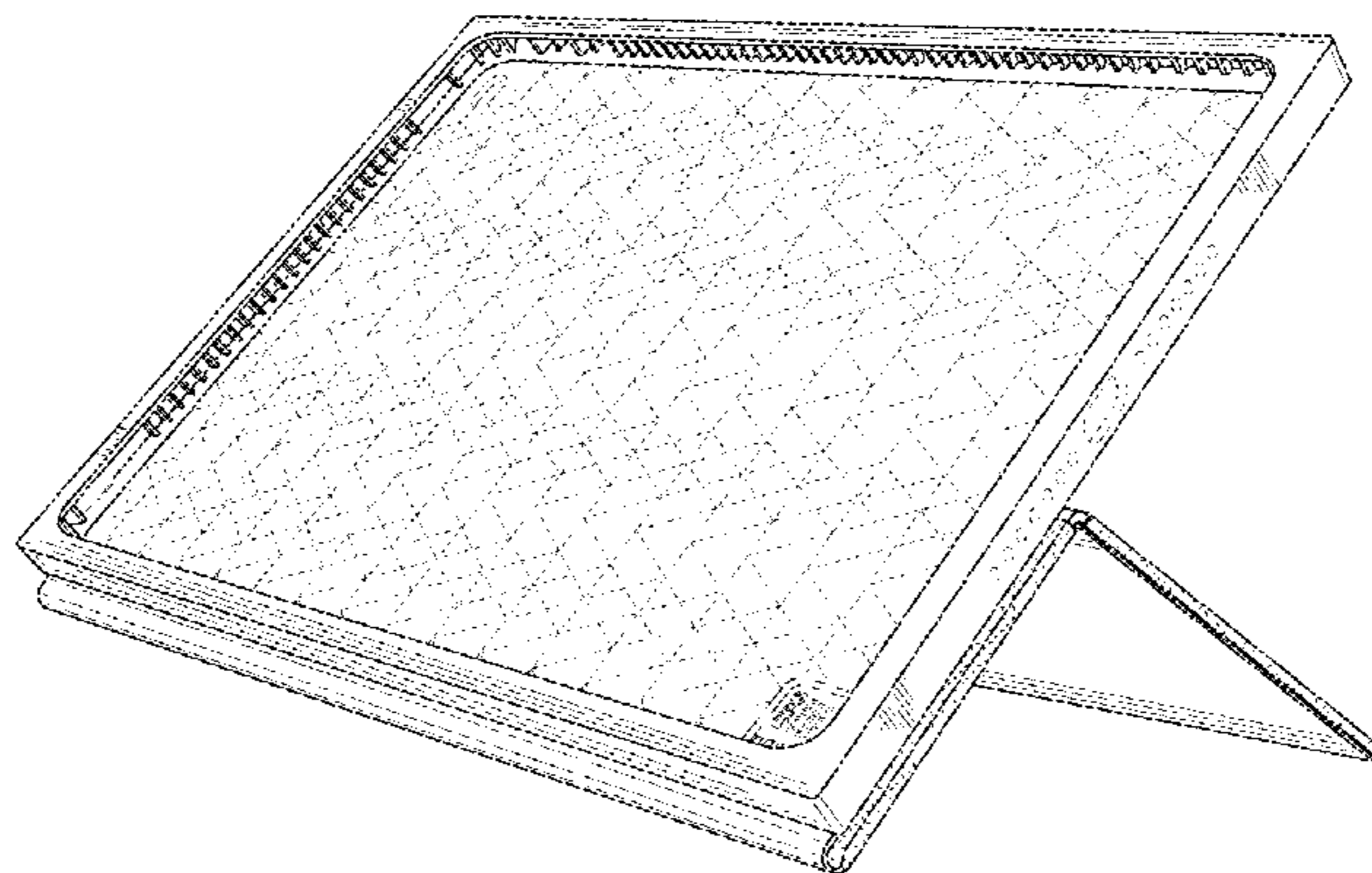
FIG. 7 is a back side elevational view thereof.

FIG. 8 is a perspective view of our protective case and cover for a mobile display device showing a front side of our new design in an open configuration; and,

FIG. 9 is a second perspective view thereof showing the backside.

The broken lines in the drawings depict environmental subject matter/or parts of the protective case and cover for a mobile display device only and form no part of the claimed design. The gray hatched pattern shown in various surfaces on each figure also includes broken lines and is depicted as environment subject matter only and forms no part of the claimed design.

1 Claim, 7 Drawing Sheets



(56)

References Cited

U.S. PATENT DOCUMENTS

D708,838 S *	7/2014	Lee	D14/440	2009/0159763 A1*	6/2009	Kim	F16M 13/00
8,763,795 B1 *	7/2014	Oten	A45C 11/00					248/174
				206/320	2011/0266194 A1*	11/2011	Bau	A45C 11/00
8,766,921 B2 *	7/2014	Ballagas	G06F 1/1626					206/736
				345/168	2011/0290687 A1*	12/2011	Han	A45C 3/02
8,783,458 B2 *	7/2014	Gallagher	F16M 11/105					206/320
				206/320	2012/0211377 A1*	8/2012	Sajid	G06F 1/1628
8,797,132 B2 *	8/2014	Childs	A45C 11/00					206/216
				206/320	2012/0211613 A1*	8/2012	Yang	A45C 11/00
D729,253 S *	5/2015	Nyholm	D14/440					248/174
D730,913 S *	6/2015	Shao	D14/440	2012/0305413 A1*	12/2012	Chung	A45C 11/00
D733,150 S *	6/2015	Sirichai	D14/440					206/45.23
D733,152 S *	6/2015	Sirichai	D14/440	2012/0308981 A1*	12/2012	Libin	G09B 3/00
D734,340 S *	7/2015	Kim	D14/440					434/362
2003/0034263 A1 *	2/2003	D'Hoste	A45C 9/00	2013/0213838 A1*	8/2013	Tsai	G06F 1/1633
				206/320					206/320
2008/0302687 A1 *	12/2008	Sirichai	A45F 5/02	2013/0214661 A1*	8/2013	McBroom	G06F 1/1667
				206/320					312/325

* cited by examiner

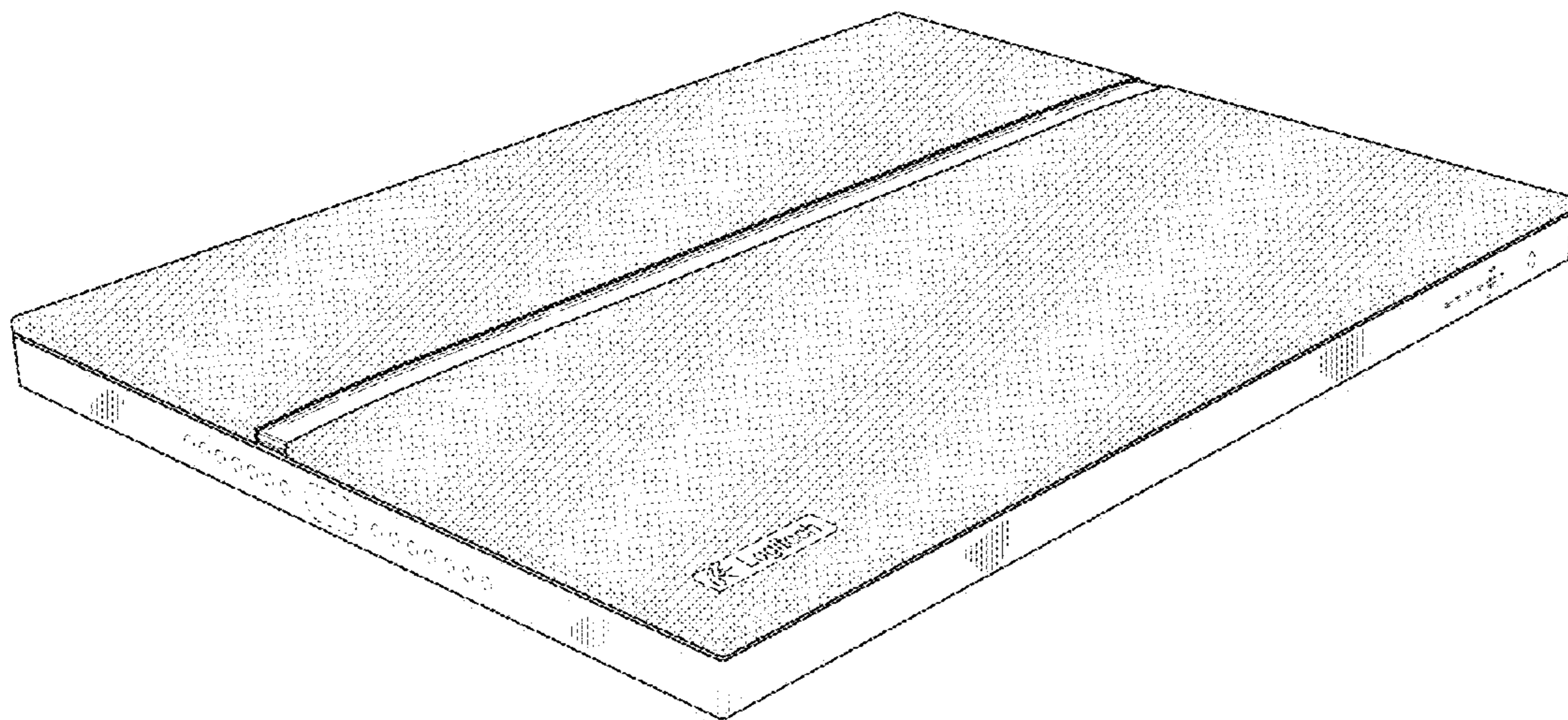


FIG. 1

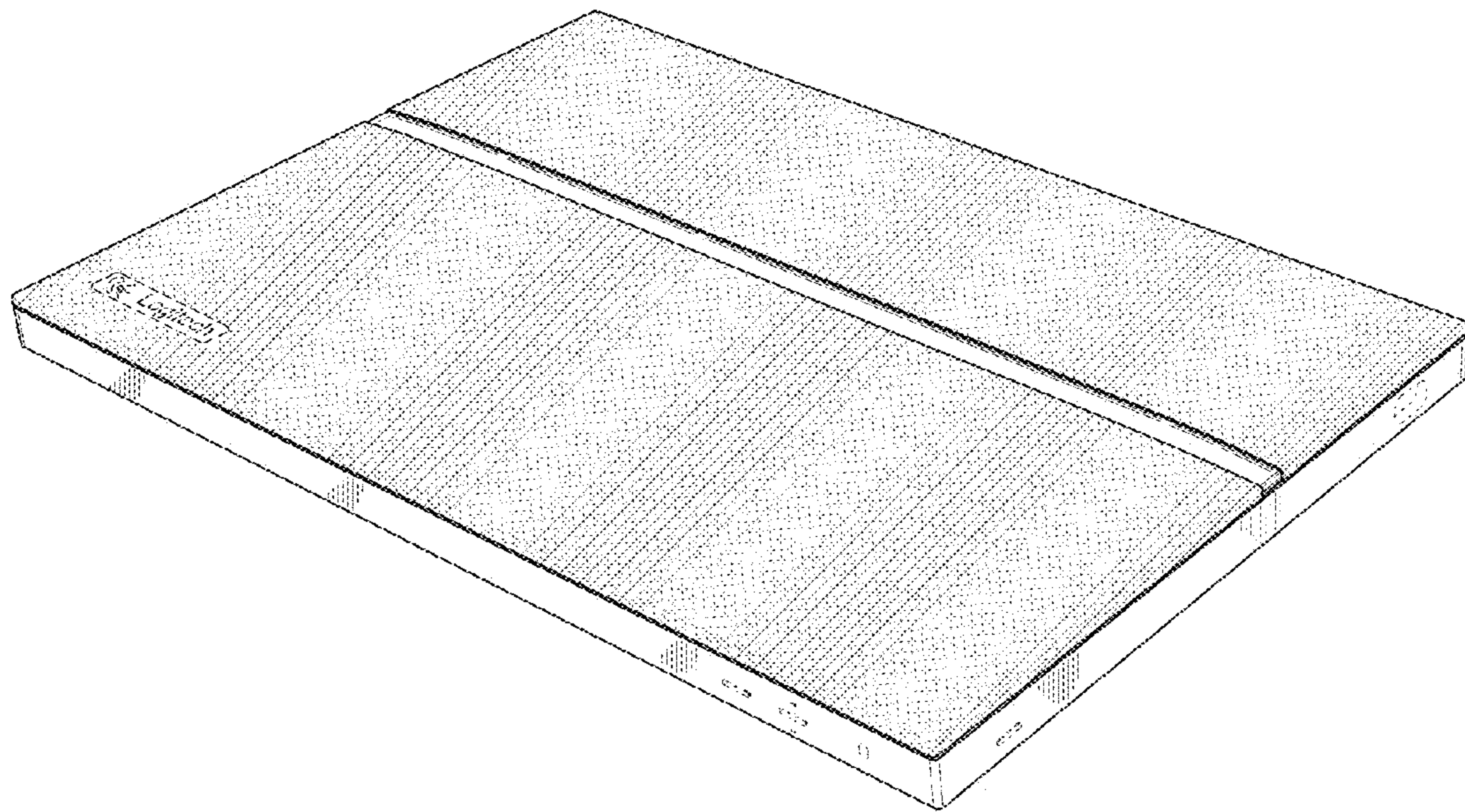


FIG. 2

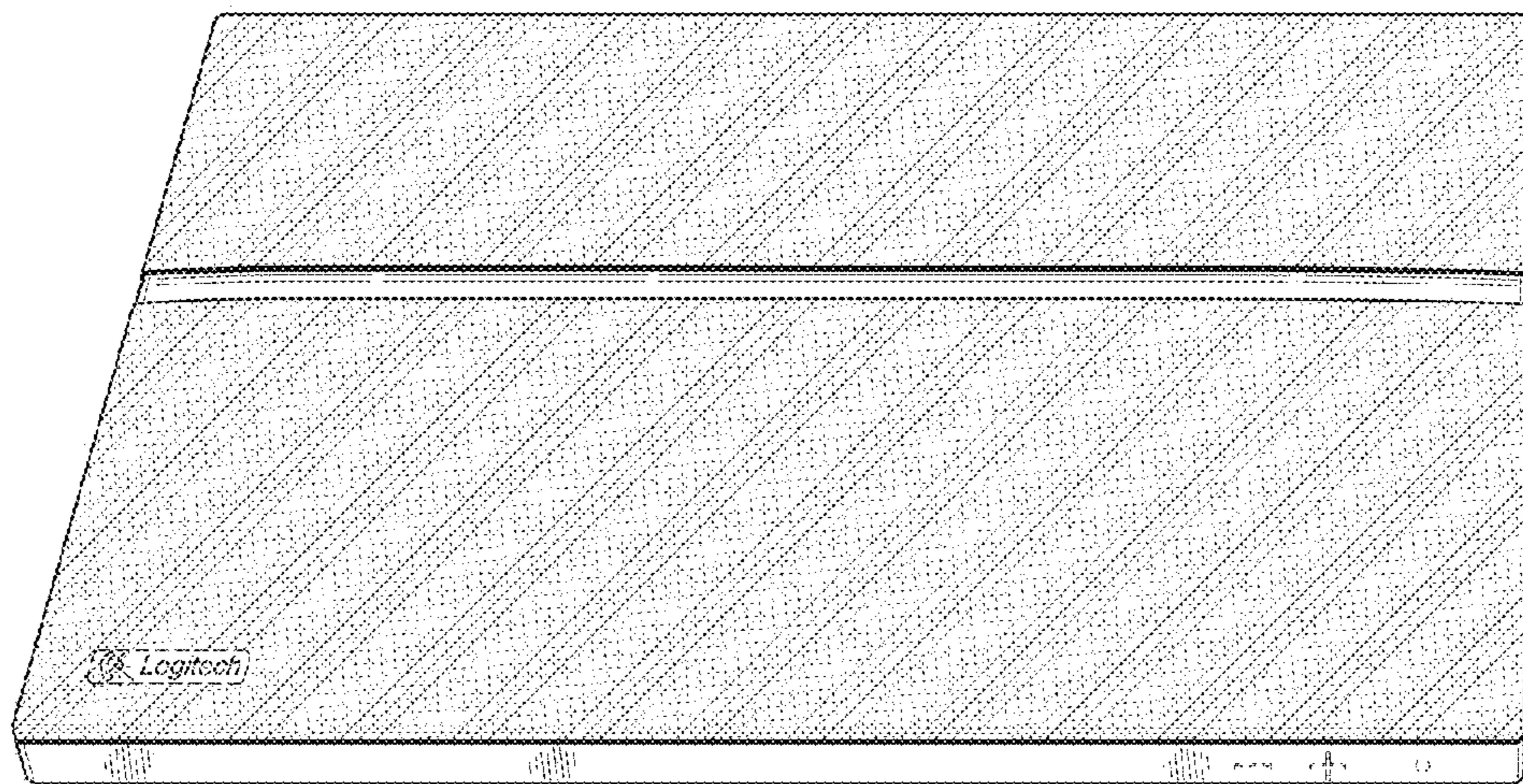


FIG. 3




FIG. 4




FIG. 5




FIG. 6



FIG. 7

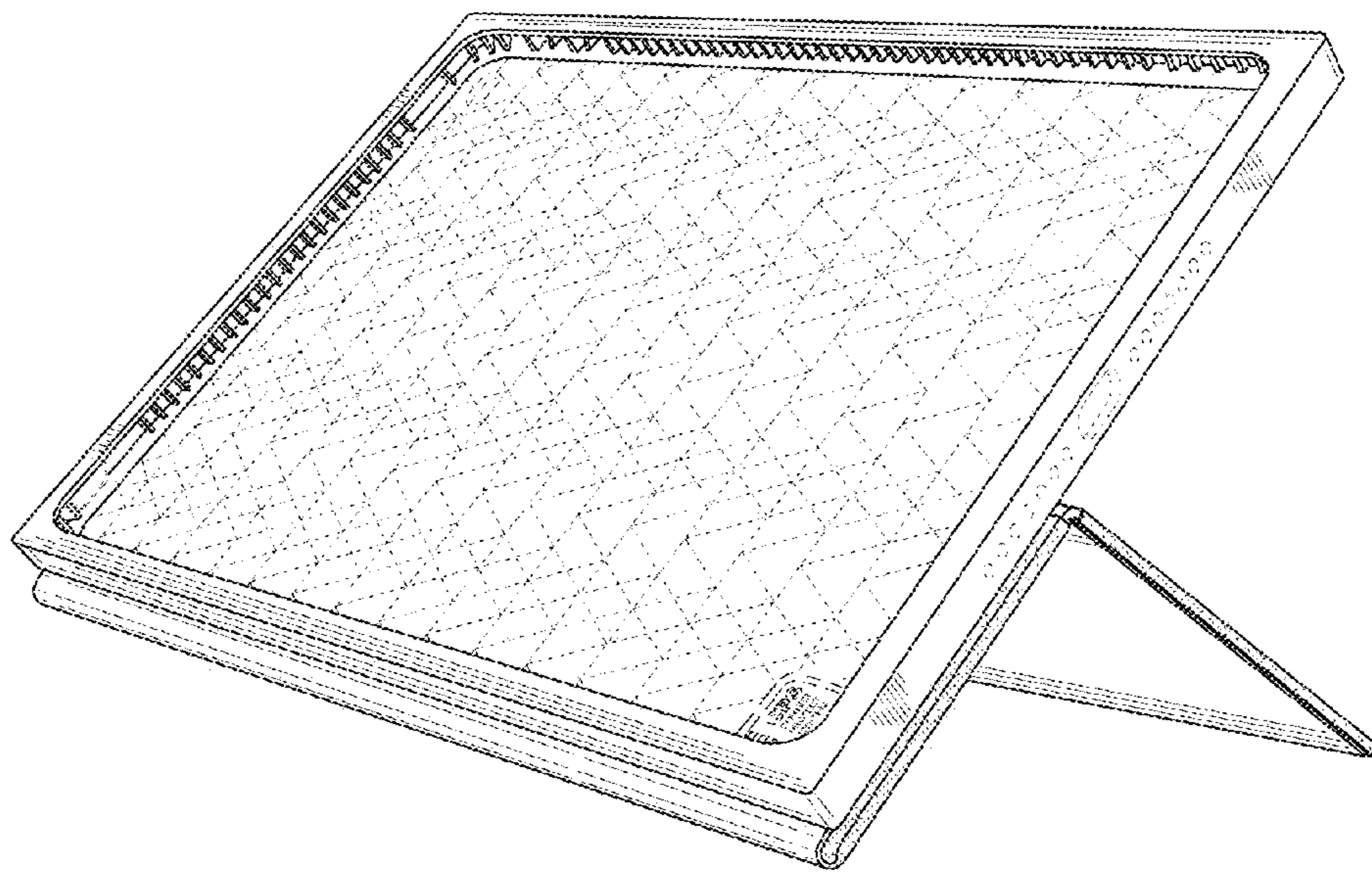


FIG. 8

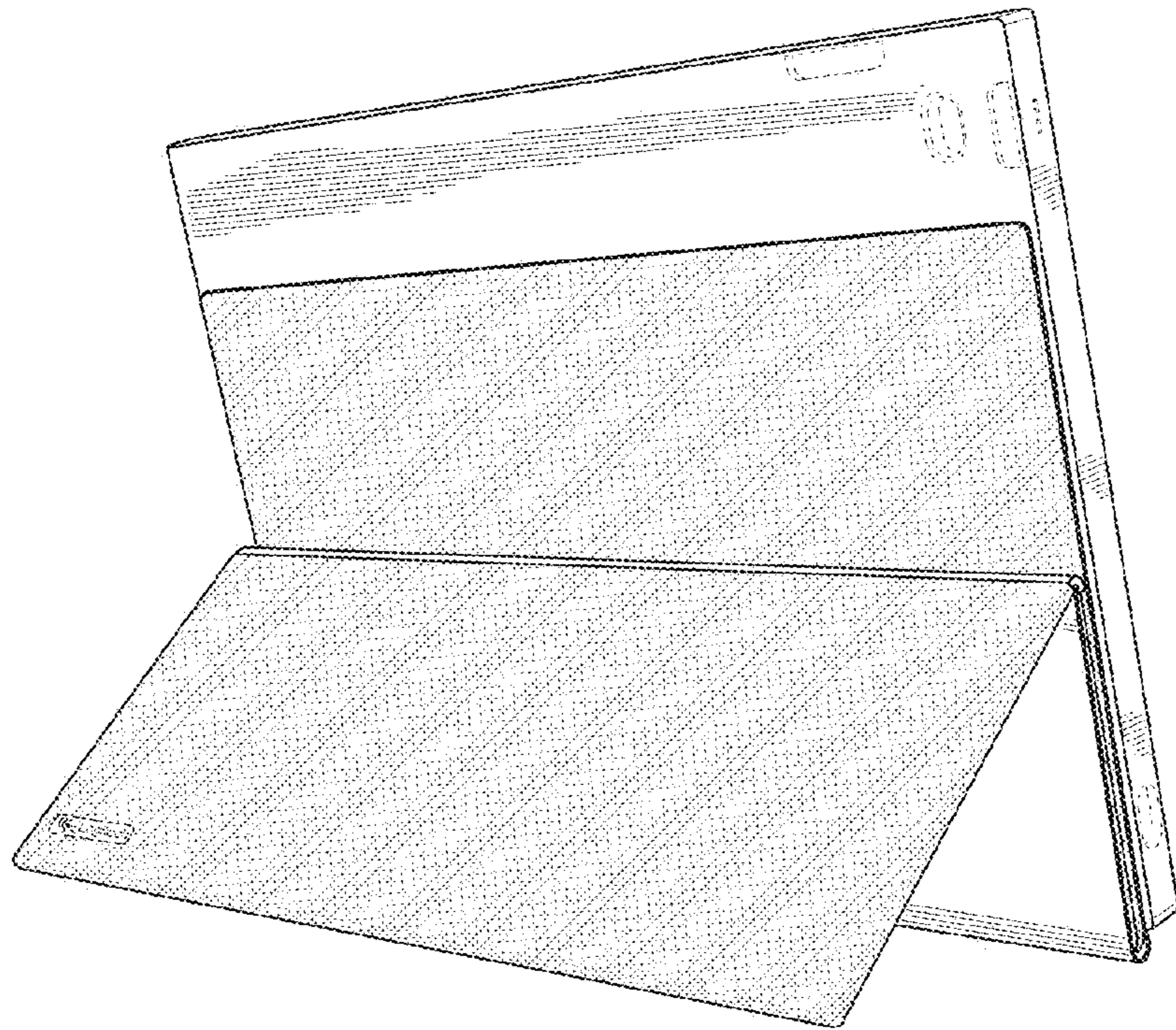


FIG. 9